V So III

INDICE ANALITICO - ANALYTICAL INDEX - INDEX ANALYTIQUE - GRUPPENVERZEICHNIS

COORDINATE COORDINATE COORDONNEE KOORDINATE	DENOMINAZIONE	DESCRIPTION	DESIGNATION	BEZEICHNUNG
A1 - A2	Basamento e coperchi	Crankcase - Covers	Carter moteur - Couvercles	Kurbelgehäuseunt. - Deckel
A3 - A4	Testa e cilindro	Head and cylinder	Culasse et cylindre	Kopf und Zylinder
A5 - A6	Imbiellaggio - Frizione	Connecting system - Clutch	Equipage mobile - Embrayage	Pleuel - Kupplung
A7 - A8	Distribuzione	Timing system	Distribution	Steuerung
A9 - A12	Alimentazione - Scarico	Feeding - Exhaust	Alimentation - Echappement	Zuführung - Auspuff
A13 - A16	Carburatore - Componenti	Carburetor - Parts	Carburateur - Composants	Vergaser - Teile
B1 - B2	Lubrificazione	Lubrication	Graissage	Schmierung
B3 - B4	Frizione	Clutch	Embrayage	Kupplung
B5 - B6	Scatola cambio	Transmission case	Carter de boîte à vitesses	Getriebegehäuse
B7 - B10	Cambio	Transmission	Boîte à vitesses	Schaltgetriebe
B11 - B12	Forcellone e trasmissione posteriore	Fork and rear transmission	Fourche et transmission AR	Gabel und Hint. Kraftübertragung
B13 - B16	Trasmissione posteriore	Rear transmission	Transmission AR	Hint. Kraftübertragung
C1 - C2	Telaio	Frame	Châssis	Rahmen
C3 - C4	Culla telaio - Pedane - Cavalletto	Frame - Foot rest - Stand	Châssis - Repose-pieds - Bequille	Rahmen - Fussraste - Ständer
C5 - C8	Carrozzeria	Body	Carrosserie	Karosserie
C9 - C12	Sospensioni anteriore e posteriore	Front and rear suspensions	Suspensions AV et AR	Vord. Hinterradaufhängung
C13 - C14	Ruota anteriore e posteriore	Front and rear wheel	Roue AV et AR	Vord. Hinterrad
C15 - C16	Comando freno anteriore destro	R.H. front brake control	Commande de frein AV droit	Vorderbremssteuerung R.
D1 - D4	Freno anteriore sinistro e posteriore	Rear-front L.H. brake	Frein AV G et AR	Hint. L. - Vord. Bremse
D5 - D8	Strumentazione - Comandi	Instrument panel - Controls	Tableau de bord - Commandes	Instrumentenbrett - Antrieb
D9 - D12	Accensione	Ignition	Allumage	Zündung
D13 - D14	Illuminazione - Acustico	Lighting - Horn	Signal lumineux - Avertisseur acoustique	Beleuchtung - Hupe

INDICE NUMERICO - NUMERICAL INDEX - INDEX NUMERIQUE - NUMERISCHER INDEX

M1	10.05.41.00 ⊢►	⊢► 19.35.54.04
M2	19.35.54.06 ⊢►	⊢► 92.60.22.06
M3	92.60.22.06 ⊢►	⊢► 99.10.51.29

www.guzzitek.org - Revente Interdite - Revendita Vietata - Resaling Forbiden - Wiederverkauf Verboten

INDICE NUMERICO - NUMERICAL INDEX - INDEX NUMERIQUE - NUMERISCHER INDEX

Codice	Coord.	N. Pos.	Codice	Coord.	N. Pos.	Codice	Coord.	N. Pos.	Codice	Coord.	N. Pos.	Codice	Coord.	N. Pos.	Codice	Coord.	N. Pos.
	A14	033	14.08.61.00	B4	011	17.65.96.50	D2	027	19.03.20.00	A8	010	19.11.43.00	A10	009	19.21.37.20	B6	017
	A14	029	14.09.02.01	B4	013	17.66.02.53	C16	001	19.03.23.00	A8	011	19.11.43.80	A10	003	19.21.38.20	B6	005
	A14	023	14.09.04.00	B4	014	17.66.11.52	C16	022	19.03.29.00	A8	014	19.11.44.80	A10	005	19.21.40.01	B8	024
	A14	034	14.10.39.55	C8	051	17.66.11.52	D4	054	19.03.40.00	A8	008	19.11.46.80	A10	006	19.21.45.00	B8	020
	A14	040	14.10.44.55	C8	054	17.66.13.52	C16	003	19.03.60.10	A8	002	19.11.50.80	A4	026	19.21.46.20	B8	007
	A14	039	14.10.51.00	C8	047	17.66.13.52	D4	048	19.03.60.80	A8	001	19.11.50.81	A4	027	19.21.48.20	B8	021
	A14	016	14.10.71.00	C2	025	17.70.38.00	D10	018	19.04.50.20	A8	026	19.11.55.80	A4	025	19.21.51.20	B8	022
	A16	043	14.21.79.01	B4	031	17.70.43.00	D10	011	19.04.58.01	A8	025	19.11.75.80	D6	035	19.21.52.20	B8	023
	A14	009	14.21.79.01	B6	007	17.71.24.00	D12	041	19.05.33.20	A8	016	19.12.07.06	A10	035	19.21.54.20	B8	003
	B2	002	14.25.10.01	B10	055	17.71.99.00	D12	044	19.05.45.20	A8	017	19.12.07.07	A10	034	19.23.10.20	B10	035
	B4	006	14.25.10.01	D2	034	17.74.04.05	D14	008	19.05.57.00	A8	023	19.12.10.50	A10	038	19.23.12.20	B10	034
10.05.41.00	B10	060	14.54.78.00	B12	014	17.74.25.50	D14	030	19.05.58.00	B2	026	19.12.11.35	A12	044	19.23.44.20	B8	030
10.05.41.00	B8	012	14.55.16.55	C10	037	17.75.05.20	D14	032	19.05.59.00	B2	027	19.12.29.35	A12	041	19.23.46.00	B8	031
10.15.82.01	B2	017	14.60.56.50	C16	002	17.75.12.00	D14	033	19.05.80.20	A8	019	19.12.30.35	A12	042	19.23.52.20	B10	036
10.15.87.01	B2	018	14.60.57.50	D6	005	17.75.57.00	D6	034	19.05.82.20	A8	020	19.12.34.35	A12	046	19.23.58.00	B6	008
10.52.89.00	A2	022	14.60.96.50	C2	026	17.75.60.60	D6	008	19.06.01.80	A4	017	19.12.86.05	A12	050	19.23.62.00	B10	038
10.52.89.00	B6	023	14.60.96.50	D2	030	17.75.61.60	D6	007	19.06.02.81	A6	015	19.13.31.00	A10	031	19.23.78.00	B6	013
10.52.89.00	B14	009	14.60.96.50	D10	026	17.76.06.50	D6	030	19.06.04.81	A6	010	19.13.35.00	A10	032	19.25.09.00	B10	054
10.52.89.00	B14	011	14.61.59.01	A6	019	17.76.21.50	D6	031	19.06.06.50	A6	016	19.13.40.00	A10	033	19.25.69.20	B10	051
10.93.37.00	A16	044	14.61.59.01	B12	020	17.76.22.00	D6	024	19.06.07.50	A6	011	19.14.64.20	B2	001	19.25.82.20	B10	041
12.00.37.02	A2	030	14.61.59.01	B14	029	17.76.87.50	B2	024	19.06.10.50	A6	012	19.14.77.20	B2	008	19.26.67.20	B10	058
12.00.64.00	B2	028	14.61.61.50	C14	013	18.10.50.01	C8	052	19.06.12.80	A6	013	19.14.78.20	B2	004	19.32.76.01	B12	005
12.00.64.00	B2	025	14.63.44.00	C14	022	18.25.20.50	C4	004	19.06.13.20	A6	014	19.14.84.20	B2	005	19.32.77.01	B12	002
12.06.77.01	B14	019	14.65.68.00	C16	026	18.25.75.51	D4	041	19.06.15.20	A6	003	19.14.86.20	B2	006	19.32.80.20	B12	007
12.08.70.01	B4	010	14.65.70.50	D2	016	18.25.79.50	B10	044	19.06.18.20	A6	023	19.14.98.00	B2	009	19.32.88.01	B12	003
12.15.07.00	B2	021	14.70.45.05	D10	001	18.25.81.01	B10	062	19.06.20.20	A6	006	19.15.22.00	B2	013	19.35.02.20	B12	001
12.15.09.00	B2	019	14.70.45.50	D10	001	18.57.78.50	D6	016	19.06.22.20	A6	004	19.15.30.00	B2	016	19.35.03.20	B14	001
12.15.42.00	A2	033	14.70.53.50	D10	003	19.00.01.20	A2	001	19.06.42.80	A6	001	19.15.57.00	A10	014	19.35.04.01	B14	013
12.15.42.00	B2	033	14.70.70.00	D10	002	19.00.11.20	A2	025	19.06.54.00	A6	002	19.15.60.01	A10	017	19.35.07.00	B14	022
12.15.42.00	B6	012	14.71.24.59	D10	032	19.00.12.00	A2	015	19.06.56.20	A6	007	19.15.67.01	A10	015	19.35.11.00	B14	004
12.15.42.00	C10	030	14.71.74.00	D12	039	19.00.14.80	A2	014	19.06.64.20	A6	009	19.15.69.00	A10	016	19.35.12.00	B6	024
12.15.78.00	B2	031	14.71.76.00	D10	005	19.00.16.20	A2	024	19.06.65.20	A6	008	19.15.78.00	D2	029	19.35.12.00	B14	006
12.15.90.00	B2	023	14.73.05.70	D12	046	19.00.20.20	A2	009	19.06.77.00	A6	018	19.15.93.00	B2	032	19.35.14.01	B14	016
12.43.40.01	C4	011	14.73.07.06	D12	045	19.00.20.20	B6	016	19.06.79.00	A6	020	19.15.96.00	B2	029	19.35.19.00	B14	002
12.54.82.01	B12	010	14.74.04.01	D14	007	19.00.34.00	A2	026	19.08.03.00	A6	017	19.20.02.20	B6	017	19.35.23.00	B14	023
12.62.68.00	B10	045	14.75.06.56	D14	023	19.00.35.02	A2	019	19.08.25.01	B4	002	19.20.03.20	B6	010	19.35.24.01	B14	031
12.73.51.00	C16	009	14.75.34.50	D14	039	19.00.36.02	A2	020	19.08.41.00	B4	001	19.20.04.20	B4	026	19.35.35.00	B14	024
12.73.51.00	D4	051	14.75.37.55	D14	037	19.00.38.00	A2	008	19.08.44.50	B4	007	19.20.08.20	B6	001	19.35.46.20	B14	018
12.93.72.00	A14	010	14.76.72.50	D6	021	19.00.49.20	A2	028	19.08.57.01	B4	008	19.20.11.20	B6	015	19.35.51.00	B16	034
.93.73.00	A14	020	14.76.86.51	D6	026	19.00.77.00	D10	033	19.09.30.52	B4	025	19.20.34.20	B4	029	19.35.52.00	B16	035
.02.19.00	A2	036	14.76.92.00	D6	022	19.01.50.20	A2	005	19.10.02.80	C6	001	19.20.65.01	B6	022	19.35.52.02	B16	036
.02.19.00	A4	012	14.91.73.00	C8	046	19.01.60.00	A2	012	19.10.02.81	C6	001	19.20.65.01	B14	010	19.35.53.00	B8	032
13.14.83.00	B2	007	14.93.16.50	A14	032	19.01.63.20	A2	010	19.10.02.82	C6	001	19.20.72.20	B6	011	19.35.53.00	B16	033
13.43.26.40	C4	010	14.93.46.50	A14	011	19.01.70.00	C4	031	19.10.27.50	C6	005	19.21.05.20	B8	001	19.35.53.01	B16	033
13.93.31.00	A16	042	17.11.34.50	A10	018	19.01.89.20	B2	012	19.10.40.06	C8	049	19.21.07.50	B4	020	19.35.53.02	B16	033
13.93.47.00	A14	037	17.11.36.51	A10	019	19.02.08.20	A4	024	19.10.40.07	C8	049	19.21.11.51	B10	057	19.35.53.03	B16	033
13.93.49.00	A14	038	17.11.40.50	A10	020	19.02.13.20	A4	018	19.10.40.80	C8	049	19.21.13.20	B8	008	19.35.53.04	B16	033
13.93.62.00	A14	026	17.11.46.50	A10	011	19.02.20.80	A4	019	19.10.43.35	C8	050	19.21.14.20	B8	006	19.35.53.05	B16	033
13.93.63.00	A14	027	17.51.66.00	C10	010	19.02.21.80	A4	001	19.10.49.50	C2	015	19.21.18.20	B8	005	19.35.53.06	B16	033
13.93.66.00	A14	030	17.51.77.00	C10	011	19.02.22.80	A4	002	19.10.49.50	C8	053	19.21.20.20	B8	002	19.35.53.07	B16	033
13.93.67.00	A14	031	17.65.71.01	D2	015	19.02.35.20	A4	009	19.10.65.50	A10	028	19.21.28.00	B8	009	19.35.53.08	B16	033
13.93.78.00	A14	025	17.65.88.60	D2	031	19.02.37.00	A4	010	19.11.26.80	A10	001	19.21.29.00	B8	015	19.35.53.09	B16	033
13.93.79.00	A14	021	17.65.93.50	D2	002	19.02.53.00	A4	006	19.11.26.81	A10	002	19.21.32.20	B6	027	19.35.54.00	B14	021
14.01.84.00	D14	035	17.65.93.52	C16	018	19.02.75.00	A8	015	19.11.39.00	A12	045	19.21.36.20	B8	014	19.35.54.02	B14	021
14.08.60.00	B4	009	17.65.94.50	C16	005	19.03.05.00	A8	007	19.11.41.00	A10	021	19.21.37.20	B4	022	19.35.54.04	B14	021

www.guzzitek.org - Revente Interdite - Revendita Vietata - Resaling Forbiden - Wiederverkauf Verboten

INDICE NUMERICO - NUMERICAL INDEX - INDEX NUMERIQUE - NUMERISCHER INDEX

Codice	Coord.	N. Pos.	Codice	Coord.	N. Pos.	Codice	Coord.	N. Pos.	Codice	Coord.	N. Pos.	Codice	Coord.	N. Pos.	Codice	Coord.	N. Pos.
19.35.54.06	B14	021	19.54.02.00	B12	011	19.71.65.00	D10	007	19.99.90.80	A2	035	61.03.70.00	A8	013	90.27.20.23	B12	004
19.35.54.08	B14	021	19.54.70.00	B12	012	19.71.70.00	D12	040	19.99.95.01	A2	034	61.03.75.00	A8	004	90.35.30.29	A8	024
19.35.54.10	B14	021	19.54.80.01	B12	008	19.71.70.01	D12	040	25.65.61.00	C16	010	61.03.76.00	A8	003	90.35.30.30	B14	017
19.35.54.11	B14	021	19.54.81.01	B12	009	19.71.70.02	D12	040	25.65.61.00	D2	014	61.03.78.01	A4	008	90.35.30.09	A4	004
19.35.54.12	B14	021	19.55.02.80	C12	041	19.71.70.03	D12	040	25.65.70.01	C16	004	61.03.80.00	A8	005	90.40.06.16	B4	021
19.35.54.13	B14	021	19.55.23.80	C12	042	19.71.80.00	A4	031	35.10.84.50	A12	051	61.03.81.00	A8	006	90.40.15.30	A2	011
9.35.64.00	B14	020	19.55.52.00	B12	015	19.71.86.00	D10	006	35.21.43.00	B12	013	61.05.49.00	A8	018	90.40.28.39	A2	018
9.35.67.00	B4	024	19.55.52.00	B16	042	19.72.63.80	D14	040	35.93.46.70	A14	036	61.06.24.01	A6	005	90.40.28.41	B4	019
9.35.67.00	B16	039	19.57.38.80	C10	035	19.73.25.00	D14	031	35.93.59.70	A14	005	61.10.84.00	A10	029	90.40.28.41	B6	003
19.35.68.01	B16	037	19.57.41.80	C10	033	19.73.33.50	D12	037	39.10.34.00	C2	024	61.10.84.00	B2	030	90.40.32.43	C10	017
19.40.01.80	C2	001	19.57.47.80	C10	025	19.73.53.00	D10	023	39.23.81.00	B10	059	61.10.85.00	A10	030	90.40.32.47	B16	041
19.41.82.00	C2	007	19.60.03.60	D6	011	19.73.68.80	D10	022	39.23.81.00	B8	011	61.12.69.20	A12	043	90.40.35.47	B14	003
19.42.03.00	C4	005	19.60.34.35	D6	006	19.74.04.04	D14	022	39.23.93.00	B8	028	61.12.75.20	A12	047	90.40.53.67	A2	013
19.42.21.00	C4	006	19.60.55.01	D6	004	19.74.04.54	D14	019	39.44.07.00	C4	021	61.23.82.00	B10	039	90.40.75.90	B14	015
19.43.03.05	C4	009	19.61.02.05	C14	001	19.74.04.55	D14	018	39.44.18.00	C4	022	61.27.03.00	A2	006	90.70.61.40	B6	004
19.43.20.00	C4	017	19.61.03.05	C14	002	19.74.04.58	D14	021	39.44.32.00	C4	025	61.27.03.00	A4	021	90.70.61.70	B4	012
19.43.30.00	C4	018	19.61.33.35	C14	005	19.74.05.50	D14	001	39.47.46.00	C6	023	61.27.03.00	A12	049	90.70.61.88	B4	023
19.43.40.00	C4	020	19.61.41.00	C14	009	19.74.30.20	D14	028	39.49.31.01	C10	007	61.27.03.00	B14	026	90.70.61.88	B8	018
19.43.44.05	C6	006	19.61.53.35	C14	004	19.74.71.80	D14	024	39.51.50.00	C2	023	61.27.03.00	C8	037	90.70.61.88	B16	038
19.43.44.06	C6	006	19.63.02.00	C14	014	19.74.72.81	D14	004	39.52.54.01	C10	019	61.27.03.00	C16	013	90.70.62.03	B6	025
19.43.44.09	C6	006	19.63.06.00	C14	015	19.74.80.00	D10	034	39.65.47.00	C16	017	61.27.03.00	D2	024	90.70.62.03	B14	007
19.43.65.00	C2	027	19.63.25.01	C14	024	19.74.84.00	D12	049	39.65.47.00	D2	022	61.44.23.00	C4	026	90.70.62.38	C10	026
19.43.66.00	C6	007	19.63.25.02	C14	016	19.74.88.80	C6	017	39.65.84.80	C16	027	61.51.49.40	C10	038	90.70.62.82	A2	029
19.43.70.81	C6	016	19.63.33.00	C14	021	19.75.04.35	D14	027	39.65.90.00	C16	021	61.51.52.40	C10	039	90.70.64.60	A2	027
19.43.70.82	C6	016	19.63.39.35	C14	019	19.76.04.80	D6	019	39.65.90.00	D2	018	61.61.56.30	C14	025	90.70.65.52	A10	013
19.43.70.83	C6	016	19.63.41.00	C14	020	19.76.15.00	D6	018	39.65.91.00	C16	020	61.61.63.30	C14	012	90.70.65.52	B16	040
19.43.87.35	C6	010	19.63.57.35	B14	028	19.76.28.10	D6	040	39.65.91.00	D2	019	61.70.42.00	D10	012	91.18.06.27	D10	015
19.43.91.80	C2	011	19.63.64.00	C14	018	19.76.40.81	D6	041	39.66.38.01	C16	023	61.74.05.51	D6	033	91.18.07.06	C2	020
19.46.05.80	C8	036	19.65.23.00	C16	012	19.76.81.80	D6	023	39.73.80.80	D6	032	61.74.37.00	D14	034	91.18.07.21	D6	039
19.46.13.80	C8	055	19.65.23.36	D2	032	19.90.00.80	D6	036	39.75.17.90	D14	038	62.49.32.00	C10	006	91.18.07.21	D10	009
19.46.18.80	C2	017	19.65.27.00	C16	006	19.90.00.81	D6	036	39.76.25.01	D6	020	62.74.73.20	D14	025	91.18.08.06	C12	048
19.46.29.81	C8	057	19.65.27.00	D4	052	19.90.00.82	D6	036	39.78.25.00	C2	004	63.65.71.20	C16	008	91.18.10.16	C2	033
19.46.43.80	C8	038	19.65.30.00	D2	017	19.90.00.83	D6	036	39.92.22.00	C8	032	63.65.71.21	C16	007	91.18.11.10	C10	036
19.46.87.80	C2	014	19.65.46.00	D2	021	19.92.20.51	C8	035	39.92.22.00	C10	027	65.93.37.00	A14	028	91.18.11.14	C4	015
19.47.62.81	C6	028	19.65.46.01	C16	016	19.92.20.80	C8	048	39.93.76.00	A14	024	65.10.54.00	C6	003	91.18.20.10	B10	040
19.47.62.82	C8	028	19.65.46.01	D2	021	19.92.33.80	C6	002	41.93.52.00	A14	017	65.10.54.01	C6	004	91.55.10.85	A10	026
19.47.62.83	C8	028	19.65.49.00	D4	050	19.92.33.81	C6	002	43.07.09.40	B8	026	65.60.30.00	D6	010	92.20.10.70	B14	014
19.47.63.81	C8	029	19.65.87.35	D2	026	19.92.34.80	C10	034	43.93.40.00	A14	035	65.60.35.00	D6	009	92.20.11.20	B6	028
19.47.63.82	C8	029	19.65.95.00	D2	004	19.92.99.00	D6	037	45.21.24.00	D6	038	65.65.92.00	C16	019	92.20.12.20	B4	028
19.47.63.83	C8	029	19.65.96.00	D2	003	19.93.43.80	A14	006	49.93.88.00	A14	018	65.65.92.00	D2	020	92.20.12.20	B8	016
9.47.81.50	C8	030	19.66.70.00	D2	001	19.93.44.80	A16	041	49.93.89.00	A14	019	65.66.35.00	D4	053	92.20.12.20	B8	013
9.47.82.50	C8	031	19.66.75.00	D2	005	19.93.46.00	A14	007	53.42.95.00	C4	030	65.74.09.00	D14	010	92.20.14.15	B8	027
19.47.85.50	C8	033	19.66.76.00	D2	006	19.93.48.80	A14	001	53.52.45.40	C10	018	65.74.17.00	D14	012	92.20.14.15	B8	010
19.47.87.50	C8	034	19.66.80.00	D2	012	19.93.49.80	A14	002	53.52.79.40	C10	022	65.76.69.70	D6	025	92.20.42.15	B6	002
19.49.02.80	C10	001	19.67.51.00	D4	039	19.93.50.80	A14	012	55.23.47.00	B6	020	65.93.36.00	A14	015	92.20.42.17	C14	003
19.49.40.00	C10	002	19.67.70.00	D2	033	19.93.55.80	A14	003	61.01.38.00	A4	030	66.10.50.00	C2	016	92.20.42.18	C14	017
19.50.02.00	C12	046	19.70.45.00	D10	001	19.93.57.80	A14	004	61.01.38.00	A10	039	66.50.22.00	D6	013	92.24.92.20	B14	032
19.50.05.00	D8	043	19.70.48.00	D10	004	19.93.60.00	A14	006	61.01.38.00	B10	052	66.50.22.01	D6	014	92.25.22.10	B2	003
19.50.15.00	D6	012	19.70.59.00	C2	010	19.93.71.80	A14	013	61.01.38.00	C16	029	90.27.10.08	D4	042	92.25.22.35	B14	005
19.52.25.00	C10	013	19.70.71.00	D10	035	19.93.74.80	A14	022	61.01.38.00	D2	009	90.27.10.12	C10	024	92.29.57.04	C10	040
19.52.26.00	C10	012	19.70.84.20	D10	031	19.93.85.80	A14	014	61.01.38.00	D10	020	90.27.10.18	A8	012	92.60.20.10	A4	011
19.52.64.80	C10	020	19.70.85.20	D10	026	19.93.99.80	A16	045	61.02.52.00	A10	036	90.27.10.20	B10	033	92.60.22.04	C6	027
19.52.66.00	C10	023	19.70.86.20	D10	030	19.99.10.80	A2		61.02.54.00	A10	037	90.27.11.15	B8	029	92.60.22.05	D10	017
19.52.75.80	C10	028	19.70.87.20	D12	051	19.99.14.80	A2		61.02.72.00	A4	023	90.27.11.21	B8	019	92.60.22.05	D14	017
19.52.78.80	C10	021	19.70.96.20	D10	027	19.99.15.40	B6		61.03.68.01	A4	003	90.27.11.23	B8	004	92.60.22.06	B10	046

www.guzzitek.org - Revente Interdite - Revendita Vietata - Resaling Forbiden - Wiederverkauf Verboten

INDICE NUMERICO - NUMERICAL INDEX - INDEX NUMERIQUE - NUMERISCHER INDEX

Codice	Coord.	N. Pos.	Codice	Coord.	N. Pos.	Codice	Coord.	N. Pos.	Codice	Coord.	N. Pos.	Codice	Coord.	N. Pos.	Codice	Coord.	N. Pos.
92.60.22.06	C4	007	94.32.10.67	B6	021	95.10.02.56	C12	044	98.83.02.25	D6	028						
92.60.22.06	C6	021	94.32.10.72	B2	020	95.10.05.23	B2	022	98.83.04.30	C2	028						
92.60.22.06	C16	030	94.32.10.99	B12	006	95.10.05.24	C12	050	98.83.04.30	C12	047						
92.60.22.06	D2	011	94.32.11.05	B4	016	95.10.07.09	A2	031	99.10.51.29	C4	019						
92.60.22.06	D8	046	94.32.22.15	C4	014	95.12.01.05	C2	006	823942090	A10	012						
92.60.22.06	D10	019	95.00.02.04	C6	025	95.12.90.80	C6	026	823947090	D2	028						
2.60.22.06	D14	016	95.00.02.05	A10	009	95.12.91.00	A10	022	897392101	C8							
2.60.22.08	A2	007	95.00.02.05	D10	025	95.12.91.00	C8	043	897393310	C8							
92.60.22.08	A4	033	95.00.02.06	C6	013	95.12.91.00	D10	016	897393373	C8							
92.60.22.08	A12	048	95.00.02.06	D8	044	95.12.91.10	B10	047									
92.60.22.08	B16	043	95.00.02.06	D10	010	95.12.91.10	D4	044									
92.60.22.08	C2	031	95.00.02.08	C2	029	95.12.91.15	A8	022									
92.60.22.08	C4	024	95.00.02.08	C8	040	95.12.91.80	A2	037									
92.60.22.08	C6	009	95.00.02.10	C4	015	95.12.91.80	A4	013									
92.60.22.08	D12	048	95.00.42.05	B4	004	95.12.92.60	B10	056									
92.60.22.10	B12	018	95.00.42.06	B10	048	95.12.92.60	D2	035									
92.60.22.10	C2	003	95.00.42.06	C6	019	95.18.70.06	B2	015									
92.60.22.10	C2	022	95.00.42.06	D2	007	95.18.70.08	B14	027									
92.60.22.10	C4	003	95.00.42.08	C2	009	95.50.02.22	B4	018									
92.60.23.16	C14	023	95.00.42.08	C10	031	95.50.02.22	B10	045									
92.60.24.06	A8	009	95.00.42.08	C14	008	95.50.02.22	D4	045									
92.60.24.06	C8	056	95.00.42.08	D12	047	95.50.02.27	D4	037									
92.60.24.10	C4	029	95.00.42.10	B12	017	95.51.03.08	C10	009									
92.60.25.08	B4	015	95.00.42.10	C2	002	95.51.03.11	C16	024									
92.60.25.10	B2	010	95.00.42.10	C2	021	95.51.20.35	A8	027									
92.60.25.10	D14	009	95.00.42.10	C4	002	95.52.03.16	B10	037									
92.60.25.12	B6	014	95.00.42.10	C10	005	95.77.02.65	B10	050									
92.60.25.16	C14	011	95.00.42.15	C12	043	95.77.02.65	D4	043									
92.63.01.05	A10	027	95.00.42.15	D4	036	95.78.02.71	B4	017									
92.63.01.05	B4	005	95.00.42.17	C14	010	95.98.02.12	A2	021									
92.63.01.06	A6	022	95.02.01.11	D14	005	95.98.02.12	B6	026									
92.63.01.06	B10	061	95.02.11.05	D6	029	95.98.02.12	B14	008									
92.63.01.06	C6	015	95.02.11.05	D12	043	95.99.00.33	C16	011									
92.63.01.06	D8	045	95.02.11.06	B10	043	95.99.00.33	D2	013									
92.63.01.08	C8	041	95.02.11.06	C2	034	95.99.00.34	C16	025									
92.63.05.08	C2	013	95.02.11.06	D2	010	96.45.14.30	A2	003									
92.63.05.10	C4	016	95.02.11.06	D14	015	96.45.14.35	A2	004									
92.67.03.05	A10	023	95.02.11.08	C2	030	96.45.15.60	A2	002									
92.69.00.73	D4	040	95.02.11.10	C4	028	96.50.60.42	A4	005									
2.70.10.62	A10	040	95.09.01.42	D6	015	96.50.80.21	C10	014									
2.73.00.82	C14	007	95.10.00.59	A10	025	96.50.80.45	B14	012									
92.78.10.81	B12	019	95.10.00.59	C8	059	96.50.81.07	A4	020									
92.78.11.00	C10	032	95.10.00.59	D14	020	98.62.05.55	C10	004									
93.11.00.60	C6	012	95.10.01.16	A4	029	98.62.22.10	C8	058									
93.18.01.05	B12	021	95.10.01.16	C10	016	98.62.22.20	D14	026									
93.18.02.20	B4	027	95.10.01.21	C6	020	98.62.24.22	C16	015									
93.18.02.45	A4	032	95.10.01.26	D10	029	98.62.24.22	D2	023									
93.30.13.13	D14	029	95.10.01.41	C2	019	98.62.25.22	C2	005									
93.30.50.32	A10	004	95.10.01.41	C6	014	98.82.04.30	C4	023									
93.30.50.92	A10	010	95.10.01.41	D4	047	98.82.23.18	A8	021									
93.45.01.19	D14	002	95.10.01.41	D10	014	98.82.23.25	A4	007									
93.45.01.29	D14	036	95.10.02.50	C16	014	98.82.24.16	C12	045									
93.45.01.40	D6	027	95.10.02.50	D2	025	98.82.24.20	C2	012									
93.45.02.23	D14	011	95.10.02.51	C16	014	98.82.24.25	C2	032									
93.45.02.31	D14	003	95.10.02.51	D2	025	98.82.25.20	D14	006									

www.guzzitek.org - Revente Interdite - Revendita Vietata - Resaling Forbiden - Wiederverkauf Verboten

INDICE NUMERICO - NUMERICAL INDEX - INDEX NUMERIQUE - NUMERISCHER INDEX

Codice	Coord.	N. Pos.	Codice	Coord.	N. Pos.	Codice	Coord.	N. Pos.	Codice	Coord.	N. Pos.	Codice	Coord.	N. Pos.	Codice	Coord.	N. Pos.
	A14	040	14.08.60.00	B4	009	17.11.40.50	A10	020	19.01.70.00	C4	033	19.10.02.38	C8	037	19.21.05.20	B8	001
	A16	043	14.08.61.00	B4	011	17.11.46.50	A10	011	19.01.89.20	B2	012	19.10.27.50	C6	030	19.21.07.80	B4	020
	A14	023	14.09.02.01	B4	013	17.51.66.00	C10	010	19.02.08.20	A4	024	19.10.43.35	C8	041	19.21.11.80	B10	057
	A14	016	14.09.04.00	B4	014	17.51.77.00	C10	011	19.02.13.20	A4	018	19.10.49.50	C8	042	19.21.13.20	B8	008
	A14	033	14.10.39.55	C8	040	17.65.71.01	D2	015	19.02.20.80	A4	019	19.10.65.50	A10	028	19.21.14.20	B8	006
	A14	039	14.10.44.55	C8	045	17.65.82.60	C16	009	19.02.21.80	A4	001	19.11.26.80	A10	001	19.21.18.20	B8	005
	A14	009	14.10.71.00	C2	025	17.65.84.60	C16	004	19.02.22.80	A4	002	19.11.26.81	A10	002	19.21.20.20	B8	002
	A14	034	14.21.79.01	B4	031	17.65.88.60	D2	031	19.02.35.20	A4	009	19.11.39.00	A12	045	19.21.28.00	B8	009
	A14	029	14.21.79.01	B6	007	17.65.93.50	D2	002	19.02.37.00	A4	010	19.11.41.00	A10	021	19.21.29.00	B8	015
	B2	002	14.25.10.01	B10	055	17.65.93.52	C16	018	19.02.53.00	A4	006	19.11.43.00	A10	009	19.21.32.20	B6	027
	B4	006	14.25.10.01	D2	034	17.65.94.50	C16	005	19.02.75.00	A8	015	19.11.43.80	A10	003	19.21.36.20	B8	014
10.05.41.00	B8	012	14.44.13.50	C4	021	17.65.96.50	D2	027	19.03.05.00	A8	007	19.11.44.80	A10	005	19.21.37.20	B4	022
10.05.41.00	B10	060	14.44.23.50	C4	022	17.66.02.53	C16	001	19.03.20.00	A8	010	19.11.46.80	A10	006	19.21.37.20	B8	017
10.15.82.01	B2	017	14.44.32.00	C4	026	17.66.11.52	C16	022	19.03.23.00	A8	011	19.11.50.80	A4	026	19.21.38.20	B6	005
10.15.87.01	B2	018	14.49.61.55	C10	032	17.66.11.52	D4	054	19.03.29.00	A8	014	19.11.50.81	A4	027	19.21.40.01	B8	024
10.52.89.00	A2	022	14.49.62.55	C10	033	17.66.13.52	C16	003	19.03.40.00	A8	008	19.11.55.80	A4	025	19.21.45.00	B8	020
10.52.89.00	B6	023	14.50.22.50	D6	013	17.66.13.52	D4	048	19.03.60.10	A8	002	19.11.75.75	D6	035	19.21.46.20	B8	007
10.52.89.00	B14	009	14.54.78.00	B12	014	17.70.38.00	D10	018	19.03.60.80	A8	001	19.12.07.75	A10	034	19.21.48.20	B8	021
10.52.89.00	B14	011	14.55.16.55	C10	036	17.70.43.00	D10	011	19.04.50.20	A8	026	19.12.07.76	A10	035	19.21.51.20	B8	022
10.93.37.00	A16	044	14.60.56.50	C16	002	17.71.24.00	D12	041	19.04.58.01	A8	025	19.12.10.50	A10	038	19.21.52.20	B8	023
12.00.37.02	A2	030	14.60.57.50	D6	005	17.71.99.00	D12	044	19.05.33.20	A8	016	19.12.11.35	A12	044	19.21.54.20	B8	003
12.00.64.00	B2	028	14.60.96.50	C2	026	17.74.25.50	D14	030	19.05.45.20	A8	017	19.12.29.35	A12	041	19.23.10.20	B10	033
12.00.64.00	B2	025	14.60.96.50	D2	030	17.75.05.20	D14	032	19.05.57.00	A8	023	19.12.30.35	A12	042	19.23.12.20	B10	034
12.06.77.01	B14	019	14.60.96.50	D10	036	17.75.12.00	D14	033	19.05.58.00	B2	026	19.12.34.35	A12	046	19.23.44.20	B8	030
12.08.70.01	B4	010	14.61.59.01	A6	019	17.75.57.00	D6	034	19.05.59.00	D2	027	19.12.86.35	A12	050	19.23.46.00	B8	031
12.15.07.00	B2	021	14.61.59.01	B12	020	17.75.60.60	D6	008	19.05.80.20	A8	019	19.12.87.35	A12	052	19.23.52.20	B10	036
12.15.09.00	B2	019	14.61.59.01	B14	029	17.75.61.60	D6	007	19.05.82.20	A8	020	19.13.31.00	A10	031	19.23.58.00	B6	003
12.15.42.00	A2	033	14.61.61.50	C14	013	17.76.06.50	D6	030	19.06.01.80	A4	017	19.13.35.00	A10	032	19.23.62.00	B10	038
12.15.42.00	B2	033	14.63.44.00	C14	022	17.76.21.50	D6	031	19.06.02.81	A6	015	19.13.40.00	A10	033	19.23.78.00	B6	013
12.15.42.00	B6	012	14.65.70.50	C16	011	17.76.22.00	D6	024	19.06.04.81	A6	010	19.14.64.20	B2	001	19.25.09.35	B10	054
12.15.42.00	C10	029	14.65.70.50	D2	016	17.76.83.60	D6	001	19.06.06.50	A6	016	19.14.77.20	B2	008	19.25.69.35	B10	051
12.15.78.00	B2	031	14.66.38.50	C16	007	17.76.87.50	B2	024	19.06.07.50	A6	011	19.14.78.20	B2	004	19.25.82.20	B10	041
12.15.90.00	B2	023	14.70.45.05	D10	001	18.10.50.01	C8	043	19.06.10.50	A6	012	19.14.84.20	B2	005	19.26.67.20	B10	058
12.43.40.01	C4	011	14.70.45.50	D10	001	18.25.20.50	C4	004	19.06.12.80	A6	013	19.14.86.20	B2	006	19.32.76.01	B12	005
12.54.82.01	B12	010	14.70.53.50	D10	003	18.25.75.51	D4	041	19.06.13.20	A6	014	19.14.98.00	B2	009	19.32.77.01	B12	002
12.62.68.00	B10	045	14.70.70.00	D10	002	18.25.79.50	B10	044	19.06.15.20	A6	003	19.14.98.00	C4	030	19.32.80.20	B12	007
12.73.51.00	C16	023	14.71.24.59	D10	032	18.25.81.01	B10	062	19.06.18.20	A6	023	19.15.22.00	B2	013	19.32.88.01	B12	003
12.73.51.00	D4	C51	14.71.74.00	D12	039	18.57.78.50	D6	016	19.06.20.20	A6	006	19.15.30.00	B2	016	19.35.02.20	B12	001
12.93.72.00	A14	010	14.71.76.00	D10	005	19.00.01.20	A2	001	19.06.22.20	A6	004	19.15.57.00	A10	014	19.35.03.20	B14	001
2.93.73.00	A14	020	14.73.05.70	D12	046	19.00.11.20	A2	025	19.06.42.80	A6	001	19.15.60.01	A10	017	19.35.04.01	B14	013
3.02.19.00	A2	036	14.73.07.06	D12	045	19.00.12.00	A2	015	19.06.54.00	A6	002	19.15.67.01	A10	015	19.35.07.00	B14	022
13.02.19.00	A4	012	14.73.68.55	D10	022	19.00.14.80	A2	014	19.06.56.20	A6	007	19.15.69.00	A10	016	19.35.11.00	B14	004
13.14.83.00	B2	007	14.74.05.55	D14	001	19.00.16.20	A2	024	19.06.64.20	A6	009	19.15.78.00	D2	029	19.35.12.00	B6	024
13.43.26.40	C4	010	14.74.81.00	D16	044	19.00.20.20	A2	009	19.06.65.20	A6	008	19.15.93.00	B2	032	19.35.12.00	B14	006
13.93.31.00	A16	042	14.75.06.56	D16	041	19.00.20.20	B6	016	19.06.77.00	A6	018	19.15.96.00	B2	029	19.35.14.01	B14	016
13.93.47.00	A14	037	14.75.34.50	D16	045	19.00.34.00	A2	026	19.06.79.00	A6	020	19.20.02.20	B6	017	19.35.19.00	B14	002
13.93.49.00	A14	038	14.75.37.55	D14	037	19.00.35.02	A2	019	19.08.03.00	A6	017	19.20.03.20	B6	010	19.35.23.00	B14	023
13.93.62.00	A14	026	14.75.62.55	D14	007	19.00.36.02	A2	020	19.08.25.01	B4	002	19.20.04.20	B4	026	19.35.24.01	B14	031
13.93.63.00	A14	027	14.76.86.51	D6	026	19.00.38.00	A2	008	19.08.41.00	B4	001	19.20.08.20	B6	001	19.35.35.00	B14	024
13.93.66.00	A14	030	14.76.92.00	D6	022	19.00.49.20	A2	028	19.08.44.50	B4	007	19.20.11.20	B6	015	19.35.46.20	B14	018
13.93.67.00	A14	031	14.93.16.50	A14	032	19.00.77.00	D10	033	19.08.57.01	B4	003	19.20.34.20	B4	029	19.35.51.00	D16	C34
13.93.78.00	A14	025	14.93.46.50	A14	011	19.01.50.20	A2	005	19.09.30.52	B4	025	19.20.65.01	B6	022	19.35.52.00	B16	035
13.93.79.00	A14	021	17.11.34.50	A10	018	19.01.60.00	A2	012	19.10.02.36	C8	037	19.20.65.01	B14	010	19.35.52.02	B16	036
14.01.84.00	D16	047	17.11.36.51	A10	019	19.01.63.20	A2	010	19.10.02.37	C8	037	19.20.72.20	B6	011	19.35.53.00	B8	032

ESSETI - Bergamo - Italy - H 217 - V 59 Milano

www.guzzitek.org - Revente Interdite - Revendita Vietata - Resaling Forbiden - Wiederverkauf Verboten

INDICE NUMERICO - NUMERICAL INDEX - INDEX NUMERIQUE - NUMERISCHER INDEX

Codice	Coord.	N. Pos.	Codice	Coord.	N. Pos.	Codice	Coord.	N. Pos.	Codice	Coord.	N. Pos.	Codice	Coord.	N. Pos.	Codice	Coord.	N. Pos.
19.35.53.00	B16	033	19.47.63.76	C6	028	19.65.46.01	D2	021	19.92.99.00	D8	037	49.93.89.00	A14	019	62.49.32.00	C10	006
19.35.53.01	B16	033	19.47.63.77	C6	028	19.65.49.00	C16	006	19.93.43.80	A14	008	53.42.95.00	C4	032	65.10.54.00	C8	031
19.35.53.02	B16	033	19.47.81.35	C6	026	19.65.49.00	D4	050	19.93.44.80	A16	041	53.52.45.40	C10	018	65.10.54.01	C8	032
19.35.53.03	B16	033	19.47.82.35	C6	029	19.65.87.35	D2	026	19.93.46.00	A14	007	53.52.79.40	C10	022	65.60.30.00	D6	010
19.35.53.04	B16	033	19.47.85.50	C6	025	19.65.95.00	D2	004	19.93.48.80	A14	001	55.23.47.00	B6	020	65.60.35.00	D6	009
19.35.53.05	B16	033	19.47.87.50	C6	024	19.65.96.00	D2	003	19.93.49.80	A14	002	55.44.33.85	C4	027	65.65.92.00	C16	019
.35.53.06	B16	033	19.49.03.75	C10	001	19.66.70.00	D2	001	19.93.50.80	A14	012	61.01.38.00	A4	030	65.65.92.00	D2	020
.35.53.07	B16	033	19.49.31.35	C10	007	19.66.75.00	D2	005	19.93.55.80	A14	003	61.01.38.00	A10	039	65.66.35.00	D4	053
19.35.53.08	B16	033	19.50.15.00	D6	012	19.66.76.00	D2	006	19.93.57.80	A14	004	61.01.38.00	B10	052	65.74.09.00	D14	010
19.35.53.09	B16	033	19.52.25.75	C10	013	19.66.80.00	D2	012	19.93.60.00	A14	006	61.01.38.00	C4	024	65.74.17.00	D14	012
19.35.54.00	B14	021	19.52.26.75	C10	012	19.67.51.35	D4	039	19.93.71.80	A14	013	61.01.38.00	D2	009	65.93.36.00	A14	015
19.35.54.02	B14	021	19.52.64.80	C10	020	19.67.70.35	D2	033	19.93.74.80	A14	022	61.01.38.00	D10	020	65.93.37.00	A14	028
19.35.54.04	B14	021	19.52.66.00	C10	023	19.70.45.00	D10	001	19.93.85.80	A14	014	61.01.38.00	D14	059	90.27.10.06	B4	042
19.35.54.06	B14	021	19.52.75.80	C10	027	19.70.48.00	D10	004	19.93.99.80	A16	045	61.02.52.00	A10	036	90.27.10.12	C10	024
19.35.54.08	B14	021	19.52.78.80	C10	021	19.70.59.00	C2	010	19.99.10.80	A2		61.02.54.00	A10	037	90.27.10.18	A8	012
19.35.54.10	B14	021	19.54.02.00	B12	011	19.70.71.00	D10	035	19.99.14.75	A2		61.02.72.00	A4	023	90.27.10.20	B10	033
19.35.54.11	B14	021	19.54.70.00	B12	012	19.70.84.20	D10	031	19.99.15.80	B6		61.03.68.01	A4	003	90.27.11.15	B8	029
19.35.54.12	B14	021	19.54.80.01	B12	008	19.70.85.20	D10	026	19.99.90.80	A2	035	61.03.70.00	A8	013	90.27.11.21	B8	019
19.35.54.13	B14	021	19.54.81.01	B12	009	19.70.86.20	D10	030	19.99.95.01	A2	034	61.03.75.00	A8	004	90.27.11.23	B8	004
19.35.64.00	B14	020	19.55.02.80	C10	040	19.70.87.20	D12	051	25.65.61.00	C16	010	61.03.76.00	A8	003	90.27.20.23	B12	004
19.35.67.00	B4	024	19.55.23.80	C12	041	19.70.96.20	D10	027	25.65.61.00	D2	014	61.03.78.01	A4	008	90.35.30.09	A4	004
19.35.67.00	B16	039	19.55.52.00	B12	015	19.71.65.00	D10	007	25.65.61.01	C16	010	61.03.80.00	A8	005	90.35.30.29	A8	024
19.35.68.01	B16	037	19.55.52.00	B16	042	19.71.70.00	D12	040	25.65.61.02	C16	010	61.03.81.00	A8	006	90.35.30.30	B14	017
19.40.01.35	C2	001	19.57.53.75	E2	001	19.71.70.01	D12	040	35.10.84.50	A12	051	61.05.49.00	A8	018	90.40.06.16	B4	021
19.41.82.00	C2	007	19.57.53.76	E2	001	19.71.70.02	D12	040	35.21.43.00	B12	013	61.06.24.01	A6	005	90.40.15.30	A2	011
19.42.03.35	C4	005	19.57.53.77	E2	001	19.71.70.03	D12	040	35.93.46.70	A14	036	61.10.40.60	C8	044	90.40.28.39	A2	013
19.42.21.35	C4	006	19.57.54.75	E2	004	19.71.80.00	A4	031	35.93.59.70	A14	005	61.10.84.00	A10	029	90.40.28.41	B4	019
19.43.03.00	C4	009	19.57.54.76	E2	004	19.71.86.00	D10	006	39.10.34.00	C2	024	61.10.84.00	B2	030	90.40.28.41	B6	003
19.43.20.00	C4	017	19.57.54.77	E2	004	19.73.25.00	D14	031	39.23.81.00	B10	059	61.10.85.00	A10	030	90.40.32.43	C10	017
19.43.30.00	C4	018	19.57.72.35	E2	002	19.73.33.50	D12	037	39.23.81.00	B8	011	61.12.69.20	A12	043	90.40.32.47	B16	041
19.43.40.00	C4	020	19.57.86.35	E2	010	19.73.53.00	D10	023	39.23.93.00	B8	028	61.12.75.20	A12	047	90.40.35.47	B14	003
19.43.44.05	C8	033	19.60.06.35	D6	011	19.74.09.00	D14	009	39.47.46.00	D14	018	61.23.82.00	B10	039	90.40.53.67	A2	013
19.43.44.35	C8	033	19.60.07.35	D6	014	19.74.10.00	D14	040	39.49.27.01	C10	034	61.27.03.00	A2	006	90.40.75.90	B14	015
19.43.44.56	C8	033	19.60.34.35	D6	006	19.74.12.00	D14	035	39.49.40.02	C10	002	61.27.03.00	A4	021	90.70.61.40	B6	004
19.43.65.00	C2	027	19.60.55.01	D6	004	19.74.30.00	D14	028	39.51.50.00	C2	023	61.27.03.00	A12	049	90.70.61.70	B4	012
19.43.66.00	C8	034	19.61.02.35	C14	001	19.74.31.00	D14	029	39.52.54.01	C10	019	61.27.03.00	B14	026	90.70.61.88	B4	023
19.43.70.01	C6	007	19.61.03.35	C14	002	19.74.71.80	D14	024	39.65.22.01	C16	012	61.27.03.00	C8	035	90.70.61.88	B8	018
19.43.70.35	C6	007	19.61.33.35	C14	005	19.74.72.35	D14	004	39.65.47.00	C16	017	61.27.03.00	C16	013	90.70.61.88	B10	038
19.43.70.53	C6	007	19.61.41.00	C14	009	19.74.73.35	D14	025	39.65.47.00	D2	022	61.27.03.00	D2	024	90.70.62.03	B6	025
9.43.85.00	C6	009	19.61.53.35	C14	004	19.74.74.35	D14	008	39.65.90.00	C16	021	61.46.28.00	C2	015	90.70.62.03	B14	007
9.43.87.35	C6	017	19.63.02.35	C14	014	19.74.80.00	D10	034	39.65.90.00	D2	018	61.46.83.00	C6	006	90.70.62.38	C10	026
19.43.91.00	C2	011	19.63.06.35	C14	015	19.74.84.00	D12	049	39.65.91.00	C16	020	61.50.16.30	C10	035	90.70.62.82	A2	029
19.44.20.35	C4	028	19.63.25.01	C14	024	19.75.04.35	D16	049	39.65.91.00	D2	019	61.51.49.40	C10	037	90.70.64.60	A2	027
19.44.29.35	C4	029	19.63.25.02	C14	016	19.76.28.10	D8	043	39.75.80.80	D6	032	61.51.52.40	C10	038	90.70.65.52	A10	013
19.46.05.35	C6	005	19.63.33.00	C14	021	19.76.32.00	C12	044	39.75.14.90	D16	043	61.60.52.30	D8	041	90.70.65.52	B16	040
19.46.20.50	C2	014	19.63.39.35	C14	019	19.76.62.35	E2	014	39.75.17.90	D16	042	61.61.56.30	C14	025	91.18.06.27	D10	015
19.46.23.35	C6	001	19.63.41.00	C14	020	19.76.69.50	D6	025	39.78.25.00	C2	004	61.61.63.30	C14	012	91.18.07.21	D8	039
19.47.26.75	E2	016	19.63.57.35	B14	028	19.76.72.00	D6	021	39.93.22.00	C6	027	61.65.71.30	C16	008	91.18.07.21	D10	009
19.47.26.76	E2	016	19.63.64.00	C14	018	19.76.81.35	D6	023	39.93.76.00	A14	024	61.70.42.00	D10	012	91.18.10.16	C2	033
19.47.26.77	E2	016	19.65.23.36	D2	032	19.90.00.75	D6	036	41.93.52.00	A14	017	61.74.05.51	D6	033	91.18.11.10	C10	025
19.47.62.75	C6	025	19.65.27.00	D4	052	19.90.00.76	D6	036	43.07.09.40	B8	026	61.74.37.00	D14	034	91.18.11.14	C4	013
19.47.62.76	C6	025	19.65.30.00	D2	017	19.90.00.77	D6	036	43.93.40.00	A14	035	61.76.04.40	D6	019	91.18.20.10	B10	040
19.47.62.77	C6	025	19.65.46.00	C16	016	19.90.00.78	D6	036	45.21.24.00	D8	042	61.76.15.20	D6	018	91.55.10.85	A10	026
19.47.63.75	C6	028	19.65.46.00	D2	021	19.92.33.75	C6	016	49.93.88.00	A14	018	61.76.25.30	D6	020	91.55.11.02	C6	008

ESSETI - Bergamo - Italy - H 217 - V 50 Monza

www.guzzitek.org - Revente Interdite - Revendita Vietata - Resaling Forbiden - Wiederverkauf Verboten

INDICE NUMERICO - NUMERICAL INDEX - INDEX NUMERIQUE - NUMERISCHER INDEX

Codice	Coord.	N. Pos.	Codice	Coord.	N. Pos.	Codice	Coord.	N. Pos.	Codice	Coord.	N. Pos.	Codice	Coord.	N. Pos.	Codice	Coord.	N. Pos.
91.55.11.20	C12	046	92.63.01.06	E2	011	95.00.42.10	C10	005	95.77.02.65	B10	050	98.27.06.41	D6	017			
92.20.10.70	B14	014	92.63.01.08	C6	003	95.00.42.10	D16	046	95.77.02.65	D4	043	98.28.04.13	E2	005			
92.20.11.20	B6	028	92.63.05.08	C2	013	95.00.42.15	C12	042	95.78.02.71	B4	017	98.31.06.10	A4	028			
92.20.12.20	B4	028	92.63.05.10	C4	016	95.00.42.15	D4	036	95.98.02.12	A2	021	98.32.50.12	D10	024			
92.20.12.20	B8	013	92.67.03.05	A10	023	95.00.42.17	C14	010	95.98.02.12	B6	026	98.32.60.14	D14	038			
92.20.12.20	B8	016	92.69.00.73	D4	040	95.00.72.04	E2	018	95.98.02.12	B14	008	98.32.80.22	E2	009			
2.20.14.15	B8	010	92.70.10.62	A10	040	95.02.11.05	D6	029	95.99.00.33	D2	013	98.62.02.40	D10	008			
2.20.14.15	B8	027	92.73.00.82	C14	007	95.02.11.05	D12	043	96.45.14.30	A2	003	98.62.02.45	D12	042			
92.20.42.15	B6	002	92.78.10.40	E2	006	95.02.11.05	D14	027	96.45.14.35	A2	004	98.62.03.12	C10	015			
92.20.42.17	C14	003	92.78.10.81	B12	019	95.02.11.06	B10	043	96.45.15.60	A2	002	98.62.03.25	A2	016			
92.20.42.18	C14	017	92.78.11.00	C10	031	95.02.11.06	C2	017	96.50.60.42	A4	005	98.62.03.25	A4	016			
92.24.92.20	B14	032	93.11.00.60	C6	020	95.02.11.06	C6	014	96.50.80.21	C10	014	98.62.03.30	A2	017			
92.25.22.10	B2	003	93.11.00.82	E2	008	95.02.11.06	D2	010	96.50.80.45	B14	012	98.62.03.30	B4	032			
92.25.22.35	B14	005	93.18.01.05	B12	021	95.02.11.08	C2	030	96.50.81.07	A4	020	98.62.03.30	B6	018			
92.29.57.04	C10	039	93.18.02.20	B4	027	95.09.01.42	D6	015	96.51.01.25	A4	015	98.62.03.35	A2	023			
92.60.12.06	C4	025	93.18.02.45	A4	032	95.10.00.59	A10	025	96.51.01.82	A4	014	98.62.03.35	B2	011			
92.60.20.10	A4	011	93.30.50.32	A10	004	95.10.00.59	D14	020	98.05.22.22	A10	024	98.62.03.35	D6	002			
92.60.22.04	D14	023	93.30.50.92	A10	010	95.10.01.16	A4	029	98.05.22.45	D10	013	98.62.04.35	B4	033			
92.60.22.05	D10	017	93.45.01.19	D14	002	95.10.01.16	C10	016	98.05.23.25	B10	042	98.62.04.35	B6	019			
92.60.22.05	D14	017	93.45.01.29	D14	036	95.10.01.18	C6	013	98.05.23.26	C4	023	98.62.04.35	C10	008			
92.60.22.06	B10	046	93.45.01.40	D6	027	95.10.01.21	C6	010	98.05.23.26	D2	008	98.62.04.80	C10	028			
92.60.22.06	C2	018	93.45.02.23	D14	011	95.10.01.21	D14	015	98.05.24.35	D12	038	98.62.05.40	C10	003			
92.60.22.06	C4	007	93.45.02.31	D14	003	95.10.01.26	D10	029	98.05.24.75	C14	006	98.62.05.55	C10	004			
92.60.22.06	C6	015	94.32.10.67	B6	021	95.10.01.41	C6	019	98.05.24.90	A2	032	98.62.24.22	C16	015			
92.60.22.06	D2	011	94.32.10.72	B2	020	95.10.01.41	D4	047	98.05.25.50	B12	016	98.62.24.22	D2	023			
92.60.22.06	D10	019	94.32.10.99	B12	006	95.10.01.41	D10	014	98.05.25.55	C2	032	98.62.25.22	C2	005			
92.60.22.06	D14	016	94.32.11.05	B4	016	95.10.02.50	C16	014	98.05.25.65	C4	001	98.82.23.18	A8	021			
92.60.22.08	A2	007	94.32.22.15	C4	014	95.10.02.50	D2	025	98.05.42.10	C8	038	98.82.23.25	A4	007			
92.60.22.08	A4	033	95.00.02.04	D14	021	95.10.02.51	C16	014	98.05.42.12	D14	013	98.82.24.16	C12	045			
92.60.22.08	A12	048	95.00.02.05	A10	008	95.10.02.51	D2	025	98.05.42.14	A10	007	98.82.24.18	C2	012			
92.60.22.08	B16	043	95.00.02.05	D10	025	95.10.05.23	B2	022	98.05.42.14	B4	003	98.82.24.40	C2	028			
92.60.22.08	C2	031	95.00.02.05	D14	005	95.10.05.24	C12	043	98.05.42.14	D4	046	98.83.02.25	D6	026			
92.60.22.08	C8	036	95.00.02.06	C2	019	95.10.07.09	A2	031	98.05.43.12	C2	016	99.10.51.29	C4	019			
92.60.22.08	D12	048	95.00.02.06	C6	021	95.12.01.05	C2	006	98.05.43.12	D10	021	99.20.04.10	E2	017			
92.60.22.10	B12	018	95.00.02.06	D8	040	95.12.90.80	D14	022	98.05.43.14	B2	014	823931080	E2	003			
92.60.22.10	C2	003	95.00.02.06	D10	010	95.12.91.00	A10	022	98.05.43.14	B4	030	823931150	E2	015			
92.60.22.10	C2	022	95.00.02.06	E2	012	95.12.91.00	C8	039	98.05.43.14	B6	006	823942090	A10	012			
92.60.22.10	C4	003	95.00.02.08	C6	004	95.12.91.00	D10	016	98.05.43.14	B6	009	823947090	D2	028			
92.60.23.16	C14	023	95.00.02.08	E2	007	95.12.91.10	B10	047	98.05.43.14	C6	011						
92.60.24.06	A8	009	95.00.02.10	C4	015	95.12.91.10	D4	044	98.05.43.14	D10	028						
92.60.24.11	C4	031	95.00.42.05	B4	004	95.12.91.15	A8	022	98.05.43.14	D14	014						
92.60.25.08	B4	015	95.00.42.06	B10	048	95.12.91.80	A2	037	98.05.43.18	A6	021						
92.60.25.10	B2	010	95.00.42.06	C6	012	95.12.91.80	A4	013	98.05.43.18	E2	013						
92.60.25.10	D16	048	95.00.42.06	D2	007	95.12.92.60	B10	056	98.05.43.20	C6	022						
92.60.25.12	B6	014	95.00.42.06	D6	003	95.12.92.60	D2	035	98.05.43.22	C4	008						
92.60.25.16	C14	011	95.00.42.08	C2	029	95.18.70.06	B2	015	98.05.44.18	B14	030						
92.63.01.05	A10	027	95.00.42.08	C2	009	95.18.70.08	B14	027	98.05.44.18	C2	008						
92.63.01.05	B4	005	95.00.42.08	C10	030	95.50.02.22	B4	018	98.05.44.20	C6	002						
92.63.01.05	D4	049	95.00.42.08	C14	008	95.50.02.22	B10	049	98.05.44.25	B14	025						
92.63.01.05	D14	006	95.00.42.08	D12	047	95.50.02.22	D4	045	98.05.45.30	C4	012						
92.63.01.06	A6	022	95.00.42.10	B12	017	95.50.02.27	D4	037	98.11.01.99	C2	020						
92.63.01.06	B10	061	95.00.42.10	C2	002	95.51.03.08	C10	009	98.20.04.08	D12	050						
92.63.01.06	C6	018	95.00.42.10	C2	021	95.51.20.35	A8	027	98.20.04.08	D14	019						
92.63.01.06	D8	038	95.00.42.10	C4	002	95.52.03.16	B10	037	98.20.25.25	D14	026						

ESSETI - Bergamo - Italy - H 217 - V 50 Monza

www.guzzitek.org - Revente Interdite - Revendita Vietata - Resaling Forbiden - Wiederverkauf Verboten



SPARE PARTS CATALOGUE

ENGINE SECTION

V50 III
V50 MONZA

CODE 19920080 A

www.guzzitek.org - Revente Interdite - Revendita Vietata - Resaling Forbiden - Wiederverkauf Verboten

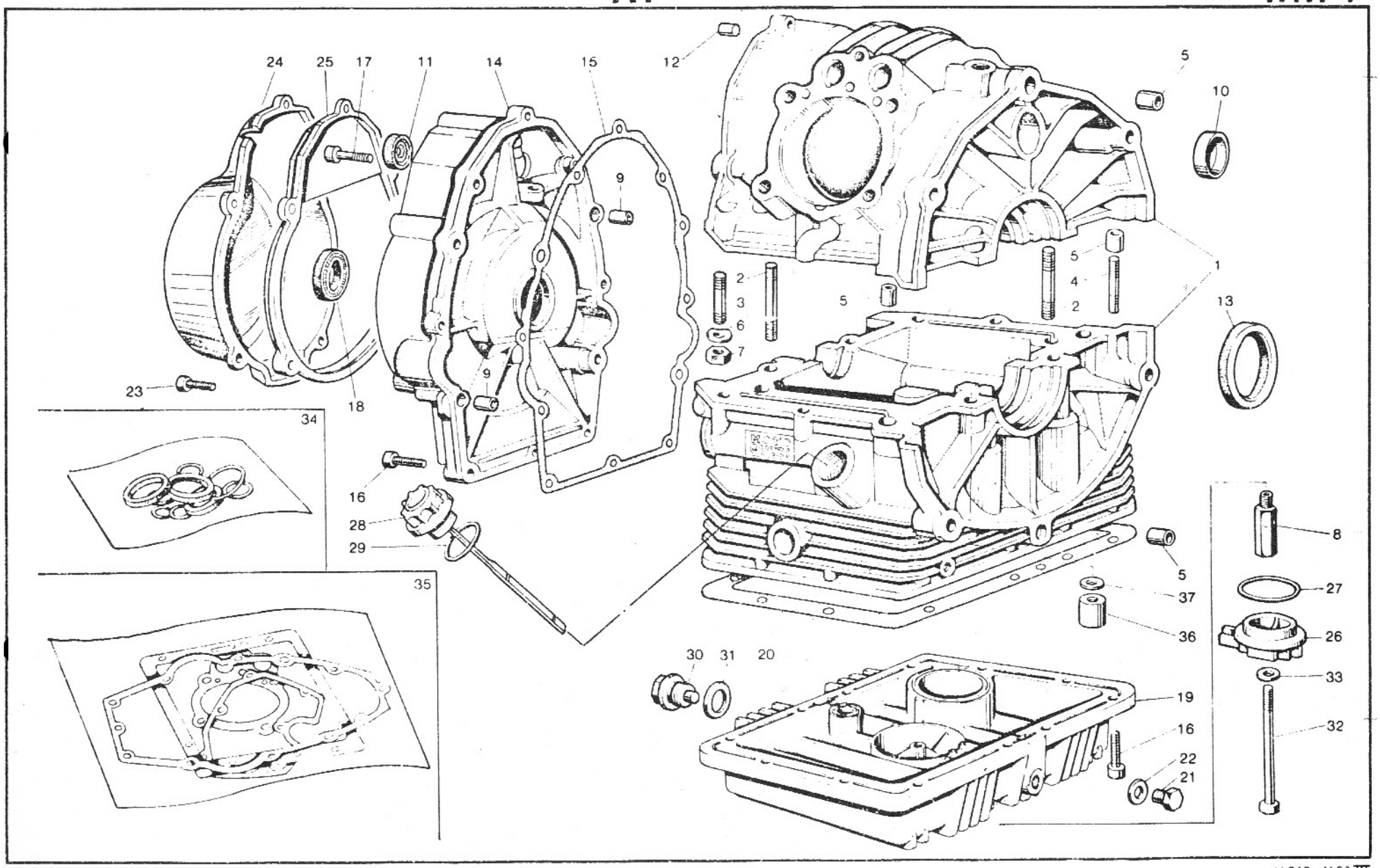

www.guzzitek.org - Revente Interdite - Revendita Vietata - Resaling Forbiden - Wiederverkauf Verboten

BASAMENTO E COPERCHI CRANKCASE - COVERS	CARTER MOTEUR - COUVERCLES KURBELGEHÄUSEUNT. - DECKEL			Tavola - Drawing Table - Bild 1

NOTE NOTES NOTES MARKE	POS. N.	N. COD. CODE No. No CODE CODE Nr.	Q.tà Q.ty Q.té M.ge	DENOMINAZIONE	DESCRIPTION	DESIGNATION	BEZEICHNUNG
	1	19 00 01 20	1	Basamenti accoppiati	Coupled crankcase	Carters couplés	Kurbelgehäuse
	2	96 45 15 60	4	Prigioniero lungo chiusura basamento	Long stud bolt	Goujon long	Langestiftschraube
	3	96 45 14 30	4	Prigioniero corto	Short stud bolt	Goujon court	Kurzstiftschraube
	4	96 45 14 35	2	Prigioniero medio	Middle stud bolt	Goujon moyen	Mittelstiftschraube
	5	19 01 50 20	4	Boccola di riferimento	Bush	Douille	Buchse
	6	61 27 03 00	6	Rosetta elastica ondulata	Tooth washer	Rondelle dentée	Zahnscheibe
	7	92 60 22 08	6	Dado per prigionieri	Nut	Ecrou	Mutter
	8	19 00 38 00	1	Raccordo sul basamento	Union	Raccord	Verbindung
	9	19 00 20 20	1	Boccola di riferimento	Bush	Douille	Buchse
	10	19 01 63 20	1	Tappo chiusura foro	Plug	Bouchon	Stopfen
	11	90 40 15 30	1	Anello di tenuta	Seal ring	Bague d'étanchéité	Dichtring
	12	19 01 60 00	1	Tappo su semibasamento superiore	Plug	Bouchon	Stopfen
	13	90 40 53 67	1	Anello di tenuta	Seal ring	Bague d'étanchéité	Dichtring
	14	19 00 14 80	1	Coperchio distribuzione	Cover	Couvercle	Deckel
	15	19 00 12 00	1	Guarnizione per coperchio	Gasket	Joint	Dichtung
	16	98 62 03 25	22	Vite per coperchio e coppa	Screw	Vis	Schraube
	17	98 62 03 30	2	Vite lunga fissaggio coperchio	Screw	Vis	Schraube
	18	90 40 28 39	1	Anello di tenuta	Seal ring	Bague d'étanchéité	Dichtring
	19	19 00 35 02	1	Coppa olio	Oil sump	Carter inférieur	Ölwanne
	20	19 00 36 02	1	Guarnizione	Gasket	Joint	Dichtung
	21	95 98 02 12	1	Tappo scarico olio	Oil drain plug	Bouchon d'échapp. huile	Auslassölstopfen
	22	10 52 89 00	1	Guarnizione alluminio	Gasket	Joint	Dichtung
	23	98 62 03 35	5	Vite fissaggio coperchio	Screw	Vis	Schraube
	24	19 00 16 20	1	Coperchio generatore	Cover	Couvercle	Deckel
	25	19 00 11 20	1	Flangia coperchio alternatore	Flange	Flasque	Flansch
	26	19 00 34 00	1	Coperchietto	Cover	Couvercle	Deckel
	27	90 70 64 60	1	Anello di tenuta	Seal ring	Bague d'étanchéité	Dichtring
	28	19 00 49 20	1	Tappo carico olio	Oil filler plug	Bouchon de rempliss. huile	Öleinfüllstutzen
	29	90 70 62 82	1	Anello di tenuta	Seal ring	Bague d'étanchéité	Dichtring
	30	12 00 37 02	1	Tappo scarico olio	Oil drain plug	Bouchon d'échapp. huile	Auslassölstopfen
	31	95 10 07 09	1	Guarnizione	Gasket	Joint	Dichtung
	32	98 05 24 90	1	Bullone fissaggio filtro	Bolt	Boulon	Bolzen
	33	12 15 42 00	1	Ranella	Washer	Rondelle	Unterlegscheibe
	34	19 99 95 01	1	Serie paraolio	Oil seal set	Jeu retour d'huile	Olspritzringsatz
	35	19 99 90 80	1	Serie guarnizioni	Gasket set	Jeu de joints	Dichtungsatz
	36	13 02 19 00	4	Dado a colonnetta	Nut	Ecrou	Mutter
	37	95 12 91 80	4	Ranella	Washer	Rondelle	Unterlegscheibe
	–	19 99 10 80	1	Motore completo senza cambio	Engine assy without transmission	Moteur complet sans boite à vitesses	Motor kpl. ohne Schaltgetriebe
	–	19 99 14 80	1	Motore e cambio completo	Engine & transmission assy	Moteur et boite à vitesses complet	Motor und Schaltung

www.guzzitek.org - Revente Interdite - Revendita Vietata - Resaling Forbiden - Wiederverkauf Verboten

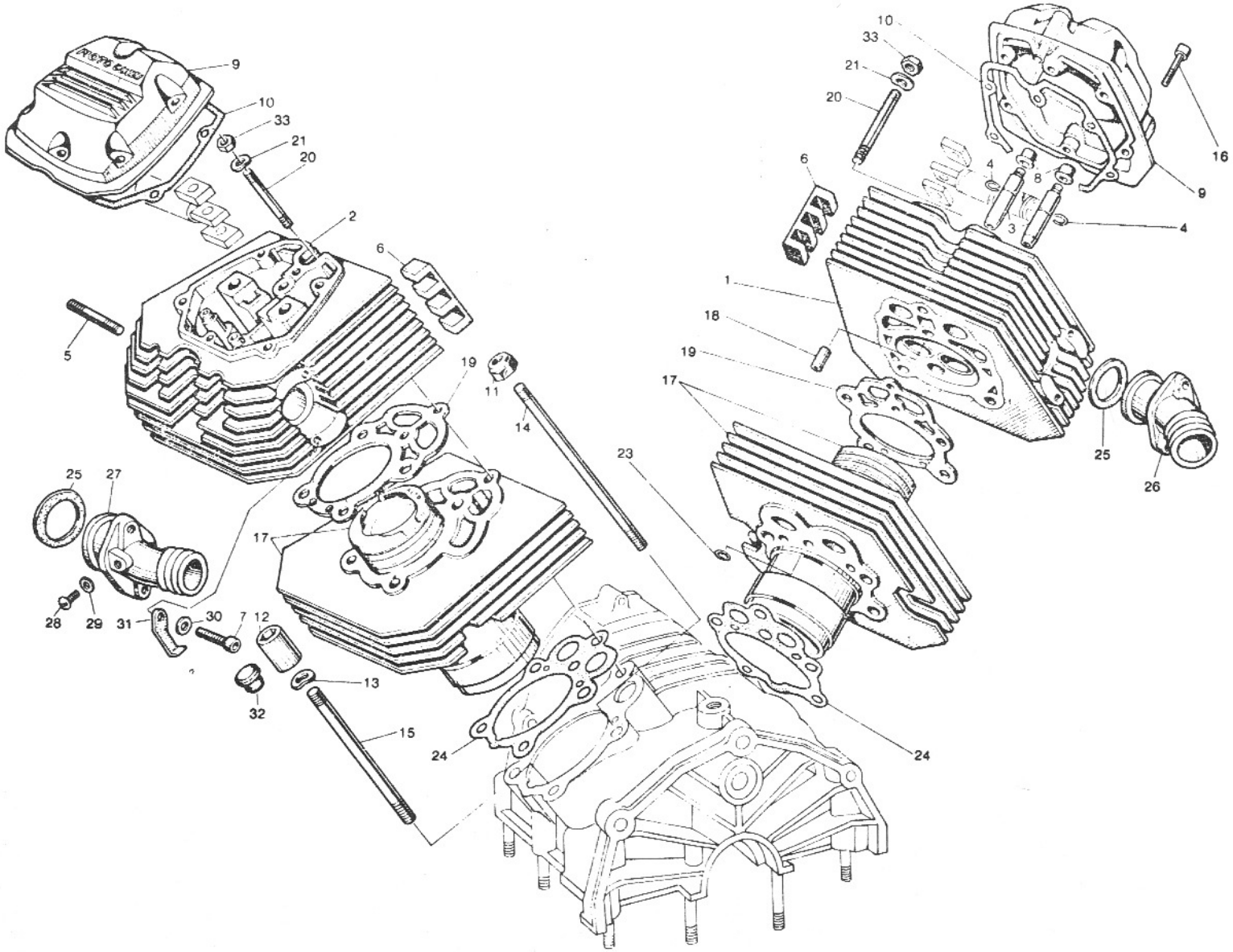

www.guzzitek.org - Revente Interdite - Revendita Vietata - Resaling Forbiden - Wiederverkauf Verboten

A4

TESTA E CILINDRO HEAD AND CYLINDER	CULASSE ET CYLINDRE KOPF UND ZYLINDER	Tavola - Drawing Table - Bild **2**

NOTE NOTES NOTES MARKE	POS. N.	N. COD. CODE No. No. CODE CODE Nr.	Q.tà Q.ty Q.té M.ge	DENOMINAZIONE	DESCRIPTION	DESIGNATION	BEZEICHNUNG
	1	19 02 21 80	1	Testa destra completa	R.H. cylinder head	Culasse D compl.	Zylinderkopf, R.
	2	19 02 22 80	1	Testa sinistra completa	L.H. cylinder head	Culasse G compl.	Zylinderkopf, L.
	3	61 03 68 01	4	Guidavalvole	Valve guide	Guide de soupape	Ventilführung
	4	90 35 30 90	4	Anello elastico	Circlip	Jonc élastique	Sperring
	5	96 50 60 42	4	Prigioniero	Stud bolt	Goujon	Stiftschraube
	6	19 02 53 00	4	Tassello antivibrante	Vibration damper piece	Anti-vibrant	Schwingungdämpfer
	7	98 82 23 25	4	Vite	Screw	Vis	Schraube
	8	61 03 78 01	4	Cappellotto tenuta olio	Cap	Capuchon	Kappe
	9	19 02 35 20	2	Coperchio testa	Head cover	Couvercle culasse	Zylinderkopfdeckel
	10	19 02 37 00	2	Guarnizione per coperchio	Gasket	Joint	Dichtung
	11	92 60 20 10	4	Dado prigioniero lungo	Nut	Ecrou	Mutter
	12	13 02 19 00	4	Dado a colonnetta	Nut	Ecrou	Mutter
	13	95 12 91 80	4	Ranella	Washer	Rondelle	Scheibe
	14	96 51 01 82	4	Tirante lungo	Long tie rod	Tirant long	Lange Tragstange
	15	96 51 01 25	4	Tirante corto	Short tie rod	Tirant court	Kurze Tragstange
	16	98 62 03 25	12	Vite fissaggio coperchio	Screw	Vis	Schraube
	17	19 06 01 80	2	Cilindro e pistone	Cylinder & piston	Cylindre et piston	Zylinder und Kolben
	18	19 02 13 20	2	Boccola di riferimento	Bush	Douille	Buchse
	19	19 02 20 80	2	Guarnizione	Gasket	Joint	Dichtung
	20	96 50 81 07	2	Tirante centrale	Centrale tir rod	Tirant central	Zentraltragstange
	21	61 27 03 00	2	Ranella	Washer	Rondelle	Unterlegscheibe
	23	61 02 72 00	2	Guarnizione OR	Gasket	Joint	Dichtung
	24	19 02 08 20	2	Guarnizione	Gasket	Joint	Dichtung
	25	19 11 55 80	2	Guarnizione per pipe	Gasket	Joint	Dichtung
	26	19 11 50 80	1	Pipa aspirazione destra	R.H. manifold	Pipe D	Ansaugkrümmer, R.
	27	19 11 50 81	1	Pipa aspirazione sinistra	L.H. manifold	Pipe G	Ansaugkrümmer, L.
	28	98 31 06 10	2	Vite chiusura foro	Screw	Vis	Schraube
	29	95 10 01 16	2	Ranella	Washer	Rondelle	Unterlegscheibe
	30	61 01 38 00	2	Ranella per vite	Washer	Rondelle	Unterlegscheibe
	31	19 71 80 00	2	Fascetta	Clamp	Collier	Schelle
	32	93 18 02 45	4	Tappo per dado	Plug	Bouchon	Stopfen
	33	92 60 22 08	2	Dado tirante centrale	Nut	Ecrou	Mutter

www.guzzitek.org - Revente Interdite - Revendita Vietata - Resaling Forbiden - Wiederverkauf Verboten

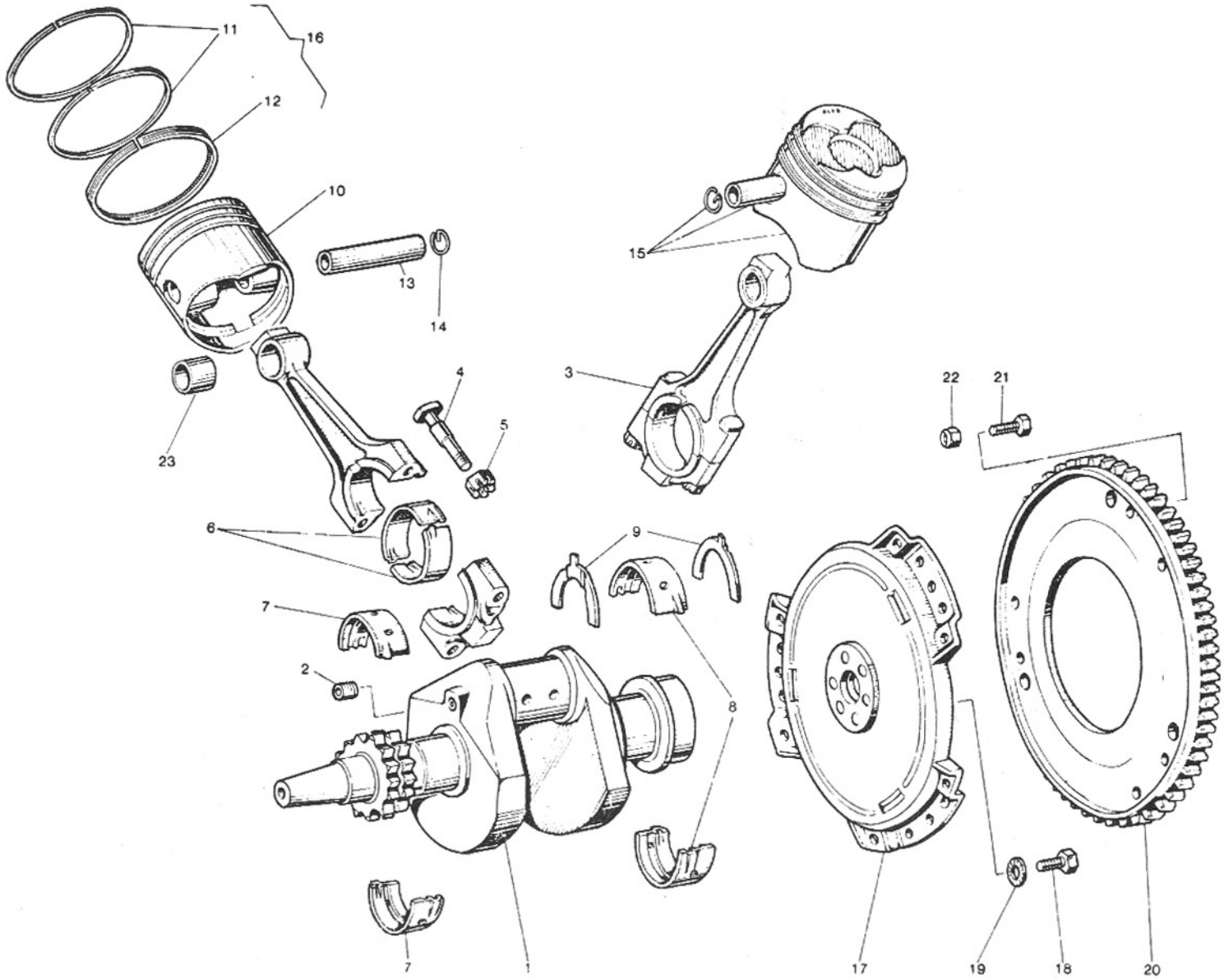

www.guzzitek.org - Revente Interdite - Revendita Vietata - Resaling Forbiden - Wiederverkauf Verboten

IMBIELLAGGIO - FRIZIONE CONNECTING SYSTEM - CLUTCH	EQUIPAGE MOBILE - EMBRAYAGE PLEUEL - KUPPLUNG					Tavola - Drawing Table - Bild **3**
NOTE NOTES NOTES MARKE	POS. N.	N. COD. CODE No. No. CODE CODE Nr.	Q.tà Q.ty Q.té M.ge	DENOMINAZIONE	DESCRIPTION	DESIGNATION	BEZEICHNUNG
	1	19 06 42 80	1	Albero motore	Crankshaft	Vilebrequin	Kurbelwelle
	2	19 06 54 00	1	Tappo	Plug	Bouchon	Stopfen
	3	19 06 15 20	2	Biella completa	Connecting rod, assy	Bielle complète	Pleuelstange, kpl.
	4	19 06 22 20	4	Vite fissaggio cappello	Screw	Vis	Schraube
	5	61 06 24 01	4	Dado	Nut	Ecrou	Mutter
	6	19 06 20 20	4	Semicuscinetto di biella	Big-end half bearing	Demi-couss. de tête bielle	Pleuellagerschale
	7	19 06 56 20	2	Semicuscinetto di banco	Main half-bearing	Demi-coussinet de vilebr.	Hauptlager
	8	19 06 65 20	2	Semicuscinetto di banco posteriore	Rear main half-bearing	Demi-coussinet de vilebr. AR	Hint. Hauptlager
	9	19 06 64 20	2	Semirosetta di spallamento	Half-washer	Demi-rondelle	Halb-Scheibe
	10	19 06 04 81	2	Pistone nudo	Piston	Piston	Kolben
	11	19 06 07 50	4	Fascia elastica di tenuta	Piston ring	Segment d'étanchéité	Kolbenring
	12	19 06 10 50	2	Fascia raschiaolio	Scraper ring	Segment racleur	Ölabstreifring
	13	19 06 12 80	2	Spinotto per pistone	Wrist pin	Axe du piston	Kolbenbolzen
	14	19 06 13 20	4	Anello di fermo	Retaining ring	Bague de serrage	Verschlussring
	15	19 06 02 81	2	Pistone completo	Piston assy	Piston complet	Kolben, kpl.
	16	19 06 06 50	1	Gruppo fasce elastiche	Piston ring set	Ensemble de segment d'étan.	Kolbenringsatz
	17	19 08 03 00	1	Campana volano frizione	Clutch housing	Carter d'embrayage	Kupplungsgehäuse
	18	19 06 77 00	6	Vite	Screw	Vis	Schraube
	19	14 61 59 01	6	Rosetta	Washer	Rondelle	Scheibe
	20	19 06 79 00	1	Corona dentata	Crown gear	Couronne dentée	Anlasszahnkranz
	21	98 05 43 18	6	Vite fissaggio corona	Screw	Vis	Schraube
	22	92 63 01 06	6	Dado autobloccante	Self-locking nut	Ecrou à autoblocage	Hutmutter
	23	19 06 18 20	2	Boccola biella	Connecting rod bush	Douille bielle	Pleuelbuchse

www.guzzitek.org - Revente Interdite - Revendita Vietata - Resaling Forbiden - Wiederverkauf Verboten

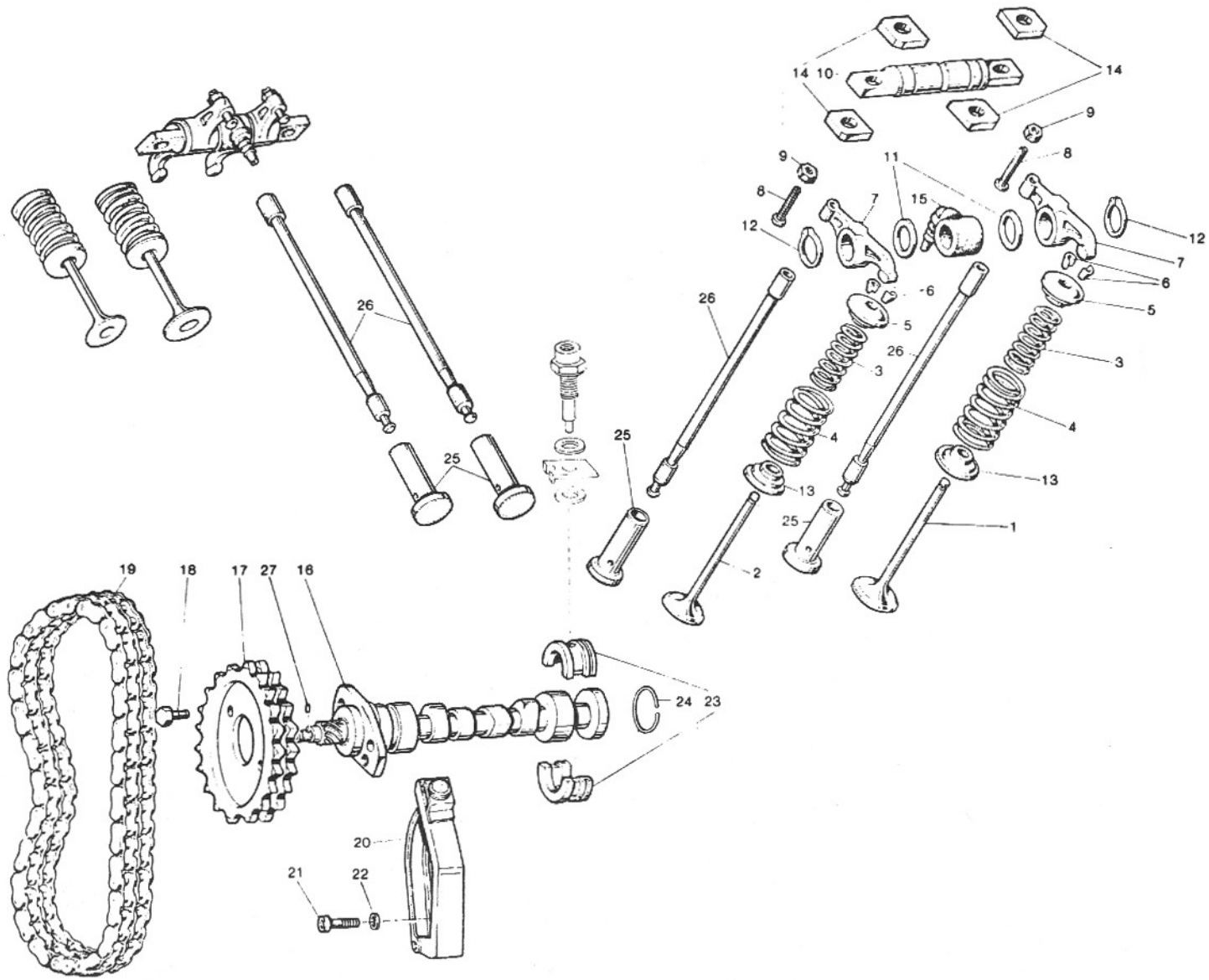

www.guzzitek.org - Revente Interdite - Revendita Vietata - Resaling Forbiden - Wiederverkauf Verboten

A8

DISTRIBUZIONE TIMING SYSTEM	DISTRIBUTION STEUERUNG						Tavola - Drawing Table - Bild 4
NOTE NOTES NOTES MARKE	POS. N.	N. COD. CODE No. No. CODE CODE Nr.	Q.tà Q.ty Q.té M.ge	DENOMINAZIONE	DESCRIPTION	DESIGNATION	BEZEICHNUNG
	1	19 03 60 80	2	Valvola aspirazione	Intake valve	Soupape d'admission	Einlassventil
	2	19 03 60 10	2	Valvola scarico	Exhaust valve	Soupape d'échappement	Auslassventil
	3	61 03 76 00	4	Molla interna	Inner spring	Ressort intérieur	Innenfeder
	4	61 03 75 00	4	Molla esterna	Outer spring	Ressort extérieur	Aussenfeder
	5	61 03 80 00	4	Piattello superiore	Upper plate	Plaque supérieure	Oberteller
	6	61 03 81 00	8	Semiconi	Cotter	Demi-cône	Kegelstück
	7	19 03 05 00	4	Bilanciere aspirazione scarico	Intake & exhaust rocker arm	Culbuteur d'adm. et échapp.	Einlass-Auslasskipphebel
	8	19 03 40 00	4	Vite	Screw	Vis	Schraube
	9	92 60 24 06	4	Dado	Nut	Ecrou	Mutter
	10	19 03 20 00	2	Perno bilancieri	Rocker arm pin	Goujon de culbuteur	Kipphebelstift
	11	19 03 23 00	4	Rosetta di rasamento	Washer	Rondelle	Scheibe
	12	90 27 10 18	4	Anello Seeger	Snap ring	Bague	Seegerring
	13	61 03 70 00	4	Piattello inferiore	Lower plate	Plaque inférieure	Unterteller
	14	19 03 29 00	8	Spessore	Spacer	Entretoise	Distanzstück
	15	19 02 75 00	2	Manicotto	Sleeve	Manchon	Manschette
	16	19 05 33 20	1	Albero a camme	Camshaft	Arbre à cames	Nockenwelle
	17	19 05 45 20	1	Ingranaggio distribuzione	Timing gear	Pignon de distribution	Nockenwellenrad
	18	61 05 49 00	2	Bullone	Bolt	Boulon	Bolzen
	19	19 05 80 20	1	Catena comando distribuzione	Timing chain	Chaine de distribution	Steuerkette
	20	19 05 82 20	1	Tendicatena distribuzione	Chain stretching drive	Tendeur de chaîne	Kettenspanner
	21	98 82 23 18	1	Vite fissaggio guida	Screw	Vis	Schraube
	22	95 12 91 15	1	Ranella per vite	Washer	Rondelle	Scheibe
	23	19 05 57 00	2	Settore fermo	Sector	Secteur	Sektor
	24	90 35 30 29	1	Anello elastico	Spring ring	Bague élastique	Federring
	25	19 04 58 01	4	Punteria	Valve tappet	Poussoir de soupape	Ventilstossel
	26	19 04 50 20	4	Astina comando bilancieri	Rod	Tige	Stosselstange
	27	95 51 20 35	1	Rullo per albero a camme	Roller	Rouleau	Rolle

www.guzzitek.org - Revente Interdite - Revendita Vietata - Resaling Forbiden - Wiederverkauf Verboten

A9

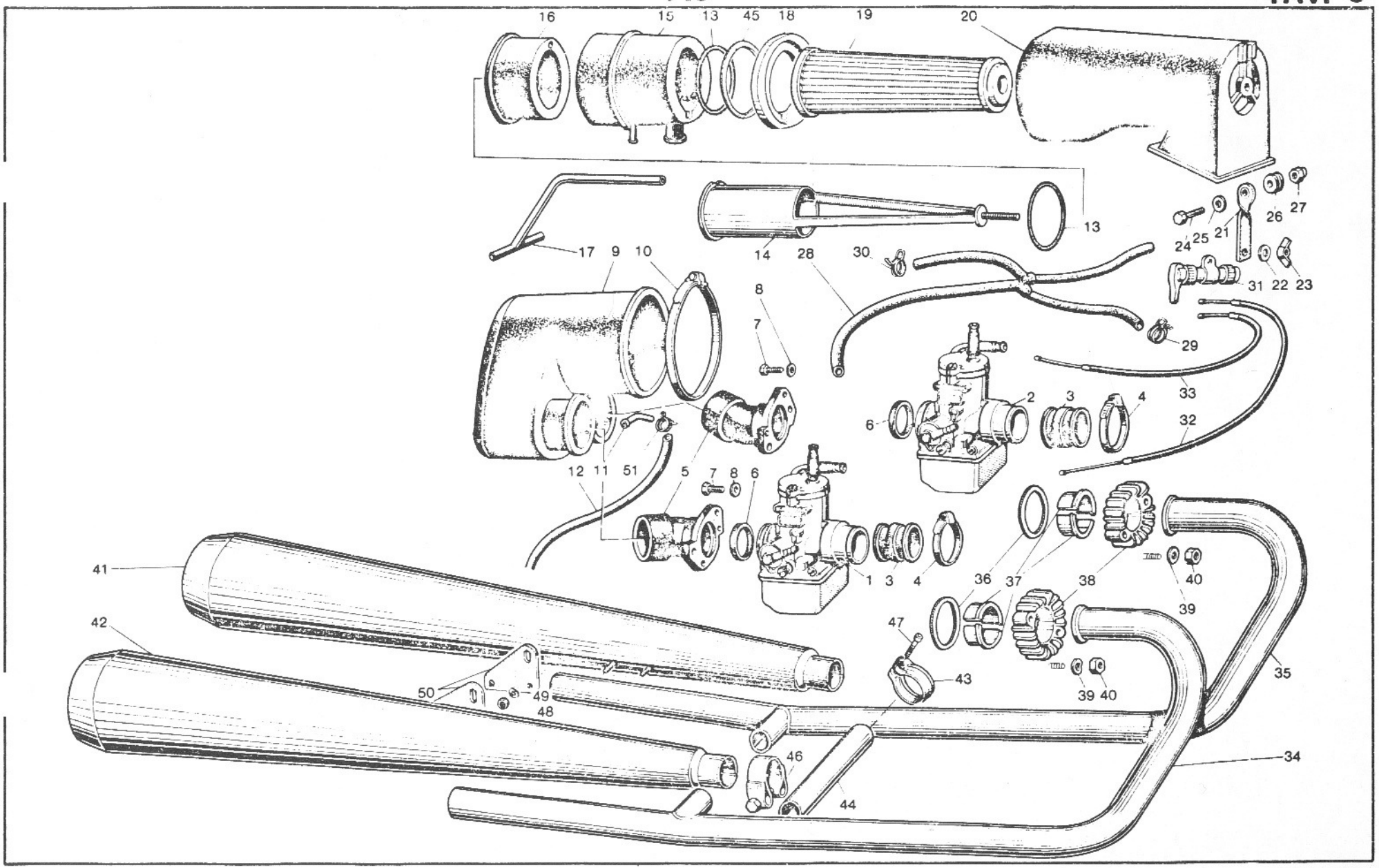

H 216 - V 50 III

www.guzzitek.org - Revente Interdite - Revendita Vietata - Resaling Forbiden - Wiederverkauf Verboten

A10

ALIMENTAZIONE - SCARICO FEEDING - EXHAUST	ALIMENTATION - ECHAPPEMENT ZUFÜHRUNG - AUSPUFF			Tavola - Drawing Table - Bild 5

NOTE NOTES NOTES MARKE	POS. N.	N. COD. CODE No. No. CODE CODE Nr.	Q.tà Q.ty Q.té M.ge	DENOMINAZIONE	DESCRIPTION	DESIGNATION	BEZEICHNUNG
	1	19 11 26 80	1	Carburatore destro PHBH 28	R.H. carburetor PHBH 28	Carburateur D PHBH 28	Vergaser R. PHBH 28
	2	19 11 26 81	1	Carburatore sinistro PHBH 28	L.H. carburetor PHBH 28	Carburateur G PHBH 28	Vergaser L. PHBH 28
	3	19 11 43 80	2	Manicotto collegamento carburatore	Carburetor sleeve	Manchon carburateur	Vergasermanschette
	4	93 30 50 32	4	Fascetta	Clamp	Collier	Schelle
	5	19 11 44 80	2	Cornetto presa aria	Air intake	Prise d'air	Lufteinlassrohr
	6	19 11 46 80	2	Anello di tenuta	Seal ring	Bague d'étanchéité	Dichtring
	7	98 05 42 14	4	Vite	Screw	Vis	Schraube
	8	95 00 02 05	4	Ranella	Washer	Rondelle	Scheibe
	9	19 11 43 00	1	Collettore aspirazione	Induction manifold	Collecteur d'admission	Ansaugsammler
	10	93 30 50 92	1	Fascetta	Clamp	Collier	Schelle
	11	17 11 46 50	1	Tubetto	Pipe	Tuyau	Rohr
**	12	823 94 20 90	—	Tubo sfiato	Breather pipe	Tuyau de décharge	Entlufterrohr
	13	90 70 65 52	2	Anello di tenuta	Seal ring	Bague d'étanchéité	Dichtring
	14	19 15 57 00	1	Supporto filtro	Filter support	Support filtre	Filterhälter
	15	19 15 67 01	1	Elemento anteriore sfiato	Front breather element	Elément AV décharge	Vord. Entlufterteil
	16	19 15 69 00	1	Elemento posteriore sfiato	Rear breather element	Elément AR décharge	Hint. Entlufterteil
	17	19 15 60 01	1	Tubo sfiato interno	Inside vent hose	Tuyau de reniflard int.	Entluftungschlauch
	18	17 11 34 50	1	Fondello di guida	Ring	Anneau	Ring
	19	17 11 36 51	1	Filtro aria	Filter cartridge	Cartouche filtre	Luftfilterpatrone
	20	17 11 40 50	1	Custodia filtro	Air filter chamber	Chambre de filtre air	Luftfilterkamer
	21	19 11 41 00	1	Piastra di supporto	Plate	Plaque	Platte
	22	95 12 91 00	1	Ranella	Washer	Rondelle	Scheibe
	23	92 67 03 05	1	Dado ad alette	Wing nut	Ecrou-papillon	Flügelmutter
	24	98 05 22 22	1	Vite	Screw	Vis	Schraube
	25	95 10 00 59	2	Ranella	Washer	Rondelle	Scheibe
	26	91 55 10 85	1	Gommino	Rubber	Caoutchouc	Gummistück
	27	92 63 01 05	1	Dado nylon	Nylon nut	Ecrou en nylon	Nylonmutter
	28	19 10 65 50	1	Tubazione benzina	Fuel pipe	Tuyau d'alim. essence	Kraftstoffeitung
	29	61 10 84 00	2	Fascetta	Clamp	Collier	Schelle
	30	61 10 85 00	2	Fascetta	Clamp	Collier	Schelle
	31	19 13 31 00	1	Dispositivo comando starter	Starter device	Dispositif de démarrage	Startvorrichtung
	32	19 13 35 00	1	Trasmissione starter destro	R.H. starter cable	Fil de démarrage D	Startkabel, R.
	33	19 13 40 00	1	Trasmissione starter sinistro	L.H. starter cable	Fil de démarrage G	Startkabel, L.
	34	19 12 07 07	1	Tubo di scarico destro	R.H. exhaust pipe	Tuyau d'échappement D	Auspuffrohr, R.
	35	19 12 07 06	1	Tubo di scarico sinistro	L.H. exhaust pipe	Tuyau d'échappement G	Auspuffrohr, L.
	36	61 02 52 00	2	Guarnizione	Gasket	Joint	Dichtung
	37	61 02 54 00	4	Distanziale	Spacer	Entretoise	Distanzstück
	38	19 12 10 50	2	Ghiera	Ring nut	Collier	Ring
	39	61 01 38 00	4	Ranella	Washer	Rondelle	Scheibe
	40	92 70 10 62	4	Dado	Nut	Ecrou	Mutter

www.guzzitek.org - Revente Interdite - Revendita Vietata - Resaling Forbiden - Wiederverkauf Verboten

A9

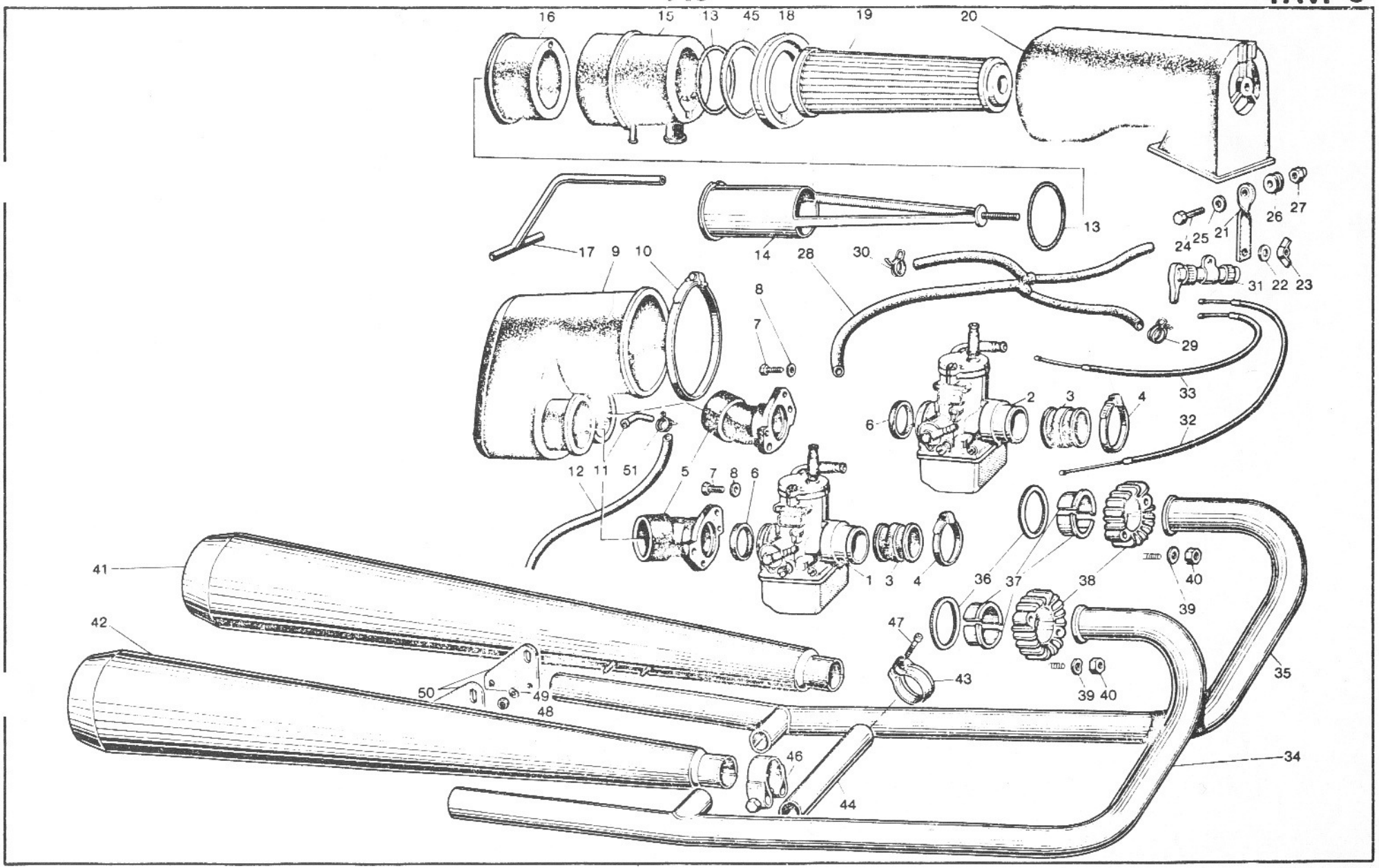

H 216 - V 50 III

www.guzzitek.org - Revente Interdite - Revendita Vietata - Resaling Forbiden - Wiederverkauf Verboten

A12

ALIMENTAZIONE - SCARICO FEEDING - EXHAUST	ALIMENTATION - ECHAPPEMENT ZUFÜHRUNG - AUSPUFF						Tavola - Drawing Table - Bild 5
NOTE NOTES NOTES MARKE	POS. N.	N. COD. CODE No. No. CODE CODE Nr.	Q.tà Q.ty Q.té M.ge	DENOMINAZIONE	DESCRIPTION	DESIGNATION	BEZEICHNUNG
	41	19 12 29 35	1	Silenziatore sinistro	L.H. silencer	Silencieux G	Schalldämpfer, L.
	42	19 12 30 35	1	Silenziatore destro	R.H. silencer	Silencieux D	Schalldämpfer, R.
	43	61 12 69 20	2	Fascetta	Clamp	Collier	Schelle
	44	19 12 11 35	1	Tubo di collegamento	Connecting pipe	Tuyau de liaison	Verbindungsrohr
	45	19 11 39 00	1	Guarnizione	Gasket	Joint	Dichtung
	46	19 12 34 35	2	Fascetta completa	Clamp, complete	Collier, complète	Schelle, kpl.
	47	61 12 75 20	2	Vite fissaggio fascetta	Screw	Vis	Schraube
	48	92 60 22 08	4	Dado	Nut	Ecrou	Mutter
	49	61 27 03 00	4	Rosetta ondulata	Washer	Rondelle	Unterlegscheibe
	50	19 12 86 05	2	Piastra attacco silenziatore	Plate	Plaque	Platte
	51	35 10 84 50	2	Fascetta	Clamp	Collier	Schelle

** **Specificare le quantità in metri (1 m - 2 m - ecc.) - Indicate quantity required in meters (1 m - 2 m - etc.)**
Indiquer les quantités en mètres (1 m - 2 m - etc.) - Lieferbar in Meter (1 m - 2 m - etc. bestellen)

www.guzzitek.org - Revente Interdite - Revendita Vietata - Resaling Forbiden - Wiederverkauf Verboten

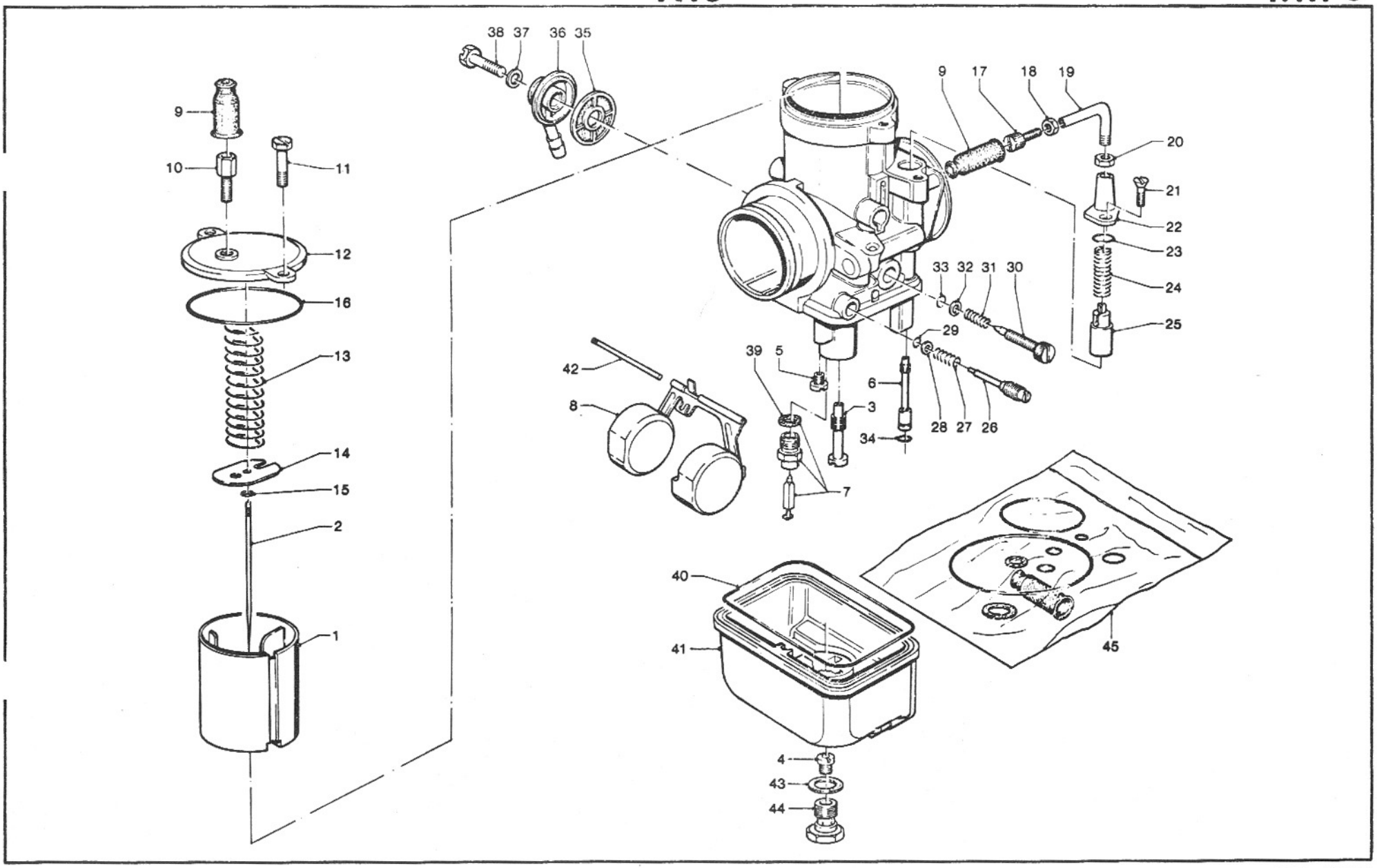

www.guzzitek.org - Revente Interdite - Revendita Vietata - Resaling Forbiden - Wiederverkauf Verboten

CARBURATORE - COMPONENTI
CARBURETOR - PARTS

CARBURATEUR - COMPOSANTS
VERGASER - TEILE

Tavola - Drawing
Table - Bild 6

NOTE NOTES NOTES MARKE	POS. N.	N. COD. CODE No. No. CODE CODE Nr.	Q.tà Q.ty Q.té M.ge	DENOMINAZIONE	DESCRIPTION	DESIGNATION	BEZEICHNUNG
	1	19 93 48 80	2	Valvola gas	Gas valve	Soupape de gaz	Gasventil
	2	19 93 49 80	2	Spillo conico x 6 - 2a tacca	Needle	Pointeau conique	Konique Nadel
	3	19 93 55 80	2	Polverizzatore (268 T)	Fuel nozzle (268 T)	Pulvérisateur (268 T)	Einspritzdüse (268 T)
	4	19 93 57 80	2	Getto massimo (118)	Main jet (118)	Gicleur principal (118)	Haupduse (118)
	5	35 93 59 70	2	Getto minimo	Slow running jet	Gicleur ralenti	Mind. Vergasung
	6	19 93 60 00	2	Getto avviamento	Starting jet	Gicleur démarreur	Anlassvergasung
	7	19 93 46 00	2	Valvola spillo	Needle valve	Soupape à aiguilles	Nadelventil
	8	19 93 43 80	2	Galleggiante	Float	Flotteur	Schwimmer
*	9		4	Cappuccio cavo gas e avviamento	Cap	Capuchon	Kappe
	10	12 93 72 00	2	Vite tendifilo	Screw	Vis	Schraube
	11	14 93 46 50	2	Vite fissaggio	Screw	Vis	Schraube
	12	19 93 50 80	2	Coperchio camera miscela	Cover	Couvercle	Deckel
	13	19 93 71 80	2	Molla richiamo valvola gas	Spring	Ressort	Feder
	14	19 93 85 80	2	Piastrina rit. fermaglio spillo conico	Plate	Plaque	Platte
	15	65 93 36 00	2	Fermaglio spillo conico	Fastener clip	Goujon	Klemme
*	16		2	Guarnizione coperchio camera miscela	Gasket	Joint	Dichtung
	17	41 93 52 00	2	Vite tendifilo	Screw	Vis	Schraube
	18	49 93 88 00	2	Dado bloccaggio vite tendifilo	Nut	Ecrou	Mutter
	19	49 93 89 00	2	Tubetto deviatore	Pipe	Tuyau	Rohr
	20	12 93 73 00	4	Dado bloccaggio tubetto deviatore	Nut	Ecrou	Mutter
	21	13 93 79 00	2	Vite fissaggio dispositivo avviam.	Screw	Vis	Schraube
	22	19 93 74 80	2	Coperchio dispositivo avviamento	Starter device cover	Couvercle dispositif dém.	Startvorr. Deckel
*	23		2	Guarnizione	Gasket	Joint	Dichtung
	24	39 93 76 00	2	Molla valvola avviamento	Spring	Ressort	Feder
	25	13 93 78 00	2	Valvola avviamento	Starter valve	Soupape de démarrage	Startventil
	26	13 93 62 00	2	Vite regolazione miscela minimo	Screw	Vis	Schraube
	27	13 93 63 00	2	Molla vite regolazione miscela minimo	Spring	Ressort	Feder
	28	65 93 37 00	2	Rondella piana	Washer	Rondelle	Unterlegscheibe
*	29		2	Guarnizione vite regol. miscela minimo	Gasket	Joint	Dichtung
	30	13 93 66 00	2	Vite regolazione valvola gas	Screw	Vis	Schraube
	31	13 93 67 00	2	Molla vite regol. valvola gas	Spring	Ressort	Feder
	32	14 93 16 50	2	Rondella piana	Washer	Rondelle	Unterlegscheibe
*	33		2	Guarnizione vite regolazione valvola gas	Gasket	Joint	Dichtung
*	34		2	Guarnizione getto avviamento	Gasket	Joint	Dichtung
	35	43 93 40 00	2	Filtro benzina	Fuel filter	Filtre essence	Benzinfilter
	36	35 93 46 70	2	Pipetta raccordo tubo benzina	Union	Tuyau de raccord	Pipette
	37	13 93 47 00	2	Guarnizione vite fissaggio pipetta	Gasket	Joint	Dichtung
	38	13 93 49 00	2	Vite fissaggio pipetta	Screw	Vis	Schraube
	39		2	Guarnizione valvola spillo	Gasket	Joint	Dichtung
	40		2	Guarnizione vaschetta	Gasket	Joint	Dichtung

www.guzzitek.org - Revente Interdite - Revendita Vietata - Resaling Forbiden - Wiederverkauf Verboten

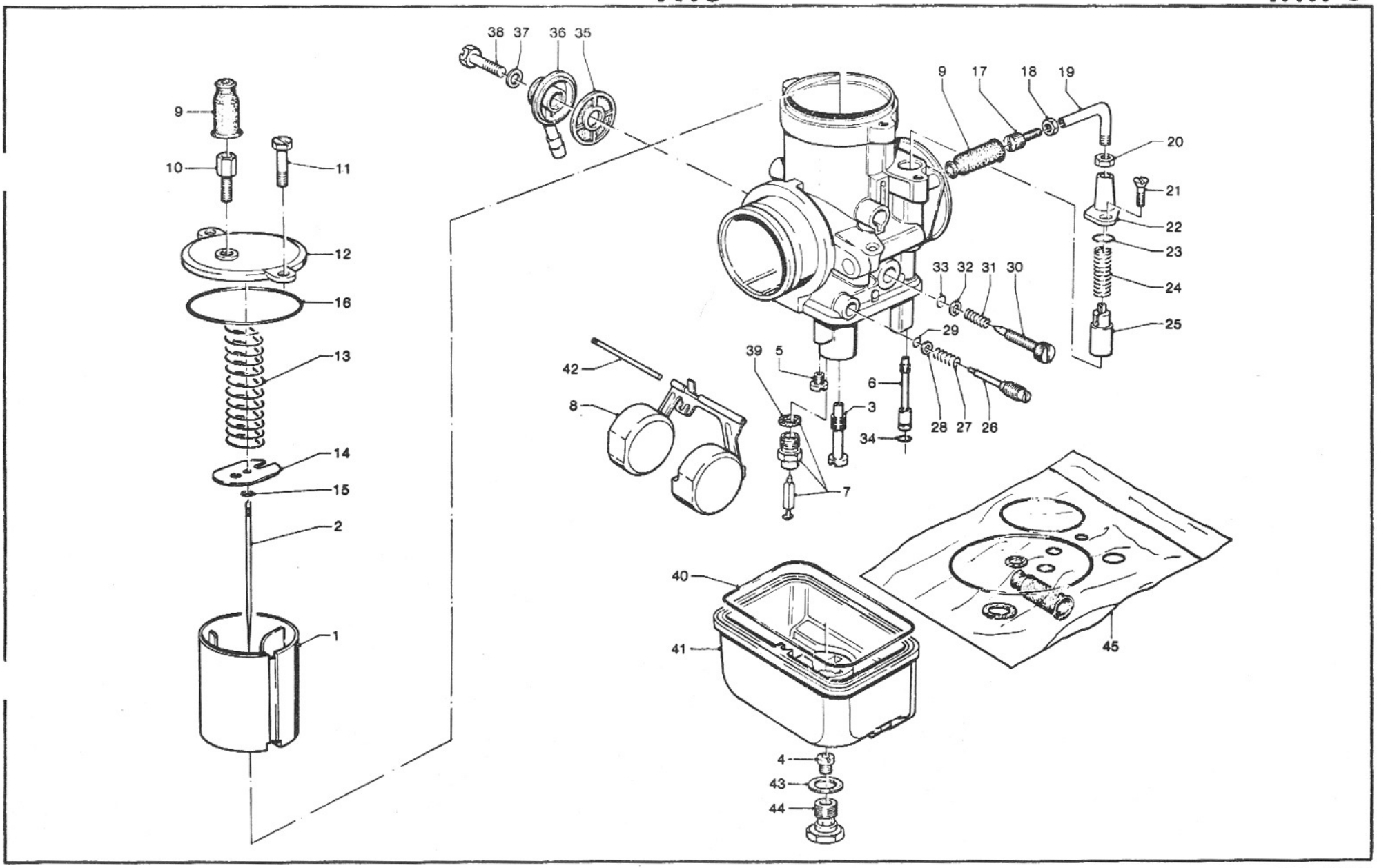

www.guzzitek.org - Revente Interdite - Revendita Vietata - Resaling Forbiden - Wiederverkauf Verboten

CARBURATORE - COMPONENTI
CARBURETOR - PARTS

CARBURATEUR - COMPOSANTS
VERGASER - TEILE

Tavola - Drawing
Table - Bild 6

NOTE NOTES NOTES MARKE	POS. N.	N. COD. CODE No. No. CODE CODE Nr.	Q.tà Q.ty Q.té M.ge	DENOMINAZIONE	DESCRIPTION	DESIGNATION	BEZEICHNUNG
	41	19 93 44 80	2	Vaschetta	Chamber	Cuvette	Becken
	42	13 93 31 00	2	Perno galleggiante	Pin	Pivot	Stift
	43		2	Guarnizione tappo fissaggio vaschetta	Gasket	Joint	Dichtung
	44	10 93 37 00	2	Tappo fissaggio vaschetta	Chamber plug	Bouchon cuvette	Beckenzapfen
	45	19 93 99 80	1	Gruppo guarnizioni carburatore	Gasket set	Jeu de joints	Dichtungsatz

* **I particolari contrassegnati con (*) sono componenti del Gruppo Guarnizioni carburatore -**
Items marked with (*) belong to Carburetor Gasket Set
Les pièces marquées avec (*) composent le jeu de joint carburateur
Die mit (*) gezeichneten Teile gehören dem Vergaserdichtungssatz

www.guzzitek.org - Revente Interdite - Revendita Vietata - Resaling Forbiden - Wiederverkauf Verboten

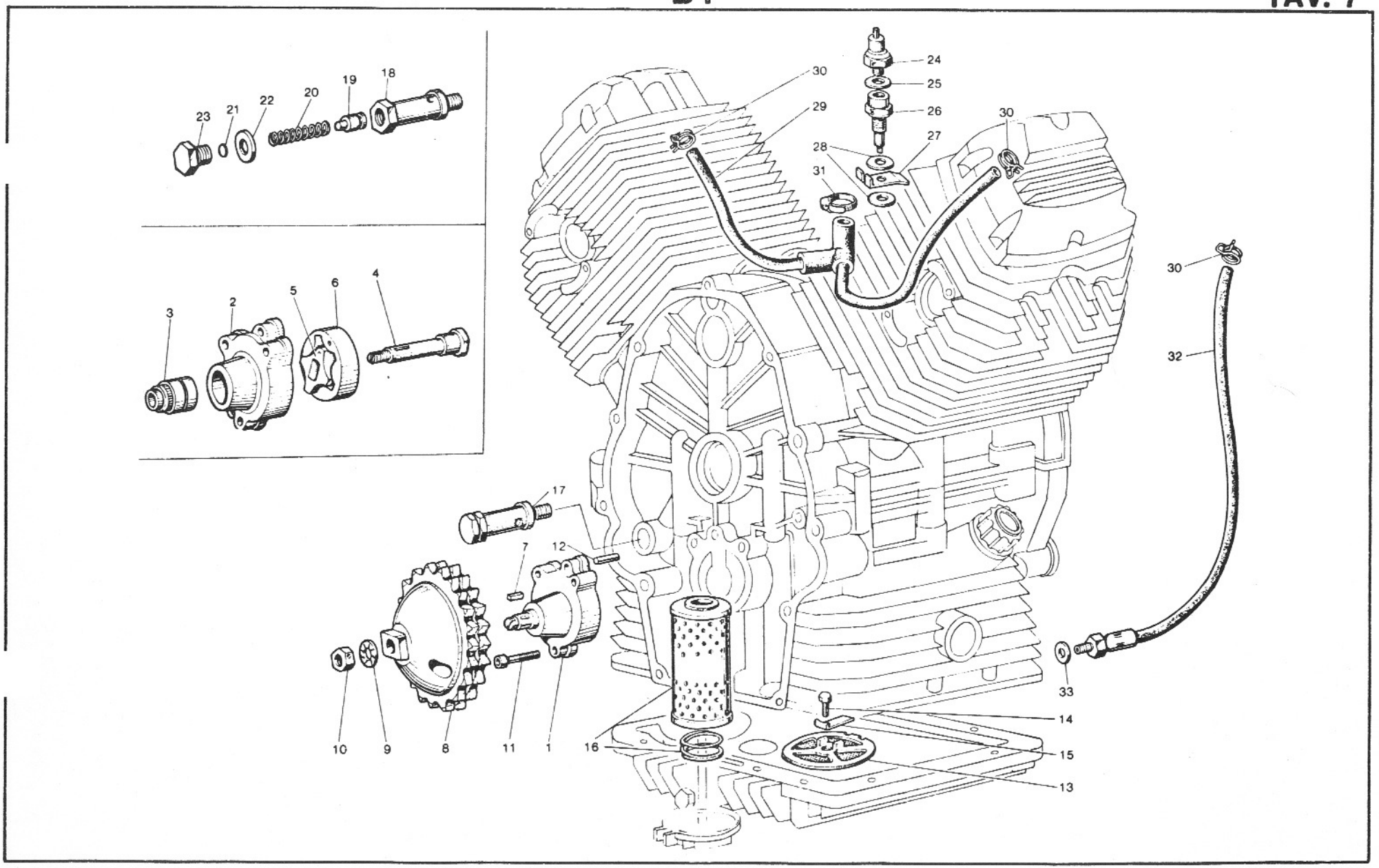

www.guzzitek.org - Revente Interdite - Revendita Vietata - Resaling Forbiden - Wiederverkauf Verboten

B2

LUBRIFICAZIONE LUBRICATION			GRAISSAGE SCHMIERUNG				Tavola - Drawing Table - Bild 7
NOTE NOTES NOTES MARKE	POS. N.	N. COD. CODE No. No. CODE CODE Nr.	Q.tà Q.ty Q.té M.ge	DENOMINAZIONE	DESCRIPTION	DESIGNATION	BEZEICHNUNG
	1	19 14 64 20	1	Pompa olio con rotore	Oil pump with rotor	Pompe à huile avec rotor	Ölpumpe mit Rotor
	2		1	Corpo pompa olio	Oil pump housing	Corps de pompe à huile	Ölpumpegehäuse
	3	92 25 22 10	1	Cuscinetto a rullini	Needle bearing	Roulement à aiguilles	Nadellager
	4	19 14 78 20	1	Albero ingranaggio pompa	Pump gear shaft	Arbre engrenage pompe	Pumpezahnradwelle
	5	19 14 84 20	1	Rotore interno	Inner rotor	Rotor intérieur	Innenrotor
	6	19 14 86 20	1	Rotore esterno	Outer rotor	Rotor extérieur	Aussenrotor
	7	13 14 83 00	1	Chiavetta	Key	Clavette	Keil
	8	19 14 77 20	1	Ingranaggio comando pompa	Pump driving gear	Engrenage d'entr. pompe	Pumpezahnrad
	9	19 14 98 00	1	Rondella di sicurezza	Washer	Rondelle	Scheibe
	10	92 60 25 10	1	Dado	Nut	Ecrou	Mutter
	11	98 62 03 35	3	Vite	Screw	Vis	Schraube
	12	19 01 89 20	2	Spina di riferimento	Peg	Clavette	Stift
	13	19 15 22 00	1	Filtro olio a rete	Gauze	Tamis	Sieb
	14	98 05 43 14	1	Vite	Screw	Vis	Schraube
	15	95 18 70 06	1	Piastrina di sicurezza	Lock plate	Plaquette frein	Schliessblech
	16	19 15 30 00	1	Cartuccia filtro olio	Cartridge	Cartouche	Patrone
	17	10 15 82 01	1	Valvola regolazione pressione olio	Control valve	Clapet de décharge	Drucksteuerventil
	18	10 15 87 01	1	Corpo per valvola	Valve housing	Corps de clapet	Ventilgehäuse
	19	12 15 09 00	1	Pistone con valvola	Valve piston	Piston de clapet	Ventilkolben
	20	94 32 10 72	1	Molla	Spring	Ressort	Feder
	21	12 15 07 00	1	Fondello	Bottom disc	Rondelle butée	Verschlussscheibe
	22	95 10 05 23	2 ÷ 3	Guarnizione	Gasket	Joint	Dichtung
	23	12 15 90 00	1	Tappo	Plug	Bouchon	Stopfen
	24	17 76 87 50	1	Trasmettitore segnalazione	Oil indicator	Mano-contact	Ölanzeige
	25	12 00 64 00	1	Ranella in alluminio	Washer	Rondelle	Scheibe
	26	19 05 58 00	1	Raccordo	Union	Raccord	Rohrverbindung
	27	19 05 59 00	1	Piastrina di sicurezza	Lock plate	Plaquette frein	Schliessblech
	28	12 00 64 00	2	Guarnizione	Gasket	Joint	Dichtung
	29	19 15 96 00	1	Tubazione sfiato	Breather	Reniflard	Entluftungsschlauch
	30	61 10 84 00	3	Fascetta	Clamp	Collier	Schelle
	31	12 15 78 00	1	Fascetta	Clamp	Collier	Schelle
	32	19 15 93 00	1	Tubazione recupero olio	Return pipe	Tuyau de retour	Rücklaufrohr
	33	12 15 42 00	1	Ranella	Washer	Rondelle	Scheibe

www.guzzitek.org - Revente Interdite - Revendita Vietata - Resaling Forbiden - Wiederverkauf Verboten

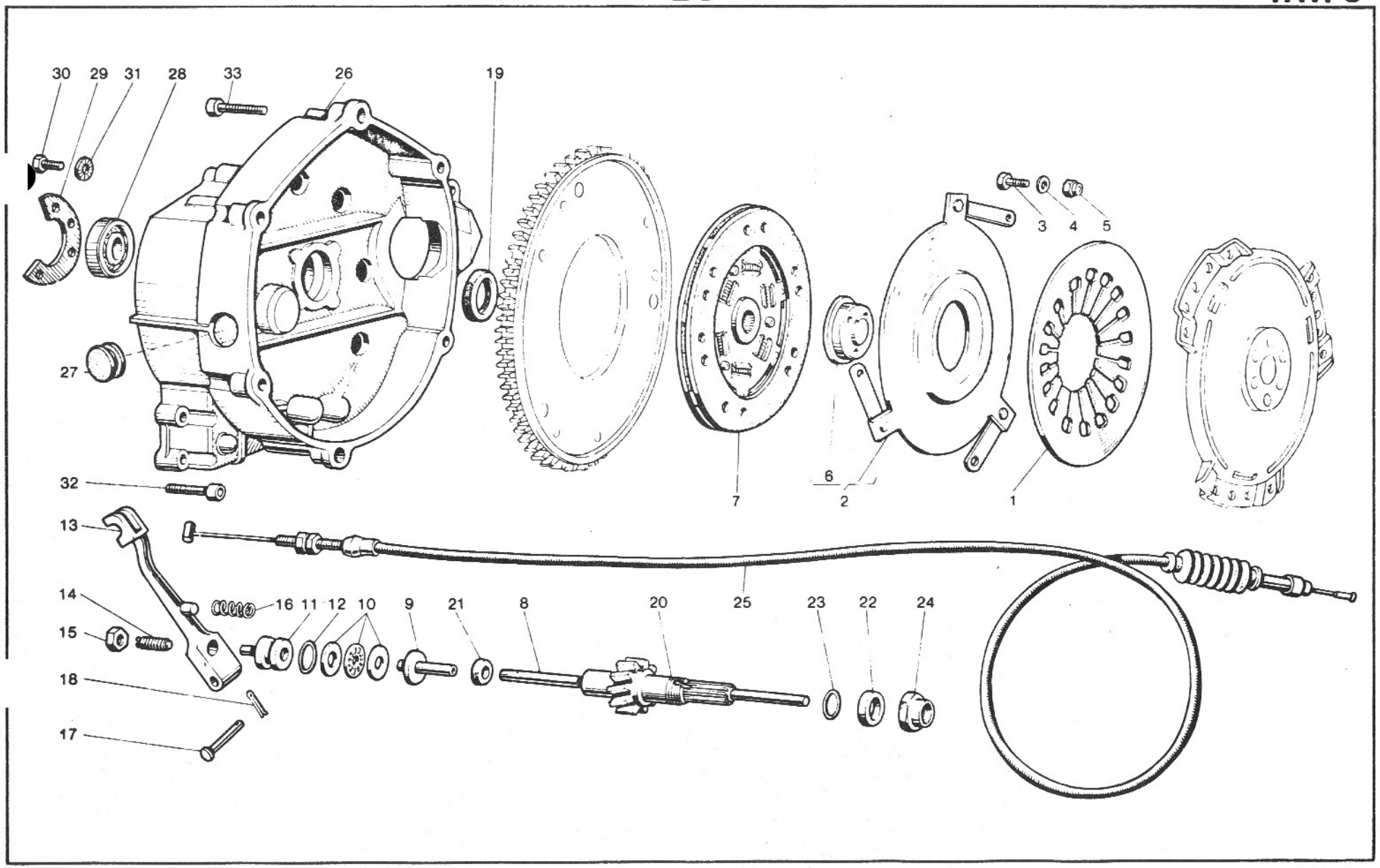

H 216 - V 50 III

www.guzzitek.org - Revente Interdite - Revendita Vietata - Resaling Forbiden - Wiederverkauf Verboten

FRIZIONE CLUTCH	EMBRAYAGE KUPPLUNG					Tavola - Drawing Table - Bild 8
NOTE NOTES NOTES MARKE	POS. N.	N. COD. CODE No. No. CODE CODE Nr.	Q.tà Q.ty Q.té M.ge	DENOMINAZIONE	DESCRIPTION	DESIGNATION	BEZEICHNUNG
	1	19 08 41 00	1	Molla a diaframma	Spring	Ressort	Feder
	2	19 08 25 01	1	Piattello spingimolla completo	Pressure plate, assy	Plateau de pression compl.	Druckplatte, kpl.
	3	98 05 42 14	3	Vite	Screw	Vis	Schraube
	4	95 00 42 05	3	Rondella piana	Washer	Rondelle	Scheibe
	5	92 63 01 05	3	Dado autobloccante	Self-locking nut	Ecrou à autoblocage	Hutmutter
	6		1	Scodellino	Cup	Coupelle	Manschette
	7	19 08 44 50	1	Disco condotto	Driven disc	Disque conduit	Angetriebescheibe
	8	19 08 57 01	1	Asta spingipiattello	Rod	Tige	Stange
	9	14 08 60 00	1	Corpo interno	Inner body	Corps intérieur	Innengehäuse
	10	12 08 70 01	1	Cuscinetto reggispinta	Thrust bearing	Butée d'embrayage	Drucklager
	11	14 08 61 00	1	Corpo esterno	Outer body	Corps extérieur	Aussengehäuse
	12	90 70 61 70	1	Anello di tenuta	Seal ring	Bague d'étanchéité	Dichtring
	13	14 09 02 01	1	Leva disinnesto frizione	Operating lever	Levier de dégagement	Ausrückhebel
	14	14 09 04 00	1	Vite registro leva	Adjusting screw	Vis de réglage	Einstellschraube
	15	92 60 25 08	1	Dado	Nut	Ecrou	Mutter
	16	94 32 11 05	1	Molla	Spring	Ressort	Feder
	17	95 78 02 71	1	Spina	Pin	Axe	Stift
	18	95 50 02 22	1	Copiglia	Cotter pin	Goupille	Splint
	19	90 40 28 41	1	Anello di tenuta	Seal ring	Bague d'étanchéité	Dichtring
	20	19 21 07 50	1	Albero rinvio (Z = 14)	Countershaft (Z = 14)	Arbre intérm. (Z = 14)	Vorgelegewelle (Z = 14)
	20-A	1921 0780	1	V-50 Monza	Countershaft (Z=15)		
	21	90 40 06 16	1	Anello di tenuta	Seal ring	Bague d'étanchéité	Dichtring
	22	19 21 37 20	1	Distanziale	Spacer	Entretoise	Distanzstück
	23	90 70 61 88	1	Anello di tenuta	Seal ring	Bague d'étanchéité	Dichtring
	24	19 35 67 00	1	Dado di sicurezza	Nut	Ecrou	Mutter
	25	19 09 30 52	1	Trasmissione comando frizione	Clutch cable	Câble d'embrayage	Kupplungskabel
	26	19 20 04 20	1	Campana frizione	Clutch housing	Boitier d'embrayage	Kupplungslocke
	27	93 18 02 20	1	Tappo	Plug	Bouchon	Stopfen
	28	92 20 12 20	1	Cuscinetto	Bearing	Roulement	Lager
	29	19 20 34 20	1	Piastra fissaggio cuscinetto	Plate	Plaque	Platte
	30	98 05 43 14	3	Vite	Screw	Vis	Schraube
	31	14 21 79 01	3	Rosetta di sicurezza	Washer	Rondelle	Scheibe
	32	98 62 03 30	11	Vite	Screw	Vis	Schraube
	33	98 62 04 35	6	Vite	Screw	Vis	Schraube

www.guzzitek.org - Revente Interdite - Revendita Vietata - Resaling Forbiden - Wiederverkauf Verboten

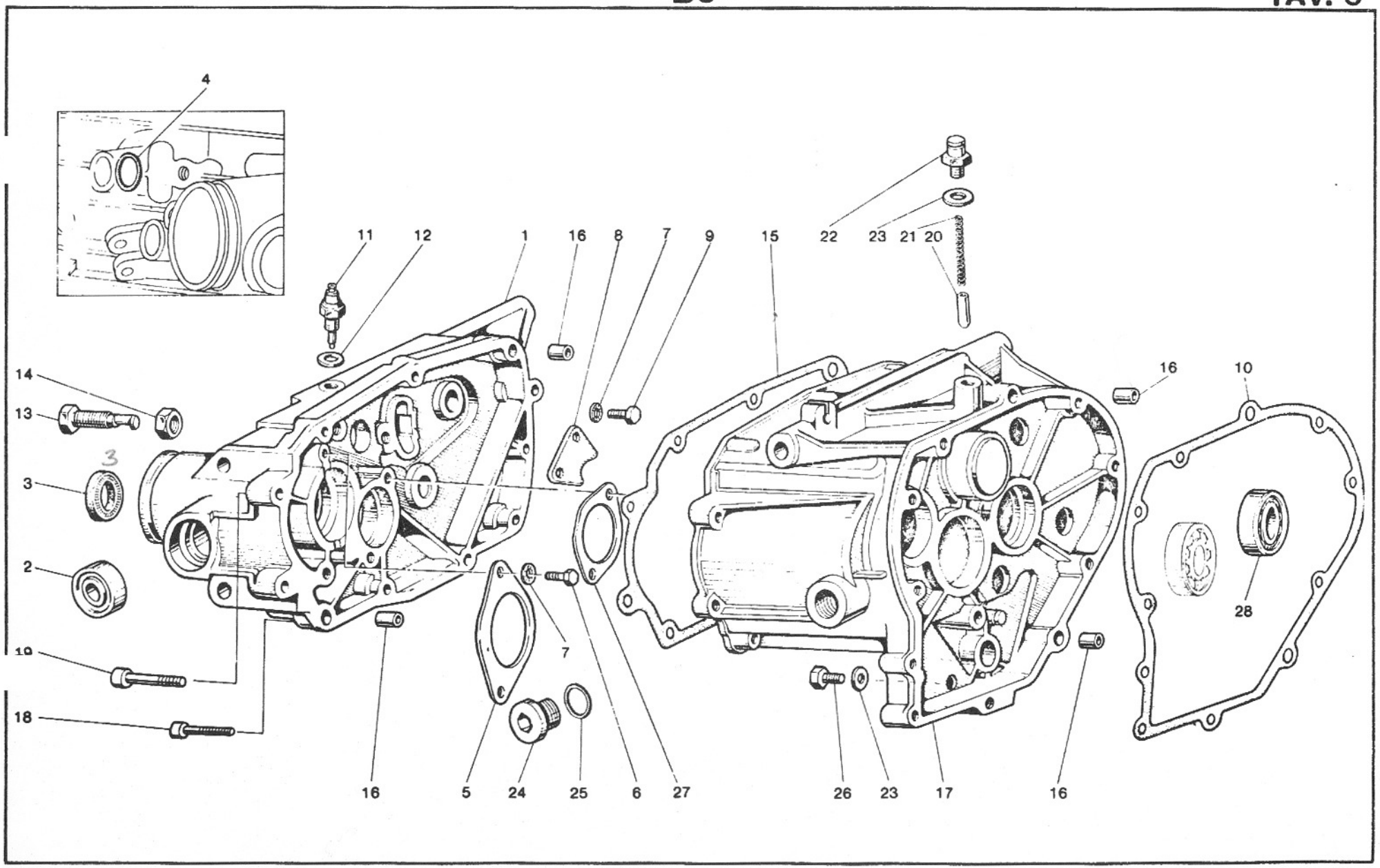

H 216 - V 50 III

www.guzzitek.org - Revente Interdite - Revendita Vietata - Resaling Forbiden - Wiederverkauf Verboten

B6

SCATOLA CAMBIO TRANSMISSION CASE	CARTER DE BOITE A VITESSES GETRIEBEGEHÄUSE			Tavola - Drawing Table - Bild 9

NOTE NOTES NOTES MARKE	POS. N.	N. COD. CODE No. No. CODE CODE Nr.	Q.tà Q.ty Q.té M.ge	DENOMINAZIONE	DESCRIPTION	DESIGNATION	BEZEICHNUNG
	1	19 20 08 20	1	Coperchio scatola	Transmission case cover	Couvercle du carter	Getriebedeckel
	2	92 20 42 15	2	Cuscinetto	Bearing	Roulement	Lager
	3	90 40 28 41	1	Anello di tenuta	Seal ring	Bague d'étanchéité	Dichtring
	4	90 70 61 40	1	Anello OR	Ring	Bague	Ring
	5	19 21 38 20	1	Piastra fissaggio albero secondario	Plate	Plaque	Platte
	6	98 05 43 14	4	Vite fissaggio piastra	Screw	Vis	Schraube
	7	14 21 79 01	6	Rosetta di sicurezza	Washer	Rondelle	Scheibe
	8	19 23 58 00	1	Piastra fissaggio albero	Plate	Plaque	Platte
	9	98 05 43 14	2	Vite	Screw	Vis	Schraube
	10	19 20 03 20	1	Guarnizione	Gasket	Joint	Dichtung
	11	19 20 72 20	1	Interruttore folle	Switch	Interrupteur	Schalter
	12	12 15 42 00	1	Guarnizione	Gasket	Joint	Dichtung
	13	19 23 78 00	1	Vite con eccentrico	Screw	Vis	Schraube
	14	92 60 25 12	1	Dado	Nut	Ecrou	Mutter
	15	19 20 11 20	1	Guarnizione	Gasket	Joint	Dichtung
	16	19 00 20 20	4	Boccola di riferimento	Bush	Douille	Buchse
	17	19 20 02 20	1	Scatola cambio	Transmission case	Carter de boite à vitesses	Getriebegehäuse
	18	98 62 03 30	7	Vite fissaggio coperchio	Screw	Vis	Schraube
	19	98 62 04 35	4	Vite fissaggio coperchio	Screw	Vis	Schraube
	20	55 23 47 00	1	Nottolino	Pawl	Rochet	Sperrlinke
	21	94 32 10 67	1	Molla	Spring	Ressort	Feder
	22	19 20 65 01	1	Tappo sfiato completo	Vent plug, assy	Bouchon d'évent, compl.	Entlüftungsstopfen
	23	10 52 89 00	2	Guarnizione	Gasket	Joint	Dichtung
	24	19 35 12 00	1	Tappo introduzione olio	Oil filler cap	Bouchon de rempliss. huile	Öleinfüllstutzen
	25	90 70 62 03	1	Guarnizione	Gasket	Joint	Dichtung
	26	95 98 02 12	1	Tappo scarico olio	Oil drain plug	Bouchon de vidange huile	Ölablassschraube
	27	19 21 32 20	1	Piastra ritegno cuscin. albero primario	Plate	Plaque	Platte
	28	92 20 11 20	1	Cuscinetto	Bearing	Roulement	Lager
	—	19 99 15 40	1	Cambio completo e campana	Transmission assy and housing	Boite à vitesses compl. et carter	Schaltgetriebe, kpl. und Gehäuse

www.guzzitek.org - Revente Interdite - Revendita Vietata - Resaling Forbiden - Wiederverkauf Verboten

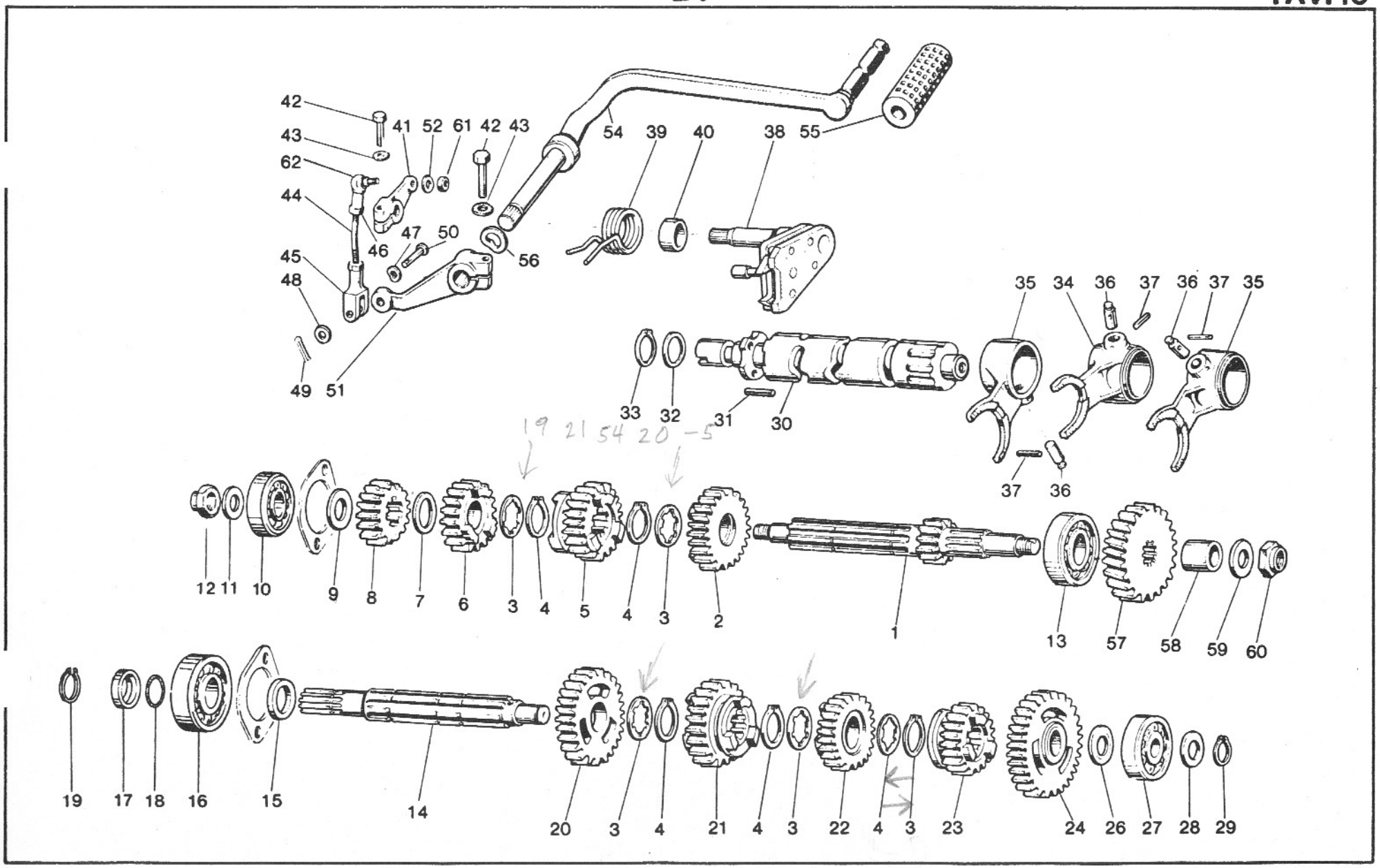

www.guzzitek.org - Revente Interdite - Revendita Vietata - Resaling Forbiden - Wiederverkauf Verboten

CAMBIO TRANSMISSION	BOITE A VITESSES SCHALTGETRIEBE						Tavola - Drawing Table - Bild 10
NOTE NOTES NOTES MARKE	POS. N.	N. COD. CODE No. No. CODE CODE Nr.	Q.tà Q.ty Q.té M.ge	DENOMINAZIONE	DESCRIPTION	DESIGNATION	BEZEICHNUNG
	1	19 21 05 20	1	Albero primario (Z = 11)	Main shaft (Z = 11)	Arbre primaire (Z = 11)	Antriebwelle (Z = 11)
	2	19 21 20 20	1	Ingranaggio 5a A.P. (Z = 22)	5th gear M.S. (Z = 22)	Pignon 5ème A.P. (Z = 22)	(An.W.) Schaltrad 5. Gang (Z = 22)
	3	19 21 54 20	5	Rosetta di rasamento	Washer	Rondelle	Scheibe
	4	90 27 11 23	5	Anello Seeger	Snap ring	Jonc d'arrêt	Seegerring
	5	19 21 18 20	1	Ingranaggio 4a A.P. (Z = 22)	4th gear M.S. (Z = 22)	Pignon 4ème A.P. (Z = 22)	(An.W.) Schaltrad 4. Gang (Z = 22)
	6	19 21 14 20	1	Ingranaggio 3a A.P. (Z = 18)	3rd gear M.S. (Z = 18)	Pignon 3ème A.P. (Z = 18)	(An.W.) Schaltrad 3. Gang (Z = 18)
	7	19 21 46 20	1	Rosetta di rasamento	Washer	Rondelle	Scheibe
	8	19 21 13 20	1	Ingranaggio 2a A.P. (Z = 15)	2nd gear M.S. (Z = 15)	Pignon 2ème A.P. (Z = 15)	(An.W.) Schaltrad 2. Gang (Z = 15)
	9	19 21 28 00	1	Rosetta di spallamento	Washer	Rondelle	Scheibe
	10	92 20 14 15	1	Cuscinetto	Bearing	Roulement	Lager
	11	39 23 81 00	1	Rosetta di spallamento	Washer	Rondelle	Scheibe
	12	10 05 41 00	1	Dado	Nut	Ecrou	Mutter
	13	92 20 12 20	1	Cuscinetto	Bearing	Roulement	Lager
	14	19 21 36 20	1	Albero secondario	Layshaft	Arbre sécondaire	Abtriebwelle
	15	19 21 29 00	1	Distanziale	Spacer	Entretoise	Distanzstück
	16	92 20 12 20	1	Cuscinetto	Bearing	Roulement	Lager
	17	19 21 37 20	1	Distanziale	Spacer	Entretoise	Distanzstück
	18	90 70 61 88	1	Anello OR	"O" ring	Bague	Ring
	19	90 27 11 21	1	Anello Seeger	Snap ring	Jonc d'arrêt	Seegerring
	20	19 21 45 00	1	Ingranaggio 2a A.S. (Z = 26)	2nd gear L.S. (Z = 26)	Pignon 2ème A.S. (Z = 26)	(Ab.W.) Schaltrad 2. Gang (Z = 26)
	21	19 21 48 20	1	Ingranaggio 3a A.S. (Z = 23)	3rd gear L.S. (Z = 23)	Pignon 3ème A.S. (Z = 23)	(Ab.W.) Schaltrad 3. Gang (Z = 23)
	22	19 21 51 20	1	Ingranaggio 4a A.S. (Z = 23)	4th gear L.S. (Z = 23)	Pignon 4ème A.S. (Z = 23)	(An.W.) Schaltrad 4. Gang (Z = 23)
	23	19 21 52 20	1	Ingranaggio 5a A.S. (Z = 20)	5th gear L.S. (Z = 20)	Pignon 5ème A.S. (Z = 20)	(Ab.W.) Schaltrad 5. Gang (Z = 20)
	24	19 21 40 01	1	Ingranaggio 1a A.S. (Z = 30)	1st gear L.S. (Z = 30)	Pignon 1ère A.S. (Z = 30)	(Ab.W.) Schaltrad 1. Gang (Z = 30)
	26	43 07 09 40	1	Rosetta di spallamento	Washer	Rondelle	Scheibe
	27	92 20 14 15	1	Cuscinetto	Bearing	Roulement	Lager
	28	39 23 93 00	1	Rosetta di spallamento	Washer	Rondelle	Scheibe
	29	90 27 11 15	1	Anello Seeger	Snap ring	Jonc d'arrêt	Seegerrring
	30	19 23 44 20	1	Albero desmodromico	Splined shaft	Arbre desmodrom.	Keilwelle
	31	19 23 46 00	4	Piolo	Pin	Goupille	Stift
	32	19 35 53 00	1	Rosetta di spallamento	Washer	Rondelle	Scheibe

www.guzzitek.org - Revente Interdite - Revendita Vietata - Resaling Forbiden - Wiederverkauf Verboten

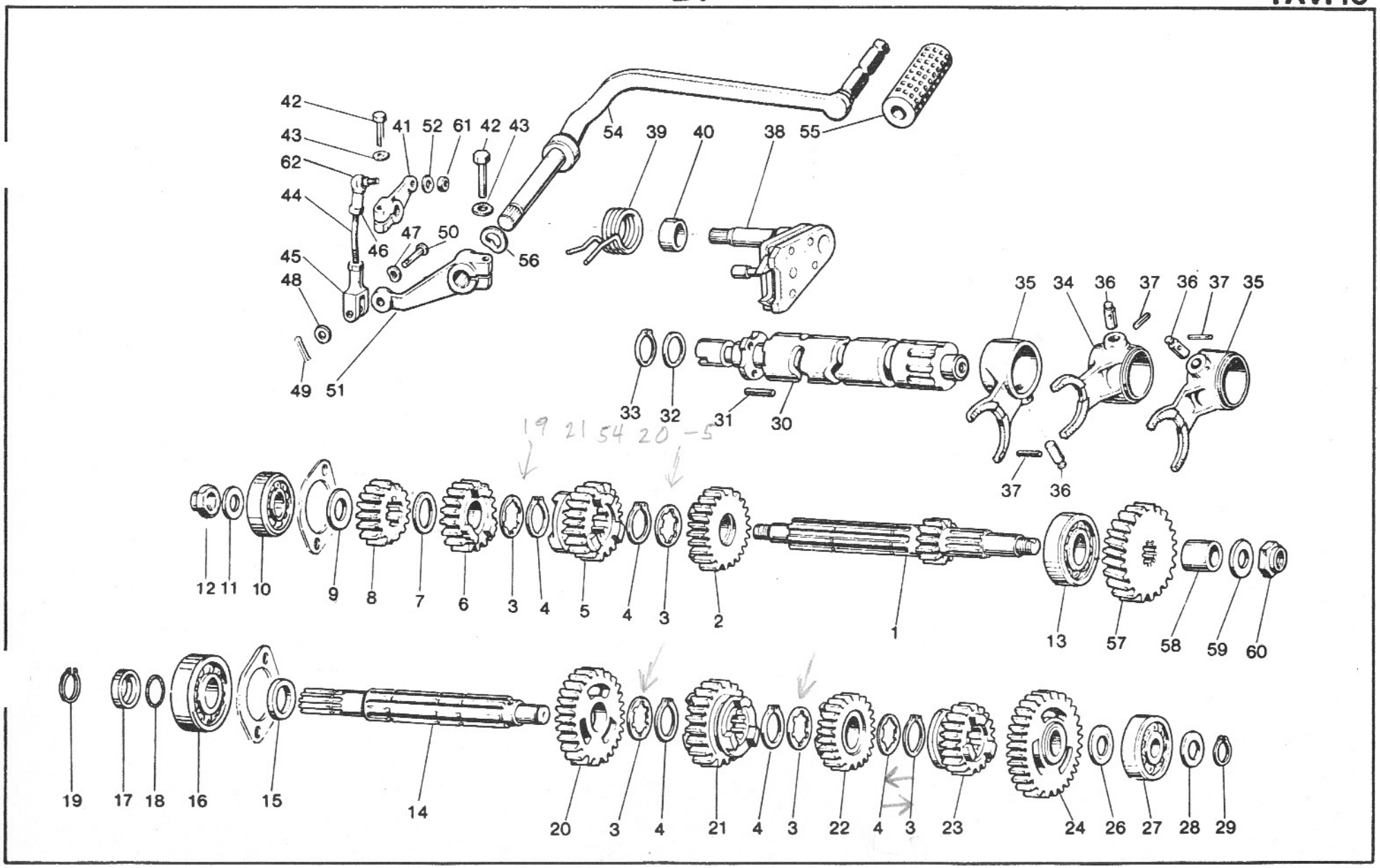

www.guzzitek.org - Revente Interdite - Revendita Vietata - Resaling Forbiden - Wiederverkauf Verboten

CAMBIO TRANSMISSION	BOITE A VITESSES SCHALTGETRIEBE						Tavola - Drawing Table - Bild 10
NOTE NOTES NOTES MARKE	POS. N.	N. COD. CODE No. No. CODE CODE Nr.	Q.tà Q.ty Q.té M.ge	DENOMINAZIONE	DESCRIPTION	DESIGNATION	BEZEICHNUNG
	33	90 27 10 20	1	Anello Seeger	Snap ring	Jonc d'arrêt	Seegering
	34	19 23 12 20	1	Forcellino per A.P.	M.S. fork	Axe de fourchette A.P.	An.W. Schaltgabel
	35	19 23 10 20	2	Forcellino per A.S.	L.S. fork	Axe de fourchette A.S.	Ab.W. Schaltgabel
	36	19 23 52 20	3	Rullo	Roller	Rouleau	Walze
	37	95 52 03 16	3	Spina elastica	Spring pin	Axe élastique	Federstift
	38	19 23 62 00	1	Preselettore completo	Preselection, assy	Présélecteur compl.	Vorwall, kpl.
	39	61 23 82 00	1	Molla	Spring	Ressort	Feder
	40	91 18 20 10	1	Boccola	Bush	Douille	Buchse
	41	19 25 82 20	1	Leva comando preselettore	Lever	Levier	Hebel
	42	98 05 23 25	2	Vite	Screw	Vis	Schraube
	43	95 02 11 06	2	Rosetta	Washer	Rondelle	Scheibe
	44	18 25 79 50	1	Tirante	Rod	Tige	Schaltstange
	45	12 62 68 00	1	Forcellino	Fork	Fourchette	Gabel
	46	92 60 22 06	2	Dado	Nut	Ecrou	Mutter
	47	95 12 91 10	1	Ranella antivibrante	Washer	Rondelle	Scheibe
	48	95 00 42 06	1	Ranella	Washer	Rondelle	Scheibe
	49	95 50 02 22	1	Copiglia	Cotter pin	Goupille	Splint
	50	95 77 02 65	1	Spina per forcellino	Pin	Axe	Stift
	51	19 25 69 20	1	Leva di rinvio	Lever	Levier	Hebel
	52	61 01 38 00	1	Ranella elastica	Spring washer	Rondelle élastique	Federscheibe
	54	19 25 09 00	1	Leva cambio	Transmission lever	Levier de boite à vitesses	Schalthebel
	55	14 45 10 01	1	Pedalino gomma	Rubber protection	Couvre-pédale	Gummiüberzug
	56	95 12 92 60	1	Ranella elastica	Spring washer	Rondelle élastique	Federscheibe
	57	19 21 11 51	1	Ingranaggio rinvio A.P. (Z = 23)	Idle gear M.S. (Z = 23)	Pignon interméd. (Z = 23)	Zahnradvorgelege (Z = 23)
	57A-	1921 1180	1	V-50 Monza	Idle Gear M.S. (Z=22)		
	58	19 26 67 20	1	Boccola	Bush	Douille	Buchse
	59	39 23 81 00	1	Rosetta di spallamento	Washer	Rondelle	Unterlegscheibe
	60	10 05 41 00	1	Dado	Nut	Ecrou	Mutter
	61	92 63 01 06	1	Dado per snodo	Nut	Ecrou	Mutter
	62	18 25 81 01	1	Snodo sferico	Gearshift lever ball	Rotule du levier B.V.	Schalthebelgriff

www.guzzitek.org - Revente Interdite - Revendita Vietata - Resaling Forbiden - Wiederverkauf Verboten

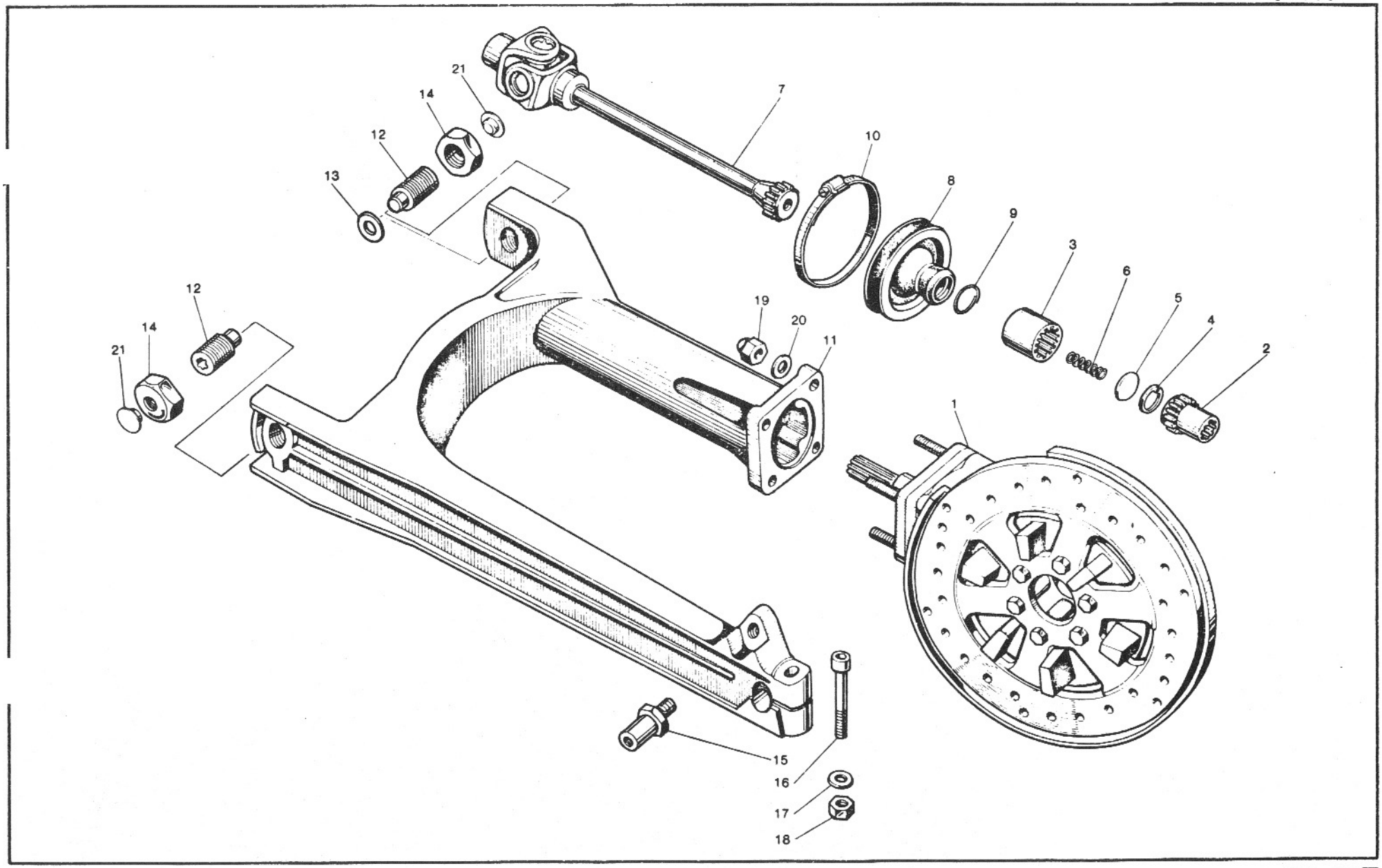

www.guzzitek.org - Revente Interdite - Revendita Vietata - Resaling Forbiden - Wiederverkauf Verboten

B12

FORCELLONE E TRASMISSIONE POSTERIORE FORK AND REAR TRANSMISSION	FOURCHE ET TRANSMISSION AR GABEL UND HINT. KRAFTÜBERTRAGUNG	Tavola - Drawing Table - Bild **11**

NOTE NOTES NOTES MARKE	POS. N.	N. COD. CODE No. No. CODE CODE Nr.	Q.tà Q.ty Q.té M.ge	DENOMINAZIONE	DESCRIPTION	DESIGNATION	BEZEICHNUNG
	1	19 35 02 20	1	Scatola trasmissione completa	Transmission assy	Carter de transm. compl.	K.übertragungsgehäuse
	2	19 32 77 01	1	Manicotto	Sleeve	Manchon	Manschette
	3	19 32 88 01	1	Manicotto collegamento	Sleeve	Manchon	Manschette
	4	90 27 20 23	1	Anello Seeger	Circlip	Jonc d'arrêt	Seegerring
	5	19 32 76 01	1	Dischetto	Disc	Disque	Scheibe
	6	94 32 10 99	1	Molla	Spring	Ressort	Feder
	7	19 32 80 20	1	Giunto cardanico	Joint	Joint	Kardanwelle
	8	19 54 80 01	1	Soffietto di protezione	Bellows	Soufflet	Faltenbag
	9	19 54 81 01	1	Molla	Spring	Ressort	Feder
	10	12 54 82 01	1	Fascetta	Clamp	Collier	Schelle
	11	19 54 02 00	1	Forcellone oscillante	Rear fork	Fourche AR	Hintergabel
	12	19 54 70 00	2	Perno	Pin	Goujon	Stift
	13	35 21 43 00	1	Rondella di spessore	Washer	Rondelle	Scheibe
	14	14 54 78 00	2	Dado	Nut	Ecrou	Mutter
	15	19 55 52 00	1	Perno fissaggio sospensione	Pin	Goujon	Stift
	16	98 05 25 50	1	Vite	Screw	Vis	Schraube
	17	95 00 42 10	1	Ranella	Washer	Rondelle	Scheibe
	18	92 60 22 10	1	Dado	Nut	Ecrou	Mutter
	19	92 78 10 81	4	Dado cieco	Nut	Ecrou borgne	Mutter
	20	14 61 59 01	4	Ranella	Washer	Rondelle	Scheibe
	21	93 18 01 05	2	Tappo per dado cieco	Plug	Bouchon	Stopfen

www.guzzitek.org - Revente Interdite - Revendita Vietata - Resaling Forbiden - Wiederverkauf Verboten

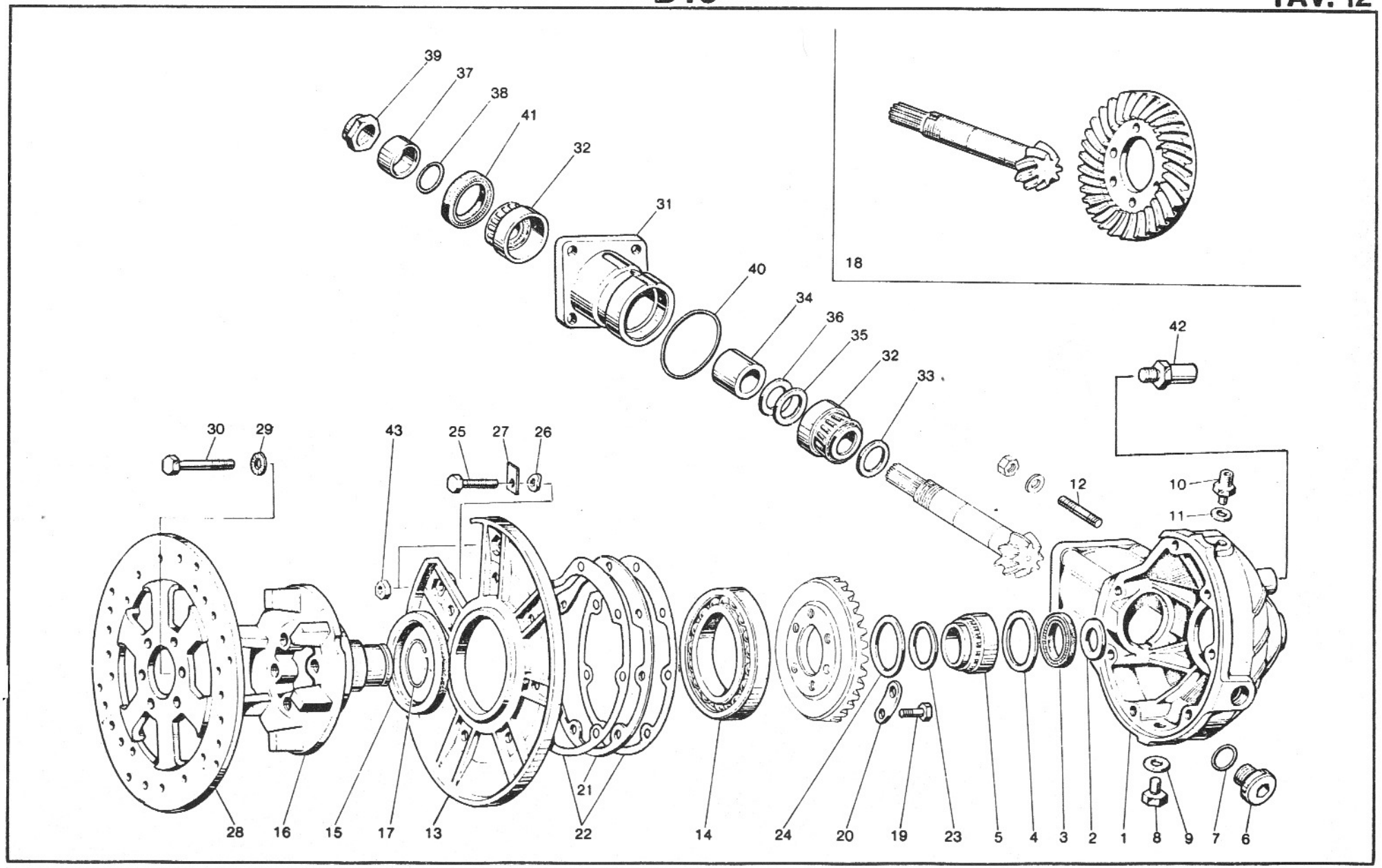

H 216 - V 50 III

www.guzzitek.org - Revente Interdite - Revendita Vietata - Resaling Forbiden - Wiederverkauf Verboten

TRASMISSIONE POSTERIORE
REAR TRANSMISSION

TRANSMISSION AR
HINT. KRAFTÜBERTRAGUNG

Tavola - Drawing
Table - Bild 12

NOTE NOTES NOTES MARKE	POS. N.	N. COD. CODE No. No. CODE CODE Nr.	Q.tà Q.ty Q.té M.ge	DENOMINAZIONE	DESCRIPTION	DESIGNATION	BEZEICHNUNG
	1	19 35 03 20	1	Scatola trasmissione nuda	Transmission housing	Carter de transmission	K.übertragungsgehäuse
	2	19 35 19 00	1	Rondella di spallamento	Washer	Rondelle	Scheibe
	3	90 40 35 47	1	Anello di tenuta	Seal ring	Bague d'étanchéité	Dichtring
	4	19 35 11 00	1	Rondella di spallamento	Washer	Rondelle	Scheibe
	5	92 25 22 35	1	Cuscinetto a rulli	Roller bearing	Roulement à rouleaux	Rollenlager
	6	19 35 12 00	1	Tappo livello olio	Oil level plug	Bouchon d'huile	Ölstandpfopfen
	7	90 70 62 03	1	Guarnizione	Gasket	Joint	Dichtung
	8	95 98 02 12	1	Tappo scarico olio	Oil drain plug	Bouchon de vidange huile	Ölablassschraube
	9	10 52 89 00	1	Rondella alluminio	Washer	Rondelle	Scheibe
	10	19 20 65 01	1	Tappo sfiato completo	Breather assy	Reniflard complet	Entluftungsschlauch
	11	10 52 89 00	1	Guarnizione	Gasket	Joint	Dichtung
	12	96 50 80 45	4	Prigioniero	Stud bolt	Goujon	Stiftschraube
	13	19 35 04 01	1	Coperchio	Cover	Couvercle	Deckel
	14	92 20 10 70	1	Cuscinetto a sfere	Ball bearing	Roulement à billes	Kugellager
	15	90 40 75 90	1	Anello di tenuta	Seal ring	Bague d'étanchéité	Dichtring
	16	19 35 14 01	1	Perno	Pin	Goujon	Stift
	17	90 35 30 30	1	Anello di fermo	Retaining ring	Bague d'arrêt	Sperring
	18	19 35 46 20	1	Coppia conica (Z = 8/31)	Bevel gear (Z = 8/31)	Couple conique (Z = 8/31)	Telleradsatz (Z = 8/31)
	19	12 06 77 01	6	Vite fissaggio corona	Screw	Vis	Schraube
	20	19 35 64 00	3	Piastrina di sicurezza	Lock plate	Plaquette frein	Schliessblech
	21	19 35 54 00	1	Spessore di regolazione mm 0,8	Shim mm 0.8	Cale d'épaisseur mm 0,8	Ausgleichscheibe mm 0,8
	21	19 35 54 02	1	Spessore di regolazione mm 0,9	Shim mm 0.9	Cale d'épaisseur mm 0,9	Ausgleichscheibe mm 0,9
	21	19 35 54 04	1	Spessore di regolazione mm 1	Shim mm 1	Cale d'épaisseur mm 1	Ausgleichscheibe mm 1
	21	19 35 54 06	1	Spessore di regolazione mm 1,1	Shim mm 1.1	Cale d'épaisseur mm 1,1	Ausgleichscheibe mm 1,1
	21	19 35 54 08	1	Spessore di regolazione mm 1,2	Shim mm 1.2	Cale d'épaisseur mm 1,2	Ausgleichscheibe mm 1,2
	21	19 35 54 10	1	Spessore di regolazione mm 1,3	Shim mm 1.3	Cale d'épaisseur mm 1,3	Ausgleichscheibe mm 1,3
	21	19 35 54 11	1	Spessore di regolazione mm 1,4	Shim mm 1.4	Cale d'épaisseur mm 1,4	Ausgleichscheibe mm 1,4
	21	19 35 54 12	1	Spessore di regolazione mm 1,5	Shim mm 1.5	Cale d'épaisseur mm 1,5	Ausgleichscheibe mm 1,5
	21	19 35 54 13	1	Spessore di regolazione mm 1,6	Shim mm 1.6	Cale d'épaisseur mm 1,6	Ausgleichscheibe mm 1,6
	22	19 35 07 00	2	Guarnizione	Gasket	Joint	Dichtung
	23	19 35 23 00	1	Rondella di rasamento	Washer	Rondelle	Scheibe
	24	19 35 35 00	1	Rondella di rasamento	Washer	Rondelle	Scheibe
	25	98 05 44 25	7	Vite fissaggio coperchio	Screw	Vis	Schraube
	26	61 27 03 00	7	Rosetta elastica ondulata	Tooth washer	Rondelle dentée	Zahnscheibe
	27	95 18 70 08	7	Piastrina di sicurezza	Lock plate	Plaquette frein	Schliessblech
	28	19 63 57 35	1	Disco freno posteriore	Rear brake disc	Disque frein AR	Hint. Bremsescheibe
	29	14 61 59 01	6	Rondella di sicurezza	Washer	Rondelle	Scheibe
	30	98 05 44 18	6	Vite fissaggio disco	Screw	Vis	Schraube
	31	19 35 24 01	1	Custodia	Flange	Flasque	Flansch
	32	92 24 92 20	2	Cuscinetto a rulli	Roller bearing	Roulement à rouleaux	Rollenlager

www.guzzitek.org - Revente Interdite - Revendita Vietata - Resaling Forbiden - Wiederverkauf Verboten

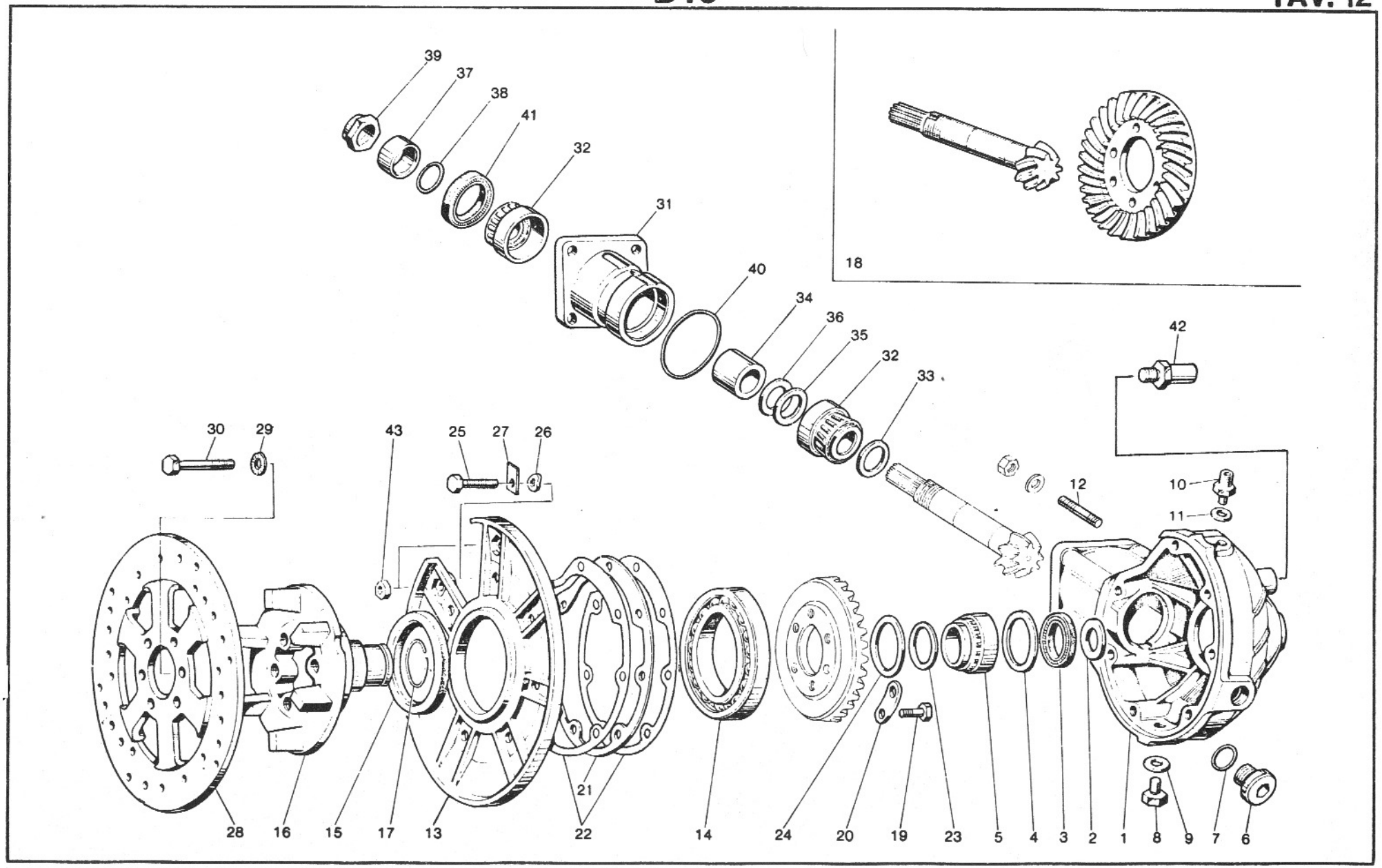

H 216 - V 50 III

www.guzzitek.org - Revente Interdite - Revendita Vietata - Resaling Forbiden - Wiederverkauf Verboten

TRASMISSIONE POSTERIORE
REAR TRANSMISSION

TRANSMISSION AR
HINT. KRAFTÜBERTRAGUNG

Tavola - Drawing
Table - Bild 12

NOTE NOTES NOTES MARKE	POS. N.	N. COD. CODE No. No. CODE CODE Nr.	Q.tà Q.ty Q.té M.ge	DENOMINAZIONE	DESCRIPTION	DESIGNATION	BEZEICHNUNG
	33	19 35 53 00	1-2	Spessore per pignone mm 1	Pinion shim mm 1	Cale d'épaisseur mm 1	Ausgleichscheibe mm 1
	33	19 35 53 01	1-2	Spessore per pignone mm 1,1	Pinion shim mm 1.1	Cale d'épaisseur mm 1,1	Ausgleichscheibe mm 1,1
	33	19 35 53 02	1-2	Spessore per pignone mm 1,2	Pinion shim mm 1.2	Cale d'épaisseur mm 1,2	Ausgleichscheibe mm 1,2
	33	19 35 53 03	1-2	Spessore per pignone mm 1,3	Pinion shim mm 1.3	Cale d'épaisseur mm 1,3	Ausgleichscheibe mm 1,3
	33	19 35 53 04	1-2	Spessore per pignone mm 1,4	Pinion shim mm 1.4	Cale d'épaisseur mm 1,4	Ausgleichscheibe mm 1,4
	33	19 35 53 05	1-2	Spessore per pignone mm 1,5	Pinion shim mm 1.5	Cale d'épaisseur mm 1,5	Ausgleichscheibe mm 1,5
	33	19 35 53 06	1-2	Spessore per pignone mm 1,6	Pinion shim mm 1.6	Cale d'épaisseur mm 1,6	Ausgleichscheibe mm 1,6
	33	19 35 53 07	1-2	Spessore per pignone mm 1,7	Pinion shim mm 1.7	Cale d'épaisseur mm 1,7	Ausgleichscheibe mm 1,7
	33	19 35 53 08	1-2	Spessore per pignone mm 1,8	Pinion shim mm 1.8	Cale d'épaisseur mm 1,8	Ausgleichscheibe mm 1,8
	33	19 35 53 09	1-2	Spessore per pignone mm 1,9	Pinion shim mm 1.9	Cale d'épaisseur mm 1,9	Ausgleichscheibe mm 1,9
	34	19 35 51 00	1	Distanziale	Spacer	Entretoise	Distanzstück
	35	19 35 52 00	1-2	Rosetta regolazione mm 0,1	Shim mm 0.1	Rondelle d'ajust. mm 0,1	Passscheibe mm 0,1
	36	19 35 52 02	1-11	Rosetta regolazione mm 0,15	Shim mm 0.15	Rondelle d'ajust. mm 0,15	Passscheibe mm 0,15
	37	19 35 68 01	1	Distanziale	Spacer	Entretoise	Distanzstück
	38	90 70 61 88	1	Anello di tenuta	Seal ring	Bague d'étanchéité	Dichtring
	39	19 35 67 00	1	Dado bloccaggio	Nut	Ecrou	Mutter
	40	90 70 65 52	1	Guarnizione	Gasket	Joint	Dichtung
	41	90 40 32 47	1	Anello di tenuta	Seal ring	Bague d'étanchéité	Dichtring
	42	19 55 52 00	1	Perno fissaggio sospensione	Pin	Goujon	Stift
	43	92 60 22 08	2	Dado	Nut	Ecrou	Mutter

www.guzzitek.org - Revente Interdite - Revendita Vietata - Resaling Forbiden - Wiederverkauf Verboten

MODIFICATIONS TO SPARE PARTS CATALOGUE

CODE. 1992 0080 A V.50 III MONZA

PAGE	PIC.NO.	V.50 MONZA CODE	V.50 III CODE	DESCRIPTION
A.2	-	1999 1475	1999 1480	ENG / TRANS.
A.10	34	1912 0775	1912 0707	R/H PIPE
A.10	35	1912 0776	1912 0706	L/H PIPE
A.12	50	1912 8635	1912 8605	PLATE
A.12	52	1912 8735	1912 8605	PLATE
B.6	-	1999 1580	1999 1540	TRANS. ASSEMBLY
B.10	51	1925 6935	1925 6920	LEVER
B.10	54	1925 0935	1925 0900	TRANS. LEVER
B.4	20	1921 0780 (15T.)	1921 0750 (14T.)	COUNTER SHAFT
B.10	57	1921 1180 (22T.)	1921 1151 (23T.)	IDLE GEAR

www.guzzitek.org - Revente Interdite - Revendita Vietata - Resaling Forbiden - Wiederverkauf Verboten



SPARE PARTS CATALOGUE

V50 III FRAME SECTION

CODE 19920080 B

www.guzzitek.org - Revente Interdite - Revendita Vietata - Resaling Forbiden - Wiederverkauf Verboten

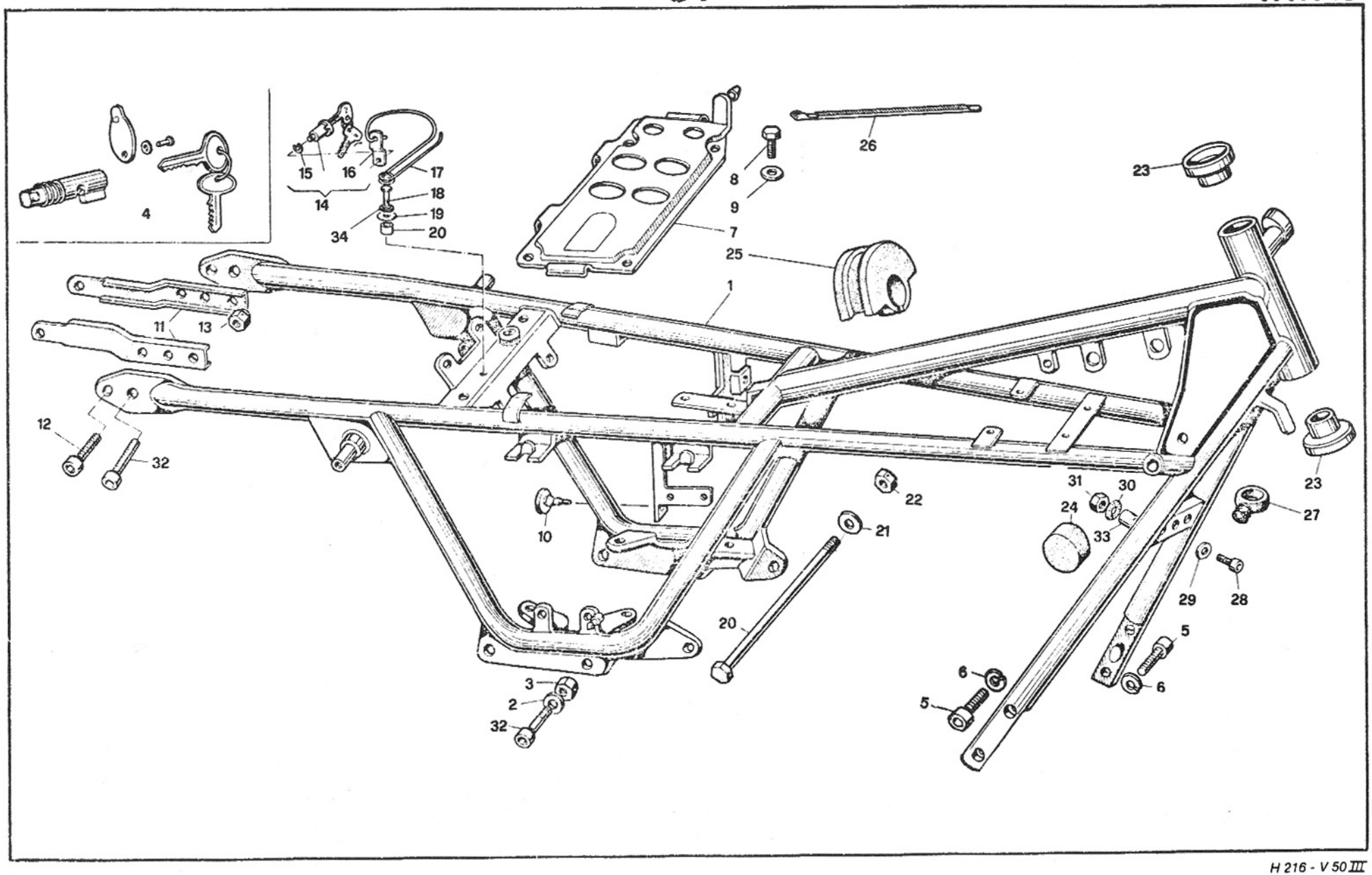

H 216 - V 50 III

www.guzzitek.org - Revente Interdite - Revendita Vietata - Resaling Forbiden - Wiederverkauf Verboten

C2

TELAIO FRAME	CHASSIS RAHMEN	Tavola - Drawing Table - Bild 13

NOTE NOTES NOTES MARKE	POS. N.	N. COD. CODE No. No. CODE CODE Nr.	Q.tà Q.ty Q.té M.ge	DENOMINAZIONE	DESCRIPTION	DESIGNATION	BEZEICHNUNG
	1	19 40 01 80	1	Telaio completo	Frame, assy	Châssis complet	Rahmen, kpl.
	2	95 00 42 10	2	Rondella	Washer	Rondelle	Unterlegscheibe
	3	92 60 22 10	2	Dado	Nut	Ecrou	Mutter
	4	39 78 25 00	1	Antifurto con chiavi	Anti-theft with keys	Antivol avec clés	Diebstahlschutz mit Schl.
	5	98 62 25 22	4	Vite	Screw	Vis	Schraube
	6	95 12 01 05	4	Rondella elastica	Spring washer	Rondelle élastique	Federscheibe
	7	19 41 82 00	1	Piastra porta batteria	Plate	Plaque	Platte
	8	98 05 44 18	4	Vite	Screw	Vis	Schraube
	9	95 00 42 08	4	Rosetta piana	Washer	Rondelle	Unterlegscheibe
	10	19 70 59 00	4	Tappo	Plug	Bouchon	Stopfen
	11	19 43 91 80	2	Supporto parafango posteriore	Rear fender bracket	Support d'aile AR	Hint. Kotflügelstütze
	12	98 82 24 20	2	Vite	Screw	Vis	Schraube
	13	92 63 05 08	4	Dado autobloccante	Self-locking nut	Ecrou à autoblocage	Hutmutter
	14	19 46 87 80	1	Serratura completa per sella	Lock complete	Serrure complète	Schlose, kpl.
	15	19 10 49 50	1	Fascetta elastica a lamelle	Spring clamp	Collier élastique	Federschelle
	16	66 10 50 00	1	Piastrino	Plate	Plaque	Platte
	17	19 46 18 80	1	Molla per chiusura sella	Spring	Ressort	Feder
	18	98 05 43 18	1	Vite fissaggio molla	Screw	Vis	Schraube
	19	95 10 01 41	1	Rosetta	Washer	Rondelle	Unterlegscheibe
	20	91 18 07 06	1	Distanziale per molla	Spacer	Entretoise	Distanzstück
	21	95 00 42 10	1	Rondella	Washer	Rondelle	Unterlegscheibe
	22	92 60 22 10	1	Dado	Nut	Ecrou	Mutter
	23	39 51 50 00	2	Calotta	Cap	Couvercle	Deckel
	24	39 10 34 00	2	Gommino	Rubber	Caoutchouc	Gummistück
	25	14 10 71 00	1	Tampone centrale	Rubber buffer	Tampon en caoutchouc	Gummipuffer
	26	14 60 96 50	1	Fascetta	Clamp	Collier	Schelle
	27	19 43 65 00	1	Occhiello	Screw eye	Oeillet	Anschlussöse
	28	98 83 04 30	1	Vite	Screw	Vis	Schraube
	29	95 00 02 08	1	Rondella piana	Washer	Rondelle	Unterlegscheibe
	30	95 02 11 08	1	Rondella elastica ondulata	Tooth washer	Rondelle élastique	Federscheibe
	31	92 60 22 08	1	Dado	Nut	Ecrou	Mutter
	32	98 82 24 25	2	Vite	Screw	Vis	Schraube
	33	91 18 10 16	1	Distanziale	Spacer	Entretoise	Distanzstück
	34	95 02 11 06	1	Rosetta dentellata	Tooth washer	Rondelle dentée	Zahnscheibe

www.guzzitek.org - Revente Interdite - Revendita Vietata - Resaling Forbiden - Wiederverkauf Verboten

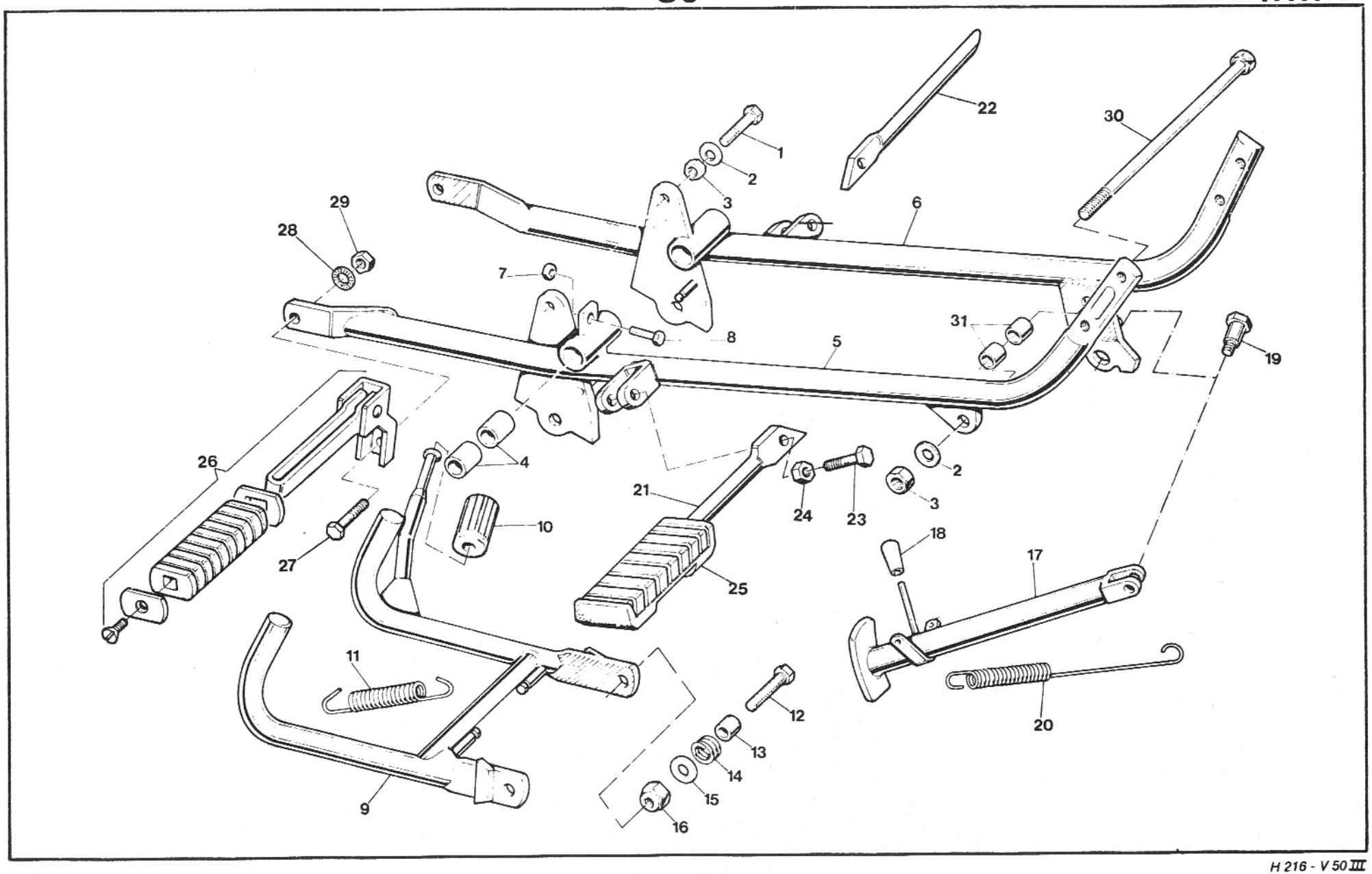

H 216 - V 50 III

www.guzzitek.org - Revente Interdite - Revendita Vietata - Resaling Forbiden - Wiederverkauf Verboten

C4

CULLA TELAIO - PEDANE - CAVALLETTO FRAME - FOOT REST - STAND	CHASSIS - REPOSE-PIEDS - BEQUILLE RAHMEN - FUSSRASTE - STÄNDER					Tavola - Drawing Table - Bild	14
NOTE NOTES NOTES MARKE	POS. N.	N. COD. CODE No. No. CODE CODE Nr.	Q.tà Q.ty Q.té M.ge	DENOMINAZIONE	DESCRIPTION	DESIGNATION	BEZEICHNUNG
	1	98 05 25 65	2	Vite lunga	Long screw	Vis longe	Lange Schraube
	2	95 00 42 10	3	Rondella	Washer	Rondelle	Scheibe
	3	92 60 22 10	3	Dado	Nut	Ecrou	Mutter
	4	18 25 20 50	4	Boccola	Bush	Douille	Buchse
	5	19 42 03 00	1	Braccio culla destro	R.H. arm	Bras D	Arm R.
	6	19 42 21 00	1	Braccio culla sinistro	L.H. arm	Bras G	Arm L.
	7	92 60 22 06	1	Dado	Nut	Ecrou	Mutter
	8	98 05 43 22	1	Vite registro	Adjusting screw	Vis de réglage	Einstellschraube
	9	19 43 03 05 ✓	1	Cavalletto	Stand	Bequille	Ständer
	10	13 43 26 40	1	Pedalino in gomma	Rubber foot rest	Caoutchouc de rep.-pieds	Fussrastegummi
	11	12 43 40 01	2	Molla	Spring	Ressort	Feder
	12	98 05 45 30	2	Vite	Screw	Vis	Schraube
	13	91 18 11 14	2	Distanziale	Spacer	Entretoise	Distanzstück
	14	94 32 22 15	1	Molla	Spring	Ressort	Feder
	15	95 00 02 10	2	Ranella	Washer	Rondelle	Scheibe
	16	92 63 05 10	2	Dado	Nut	Ecrou	Mutter
	17	19 43 20 00	1	Puntone laterale	Side bar	Tirant latéral	Seitenstange
	18	19 43 30 00	1	Gommino	Rubber	Caoutchouc	Gummistück
	19	99 10 51 29	1	Perno	Pin	Goujon	Stift
	20	19 43 40 00	2	Molla	Spring	Ressort	Feder
	21	39 44 07 00	1	Tubo destro portapedana	R.H. pipe	Tuyau D	Rohr, R.
	22	39 44 18 00	1	Tubo sinistro portapedana	L.H. pipe	Tuyau G	Rohr, L.
	23	98 82 04 30	2	Vite	Screw	Vis	Schraube
	24	92 60 22 08	2	Dado	Nut	Ecrou	Mutter
	25	39 44 32 00	2	Pedana in gomma anteriore	Front foot rest, rubber	Caoutchouc de rep.-pieds AV	Vord. Fussrastegummi
	26	61 44 23 00	2	Pedana appoggiapiedi posteriore	Rear foot rest arm	Bras de repose-pieds AR	Hint. Fussrastearm
	27	98 05 45 22	2	Vite	Screw	Vis	Schraube
	28	95 02 11 10	2	Rosetta dentellata	Shakery washer	Rondelle dentée	Zahnscheibe
	29	92 60 24 10	2	Dado	Nut	Ecrou	Mutter
	30	53 42 95 00	1	Tirante	Bolt	Boulon	Bolzen
	31	19 01 70 00	2	Distanziale	Spacer	Entretoise	Distanzstück

www.guzzitek.org - Revente Interdite - Revendita Vietata - Resaling Forbiden - Wiederverkauf Verboten

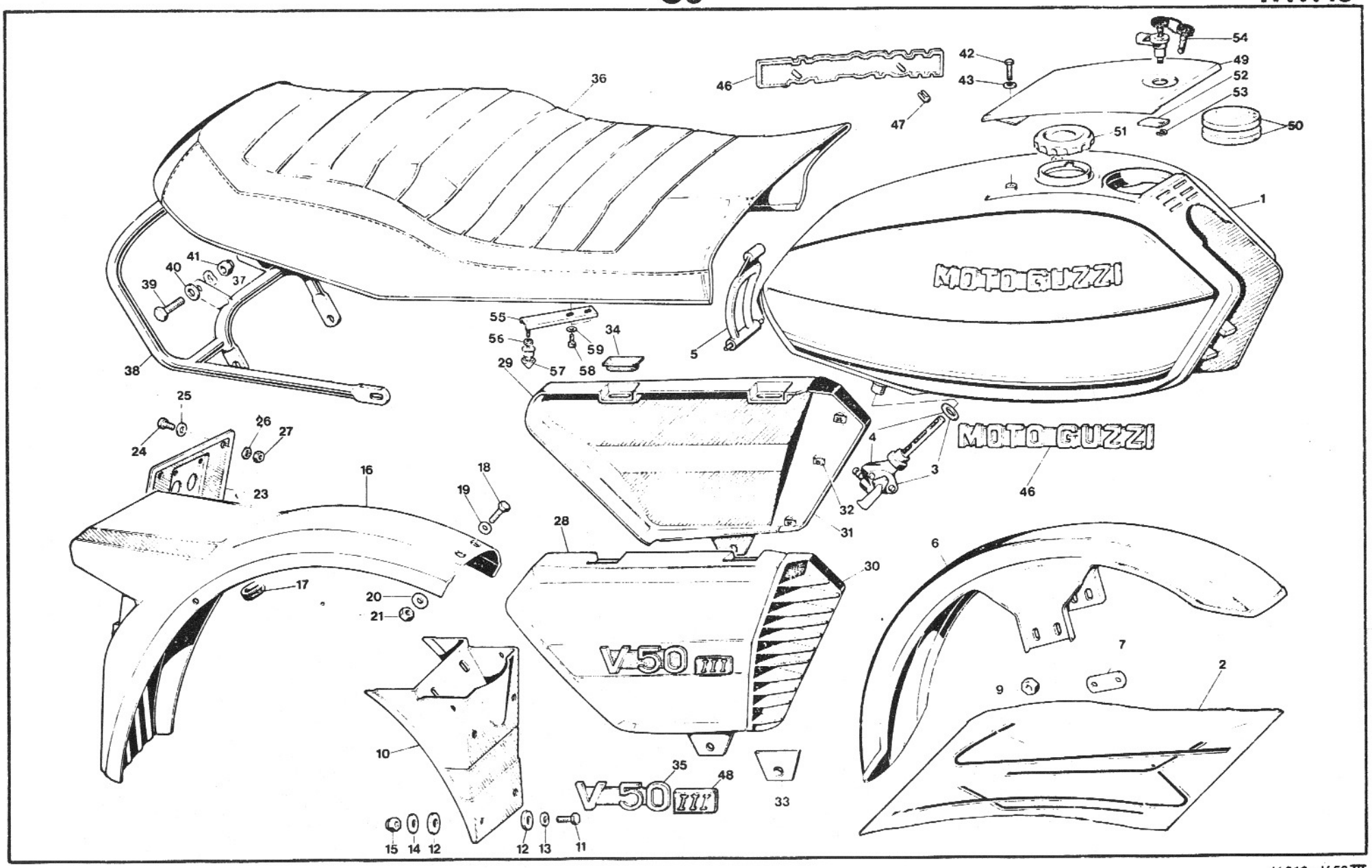

H 216 - V 50 III

www.guzzitek.org - Revente Interdite - Revendita Vietata - Resaling Forbiden - Wiederverkauf Verboten

CARROZZERIA BODY	CARROSSERIE KAROSSERIE						Tavola - Drawing Table - Bild 15
NOTE NOTES NOTES MARKE	POS. N.	N. COD. CODE No. No. CODE CODE Nr.	Q.tà Q.ty Q.té M.ge	DENOMINAZIONE	DESCRIPTION	DESIGNATION	BEZEICHNUNG
	1	19 10 02 80	1	Serbatoio (rosso)	Fuel tank (red)	Réservoir (rouge)	Kraftstoffbehälter (rot)
	1	19 10 02 81	1	Serbatoio (grigio chiaro)	Fuel tank (light-grey)	Réservoir (gris clair)	Kraftstoffbehälter (hell-grau)
	1	19 10 02 82	1	Serbatoio (marrone metallizzato)	Fuel tank (metalizzed brown)	Réservoir (marron métallisé)	Kraftstoffbehälter (Metallisiertbraun)
	2	19 92 33 80	1	Serie decalcomanie (per colore marrone-rosso)	Decal set (brown - red mod.)	Jeu de décalcomanies (marron - rouge mod.)	Abziehbildsatz (braun - rot Mod.)
	2	19 92 33 81	1	Serie decalcomanie (per colore grigio)	Decal set (grey mod.)	Jeu de décalcomanies (gris mod.)	Abziehbildsatz (grau Mod.)
	3	65 10 54 00	1	Rubinetto destro	R.H. fuel tap	Robinet D	Kraftstoffhahn, R.
	4	65 10 54 01	1	Rubinetto sinistro	L.H. fuel tap	Robinet G	Kraftstoffhahn, L.
	5	19 10 27 50	1	Tirante	Rod	Tirant	Stange
	6	19 43 44 05	1	Parafango anteriore (rosso)	Front fender (red)	Aile AV (rouge)	Vord. Kotflügel (rot)
	6	19 43 44 06	1	Parafango anteriore (grigio chiaro)	Front fender (light-grey)	Aile AV (gris clair)	Vord. Kotflügel (hell-grau)
	6	19 43 44 09	1	Parafango anteriore (marrone metallizzato)	Front fender (metallized brown)	Aile AV (marron métallisé)	Vord. Kotflügel (Metallisiertbraun)
	7	19 43 66 00	2	Piastrino per parafango anteriore	Plate	Plaque	Platte
	9	92 60 22 08	4	Dado	Nut	Ecrou	Mutter.
	10	19 43 87 35	1	Paraspruzzi	Wheelshield	Cache-roue	Zierdeckel
	11	98 05 43 20	4	Vite	Screw	Vis	Schraube
	12	93 11 00 60	8	Spessore in gomma	Rubber spacer	Entretoise en caoutchouc	Gummistück
	13	95 00 02 06	4	Rosetta piana	Washer	Rondelle	Unterlegscheibe
	14	95 10 01 41	4	Rosetta piana	Washer	Rondelle	Unterlegscheibe
	15	92 63 01 06	4	Dado autobloccante	Self-locking nut	Ecrou à autoblocage	Hutmutter
	16	19 43 70 81	1	Parafango posteriore (rosso)	Rear fender (red)	Aile AR (rouge)	Hint. Kotflügel (rot)
	16	19 43 70 82	1	Parafango posteriore (grigio chiaro)	Rear fender (light-grey)	Aile AR (gris clair)	Hint. Kotflügel (hell-grau)
	16	19 43 70 83	1	Parafango posteriore (marrone metallizzato)	Rear fender (metallized brown)	Aile AR (marron métallisé)	Hint. Kotflügel (Metallisiertbraun)
	17	19 74 88 80	1	Gommino passacavo	Rubber grommet	Guide câble	Gummistülle
	18	98 05 43 12	2	Vite	Screw	Vis	Schraube
	19	95 00 42 06	2	Rondella	Washer	Rondelle	Unterlegscheibe
	20	95 10 01 21	2	Rondella	Washer	Rondelle	Unterlegscheibe
	21	92 60 22 06	2	Dado	Nut	Ecrou	Mutter
	23	39 47 46 00	1	Piastra portatarga	Number pl. hol. plate	Plaque porte-pl. de pol.	Nummerschildplatte
	24	98 20 04 08	4	Vite	Screw	Vis	Schraube
	25	95 00 02 04	4	Rondella piana	Washer	Rondelle	Unterlegscheibe
	26	95 12 90 80	4	Rondella ondulata	Washer	Rondelle	Unterlegscheibe
	27	92 60 22 04	4	Dado	Nut	Ecrou	Mutter
	28	19 47 62 81	1	Coperchio destro (rosso)	R.H. cover (red)	Couvercle D (rouge)	Deckel, R. (rot)

www.guzzitek.org - Revente Interdite - Revendita Vietata - Resaling Forbiden - Wiederverkauf Verboten

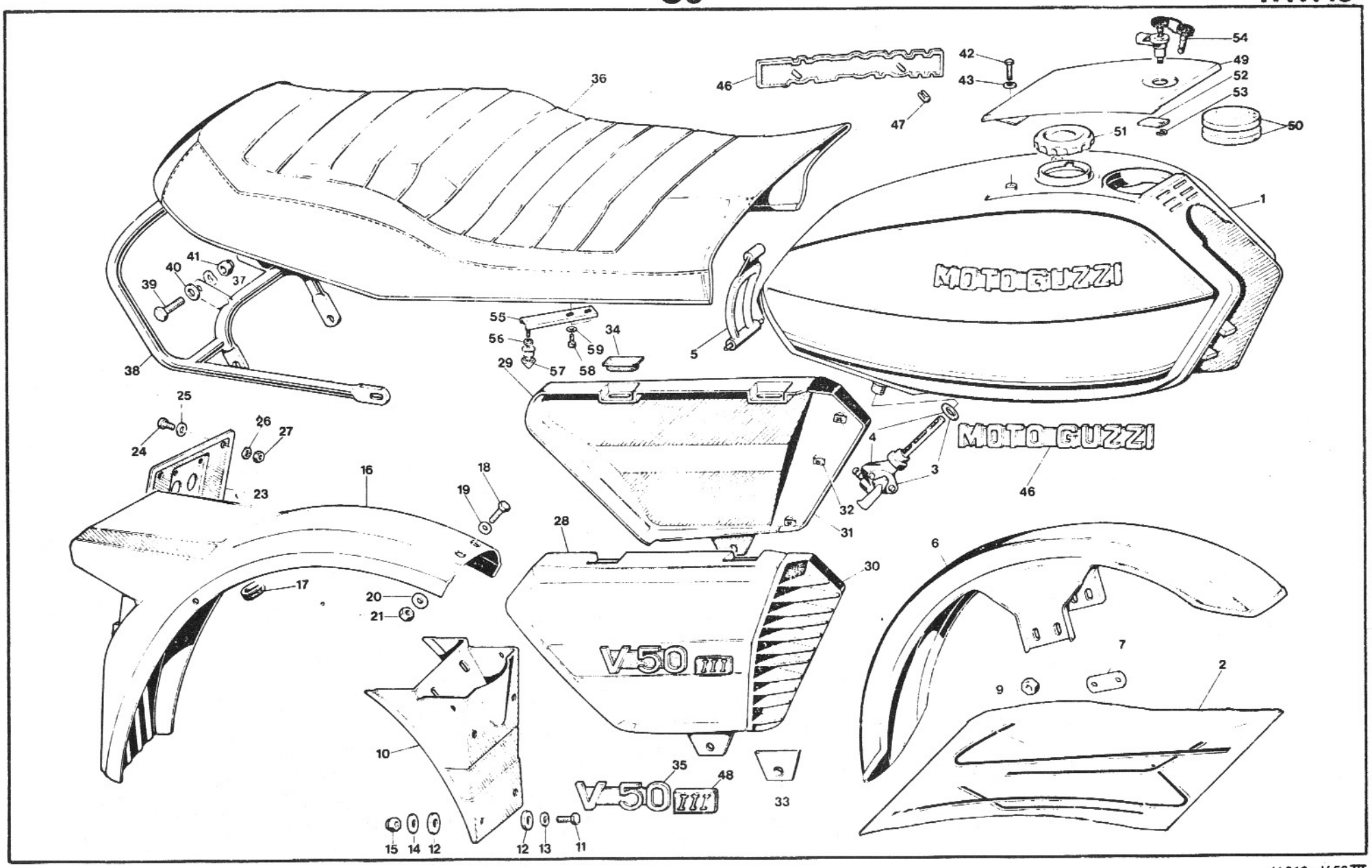

H 216 - V 50 III

www.guzzitek.org - Revente Interdite - Revendita Vietata - Resaling Forbiden - Wiederverkauf Verboten

CARROZZERIA BODY		CARROSSERIE KAROSSERIE					Tavola - Drawing Table - Bild 15
NOTE NOTES NOTES MARKE	POS. N.	N. COD. CODE No. No. CODE CODE Nr.	Q.tà Q.ty Q.té M.ge	DENOMINAZIONE	DESCRIPTION	DESIGNATION	BEZEICHNUNG
	28	19 47 62 82	1	Coperchio destro (grigio chiaro)	R.H. cover (light-grey)	Couvercle D (gris clair)	Deckel, R. (hell-grau)
	28	19 47 62 83	1	Coperchio destro (marrone metallizzato)	R.H. cover (metallized brown)	Couvercle D (marron métallisé)	Deckel, R. (Metallisiertbraun)
	29	19 47 63 81	1	Coperchio sinistro (rosso)	L.H. cover (red)	Couvercle G (rouge)	Deckel, L. (rot)
	29	19 47 63 82	1	Coperchio sinistro (grigio chiaro)	L.H. cover (light-grey)	Couvercle G (gris clair)	Deckel, L. (hell-grau)
	29	19 47 63 83	1	Coperchio sinistro (marrone metallizzato)	L.H. cover (metallized brown)	Couvercle G (marron métallisé)	Deckel, L. (Metallisiertbraun)
	30	19 47 81 50	1	Griglia destra	R.H. cover grill	Grille D	Deckelgrill, R.
	31	19 47 82 50	1	Griglia sinistra	L.H. cover grill	Grille G	Deckelgrill, L.
	32	39 92 22 00	14	Piastrina a pressione	Plate	Plaque	Piatte
	33	19 47 85 50	2	Settore elastico	Flexible spacer ring	Entretoise élastique	Elast. Distanzıohr
	34	19 47 87 50	4	Gommino	Rubber block	Caoutchouc	Gummistück
	35	19 92 20 51	2	Marchio per coperchi	Mark	Marque	Marke
	36	19 46 05 80	1	Sella completa	Saddle, complete	Selle complète	Sattel, kpl.
	37	61 27 03 00	2	Rosetta elastica	Spring washer	Rondelle élastique	Federscheibe
	38	19 46 43 80	1	Maniglia	Handgrip	Poignée	Handgriff
	39	98 05 44 20	2	Vite	Screw	Vis	Schraube
	40	95 00 02 08	2	Rosetta piana	Washer	Rondelle	Unterlegscheibe
	41	92 63 01 08	2	Dado autofrenante	Nut	Ecrou	Mutter
	42	98 05 42 10	2	Vite	Screw	Vis	Schraube
	43	95 12 91 00	2	Rosetta	Washer	Rondelle	Unterlegscheibe
	46	14 91 73 00	2	Marchio per serbatoio	Mark	Marque	Marke
	47	14 10 51 00	4	Fermaglio	Fastener clip	Agrafe	Klammer
	48	19 92 20 80	2	Marchio per coperchi	Mark	Marque	Marke
	49	19 10 40 06	1	Coperchio tappo serbatoio (rosso)	Cover (red)	Couvercle (rouge)	Deckel (rot)
	49	19 10 40 07	1	Coperchio per tappo serbatoio (grigio chiaro)	Cover (light-grey)	Couvercle (gris clair)	Deckel (hell-grau)
	49	19 10 40 80	1	Coperchio tappo serbatoio (marrone metallizzato)	Cover (metallized brown)	Couvercle (marron métallisé)	Deckel (Metallisiertbraun)
	50	19 10 43 35	2	Gommino appoggio coperchio	Rubber block	Caoutchouc	Gummistück
	51	14 10 39 55	1	Tappo serbatoio carburatne	Plug	Bouchon	Stopfen
	52	18 10 50 01	1	Chiavistello	Latch	Verrou	Drücker
	53	19 10 49 50	1	Fascetta elastica a lamella	Spring clamp	Collier élastique	Federschelle
	54	14 10 44 55	1	Serratura con chiavi per coperchio tappo serbatoio	Lock with keys	Serrure avec clés	Schluss mit Schlüssel
	55	19 46 13 80	1	Staffa per perno fissaggio sella	Rod	Tige	Stange
	56	92 60 24 06	1	Dado per perno	Nut	Ecrou	Mutter
	57	19 46 29 81	1	Perno chiusura sella	Pin	Goujon	Stift
	58	98 62 22 10	2	Vite fissaggio staffa	Screw	Vis	Schraube
	59	95 10 00 59	2	Rosetta	Washer	Rondelle	Unterlegscheibe
	–	897 392 101	–	Kg 1 vernice (rosso)	1 kg paint (red)	Kg 1 peinture (rouge)	1 kg Farbe (rot)
	–	897 393 310	–	Kg 1 vernice (grigio chiaro)	1 kg paint (light-grey)	Kg 1 peinture (gris clair)	1 kg Farbe (hell-grau)
	–	897 393 373	–	Kg 1 vernice (marrone metallizzato)	1 kg paint (metal. brown)	Kg 1 peinture (marron mét.)	1 kg Farbe (Metallic braun)

www.guzzitek.org - Revente Interdite - Revendita Vietata - Resaling Forbiden - Wiederverkauf Verboten

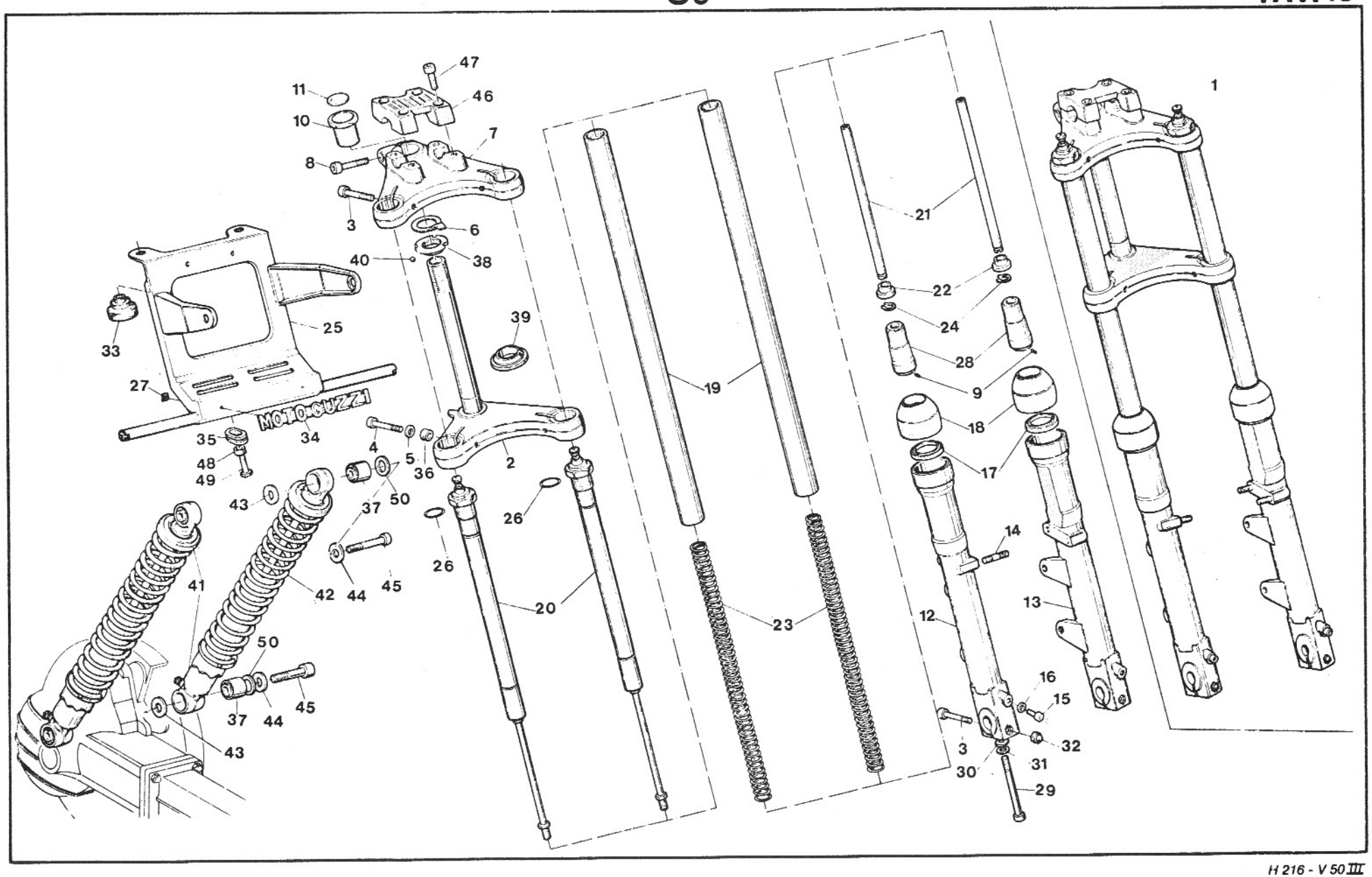

H 216 - V 50 III

www.guzzitek.org - Revente Interdite - Revendita Vietata - Resaling Forbiden - Wiederverkauf Verboten

C10

SOSPENSIONI ANTERIORE E POSTERIORE FRONT AND REAR SUSPENSIONS	SUSPENSIONS AV ET AR VORD. - HINTERRADAUFHÄNGUNG	Tavola - Drawing Table - Bild **16**

NOTE NOTES NOTES MARKE	POS. N.	N. COD. CODE No. No. CODE CODE Nr.	Q.tà Q.ty Q.té M.ge	DENOMINAZIONE	DESCRIPTION	DESIGNATION	BEZEICHNUNG
	1	19 49 02 80	1	Forcella senza foderi	Fork without stay tube	Fourche sans tuyau étai	Gabel ohne Stutzrohr
	2	19 49 40 00	1	Base forcella	Fork yoke	Chape de fourche	Gabeluntersatz
	3	98 62 05 40	4	Vite	Screw	Vis	Schraube
	4	98 62 05 55	2	Vite	Screw	Vis	Schraube
	5	95 00 42 10	2	Rosetta	Washer	Rondelle	Unterlegscheibe
	6	62 49 32 00	1	Rondella di fermo	Washer	Rondelle	Unterlegscheibe
	7	39 49 31 01	1	Testa per forcella	Fork	Tête de fourche	Gabelkopf
	8	98 62 04 35	1	Vite	Screw	Vis	Schraube
	9	95 51 03 08	2	Grano di riferimento	Dowel	Goujon	Zapfen
	10	17 51 66 00	1	Bussola bloccasterzo	Bush	Douille	Buchse
	11	17 51 77 00	1	Marchio per bussola	Mark	Marque	Marke
	12	19 52 26 00	1	Gambale destro	R.H. sleeve	Chemise D	Laufbüchse, R.
	13	19 52 25 00	1	Gambale sinistro	L.H. sleeve	Chemise G	Laufbüchse, L.
	14	96 50 80 21	4	Prigioniero	Stud bolt	Goujon	Stiftschraube
	15	98 62 03 12	2	Vite scarico olio	Oil drain screw	Vis de vidange huile	Olablassschraube
	16	95 10 01 16	2	Rondella alluminio	Washer	Rondelle	Unterlegscheibe
	17	90 40 32 43	2	Anello di tenuta	Seal ring	Bague d'étanchéité	Dichtring
	18	53 52 45 40	2	Custodia gambali	Dust guard	Cache poussière	Sichmutzfänger
	19	39 52 54 01	2	Braccio per forcella	Fork arm	Bras pour fourche	Gabelarm
	20	19 52 64 80	2	Ammortizzatore	Shock absorber	Amortisseur	Stossdämpfer
	21	19 52 78 80	2	Tubo per asta	Pipe	Tuyau	Rohr
	22	53 52 79 40	2	Estremità per asta	Tube end	Embout	Rohrende
	23	19 52 66 00	2	Molla	Spring	Ressort	Feder
	24	90 27 10 12	2	Anello seeger	Snap ring	Jonc d'arrêt	Seegerring
	25	19 57 47 80	1	Supporto per faro	Support	Support	Halter
	26	90 70 62 38	2	Anello di tenuta	Seal ring	Bague d'étanchéité	Dichtring
	27	39 92 22 00	2	Piastrina a pressione	Plate	Plaque	Platte
	28	19 52 75 80	2	Elemento inferiore	Lower element	Element inférieure	Unt. Element
	29	98 62 04 80	2	Vite	Screw	Vis	Schraube
	30	12 15 42 00	2	Ranella	Washer	Rondelle	Unterlegscheibe
	31	95 00 42 08	2	Rosetta	Washer	Rondelle	Unterlegscheibe
	32	92 78 11 00	2	Dado cieco	Nut	Ecrou	Mutter
	33	19 57 41 80	2	Gommino appoggio supporto	Rubber	Caoutchouc	Gummistück
	34	19 92 34 80	1	Marchio per supporto	Mark	Marque	Marke
	35	19 57 38 80	1	Gommino per supporto	Rubber	Caoutchouc	Gummistück
	36	91 18 11 10	2	Distanziale	Spacer	Entretoise	Distanzstück
	37	14 55 16 55	4	Elemento elastico	Spring element	Element élastique	Federelement
	38	61 51 49 40	1	Calotta superiore	Upper cap	Chapeau supérieure	Oberkappe
	39	61 51 52 40	1	Calotta inferiore	Lower cap	Chapeau inférieure	Unterkappe
	40	92 29 57 04	44	Sfera	Ball	Bille	Kugel

www.guzzitek.org - Revente Interdite - Revendita Vietata - Resaling Forbiden - Wiederverkauf Verboten

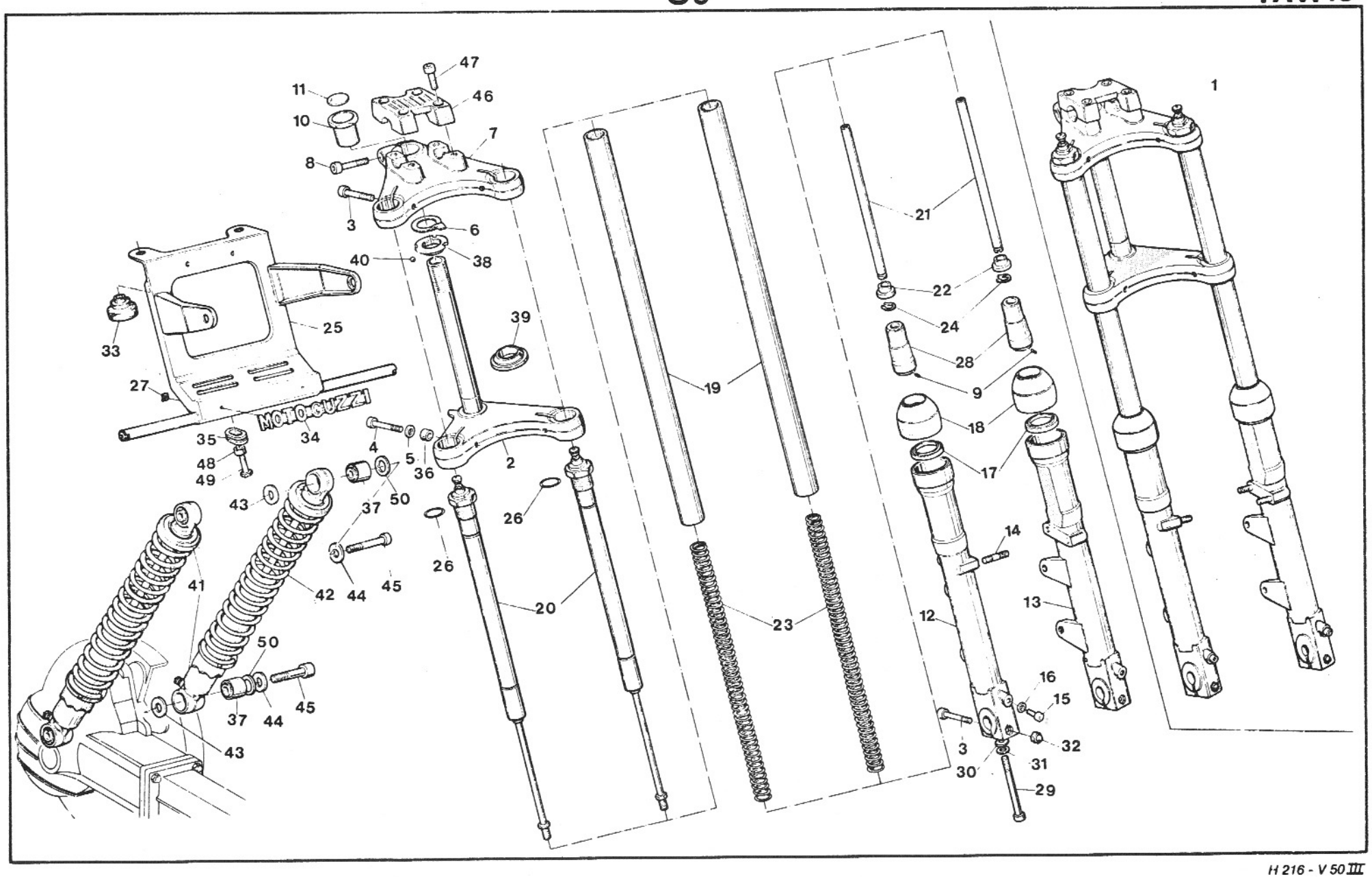

H 216 - V 50 III

www.guzzitek.org - Revente Interdite - Revendita Vietata - Resaling Forbiden - Wiederverkauf Verboten

SOSPENSIONI ANTERIORE E POSTERIORE
FRONT AND REAR SUSPENSIONS

SUSPENSIONS AV ET AR
VORD. - HINTERRADAUFHÄNGUNG

Tavola - Drawing
Table - Bild **16**

NOTE NOTES NOTES MARKE	POS. N.	N. COD. CODE No No. CODE CODE Nr.	Q.tà Q.ty Q.té M.ge	DENOMINAZIONE	DESCRIPTION	DESIGNATION	BEZEICHNUNG
	41	19 55 02 80	2	Sospensione posteriore	Rear suspension	Suspension AR	Hint. Aufhängung
	42	19 55 23 80	2	Molla	Spring	Ressort	Feder
	43	95 00 42 15	4	Rondella interna	Inside washer	Rondelle intérieure	Innenscheibe
	44	95 10 02 56	4	Rondella esterna	Outside washer	Rondelle extérieure	Aussenscheibe
	45	98 82 24 16	4	Vite fissaggio ammortizzatori	Screw	Vis	Schraube
	46	19 50 02 00	1	Morsetto fissaggio manubrio	Clamp	Collier	Schelle
	47	98 83 04 30	4	Vite	Screw	Vis	Schraube
	48	91 18 08 06	1	Distanziale	Spacer	Entretoise	Distanstück
	49	98 32 80 22	1	Vite fissaggio supporto	Screw	Vis	Schraube
	50	95 10 05 24	4	Rosetta piana	Washer	Rondelle	Unterlegscheibe

www.guzzitek.org - Revente Interdite - Revendita Vietata - Resaling Forbiden - Wiederverkauf Verboten

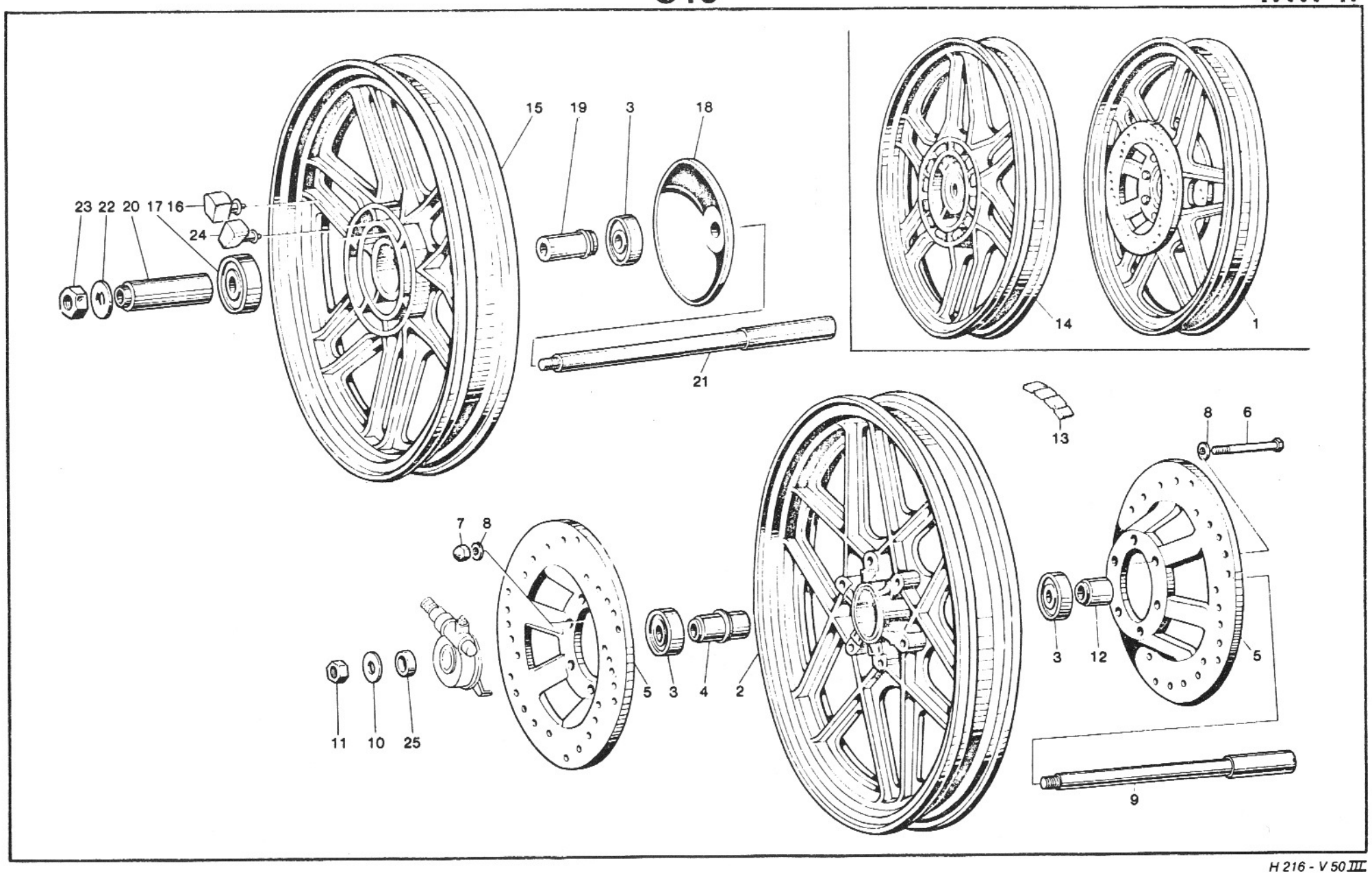

H 216 - V 50 III

www.guzzitek.org - Revente Interdite - Revendita Vietata - Resaling Forbiden - Wiederverkauf Verboten

C14

RUOTA ANTERIORE E POSTERIORE FRONT AND REAR WHEEL	ROUE AV ET AR VORD. HINTERRAD					Tavola - Drawing Table - Bild	17
NOTE NOTES NOTES MARKE	POS. N.	N. COD. CODE No. No. CODE CODE Nr.	Q.tà Q.ty Q.té M.ge	DENOMINAZIONE	DESCRIPTION	DESIGNATION	BEZEICHNUNG
	1	19 61 02 05	1	Ruota anteriore completa	Front wheel, complete	Roue AV, complete	Vorderrad, kpl.
	2	19 61 03 05	1	Ruota anteriore (1.85" x 18")	Front wheel (1.85 x 18")	Roue AV (1.85 x 18")	Vorderrad (1.85 x 18")
	3	92 20 42 17	3	Cuscinetto per mozzo	Bearing	Roulement	Lager
	4	19 61 53 35	1	Distanziale	Spacer	Entretoise	Distanzstück
	5	19 61 33 35	2	Disco freno anteriore	Front disc	Disque AV	Vord. Bremsscheibe
	6	98 05 24 75	6	Vite fissaggio disco	Screw	Vis	Schraube
	7	92 73 00 82	6	Dado autofrenante cieco	Nut	Ecrou	Mutter
	8	95 00 42 08	12	Rondella	Washer	Rondelle	Unterlegscheibe
	9	19 61 41 00	1	Perno ruota anteriore	Front wheel pin	Goujon roue AV	Vorderradstift
	10	95 00 42 17	1	Rosetta	Washer	Rondelle	Scheibe
	11	92 60 25 16	1	Dado	Nut	Ecrou	Mutter
	12	61 61 63 30	1	Distanziale	Spacer	Entretoise	Distanzstück
	13	14 61 61 50	1 ÷ 3	Tavoletta contrappesi	Balance weight	Masse additive	Gewichtsausgleich
	14	19 63 02 00	1	Ruota posteriore completa	Rear wheel, complete	Roue AR, complete	Hinterrad, kpl.
	15	19 63 06 00	1	Ruota posteriore nuda (2.15 x 18")	Rear wheel (2.15 x 18")	Roue AR (2.15 x 18")	Hinterrad (2.15 x 18")
	16	19 63 25 02	6	Elemento parastrappi	Rubber coupling	Joint en caoutchouc	Gummikupplung
	17	92 20 42 18	1	Cuscinetto a sfere	Ball bearing	Roulement à billes	Kugellager
	18	19 63 64 00	1	Protezione	Protection	Protection	Schutz
	19	19 63 39 35	1	Distanziale	Spacer	Entretoise	Distanzstück
	20	19 63 41 00	1	Distanziale	Spacer	Entretoise	Distanzstück
	21	19 63 33 00	1	Perno ruota posteriore	Rear wheel pin	Goujon pour roue AR	Hinterradstift
	22	14 63 44 00	1	Rondella	Washer	Rondelle	Scheibe
	23	92 60 23 16	1	Dado	Nut	Ecrou	Mutter
	24	19 63 25 01	6	Elemento parastrappi	Element	Elément	Element
	25	61 61 56 30	1	Distanziale	Spacer	Entretoise	Distanzstück

www.guzzitek.org - Revente Interdite - Revendita Vietata - Resaling Forbiden - Wiederverkauf Verboten

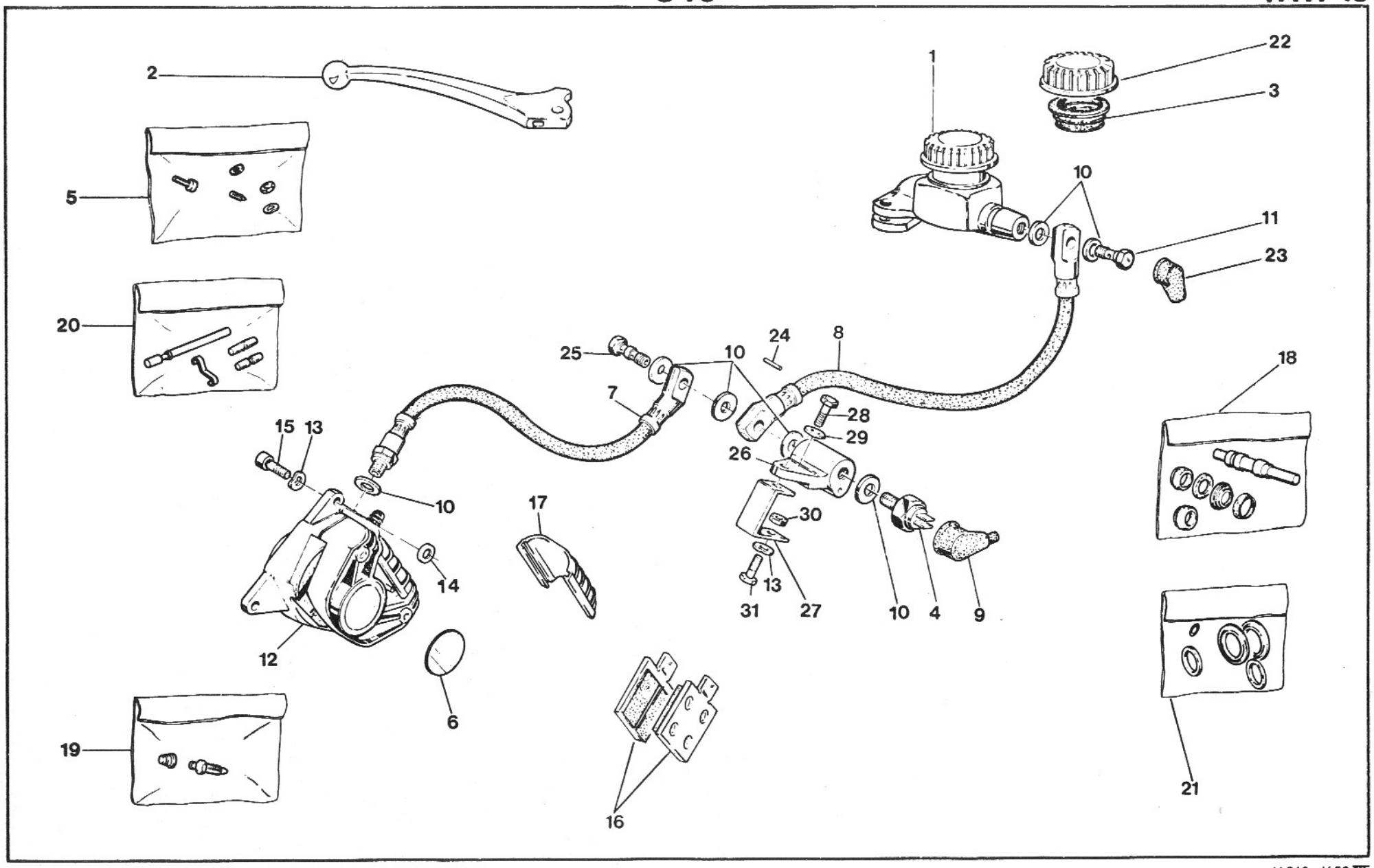

H 216 - V 50 III

www.guzzitek.org - Revente Interdite - Revendita Vietata - Resaling Forbiden - Wiederverkauf Verboten

C16

COMANDO FRENO ANTERIORE DESTRO R.H. FRONT BRAKE CONTROL	COMMANDE DE FREIN AV DROIT VORDERBREMSSTEUERUNG R.	Tavola - Drawing Table - Bild **18**

NOTE NOTES NOTES MARKE	POS. N.	N. COD. CODE No. No. CODE CODE Nr.	Q.tà Q.ty Q.té M.ge	DENOMINAZIONE	DESCRIPTION	DESIGNATION	BEZEICHNUNG
	1	17 66 02 53	1	Pompa serbatoio trasparente	Master cylinder	Maître-cylindre	Bremszylinder
	2	14 60 56 50	1	Leva comando freno anteriore destro	Hand lever	Levier à main	Handhebel
	3	17 66 13 52	1	Membrana a soffietto	Membrane	Membrane	Membran
	4	25 65 70 01	1	Interruttore idraulico stop	Stop light switch	Contacteur de stop	Stoplichtschalter
	5	17 65 94 50	1	Gruppo revisione viti per leva	Screw kit	Kit de vis	Schraube - Rep. Satz
	6	19 65 27 00	1	Decalcomania per pinza	Decal	Décalcomanie	Abziehbild
	7	63 65 71 21	1	Tubazione flessibile	Flexible pipe	Tuyau flexible	Bremsrohr
	8	63 65 71 20	1	Tubazione flessibile	Flexible pipe	Tuyau flexible	Bremsrohr
	9	12 73 51 00	1	Cappuccio	Protective cap	Chapeau de protection	Schutzkappe
	10	25 65 61 00	7	Guarnizione mm 1	Gasket mm 1	Joint mm 1	Dichtung mm 1
	11	95 99 00 33	1	Vite cava	Screw	Vis	Schraube
	12	19 65 23 00	1	Pinza anteriore destra	R.H. front brake caliper	Etrier AV D	Vord. Festsattel, R.
	13	61 27 03 00	3	Rosetta	Washer	Rondelle	Unterlegscheibe
	14	95 10 02 50	2	Rosetta di spallamento (mm 0,5)	Spacer washer (mm 0.5)	Rondelle d'épaul. (mm 0,5)	Einsteilscheibe (mm 0,5)
	14	95 10 02 51	2	Rosetta di spallamento (mm 0,8)	Spacer washer (mm 0.8)	Rondelle d'épaul. (mm 0,8)	Einsteilscheibe (mm 0,8)
	15	98 62 24 22	2	Vite fissaggio pinza	Screw	Vis	Schraube
	16	19 65 46 01	1	Pastiglie freno Ferit I/D 346 (coppia)	Pads Ferit I/D 346 (pair)	Patins de frein Ferit I/D 346 (couple)	Bremsbelag Ferit I/D 346 (Paar)
	17	39 65 47 00	1	Coperchio per pinza	Cover	Couvercle	Deckel
	18	17 65 93 52	1	Gruppo revisione pompa	Master cylinder kit	Kit de maître-cylindre	Hauptbremszyl. Rep. Satz
	19	65 65 92 00	1	Gruppo revisione spurgo	Screw kit	Kit de vis	Schraube - Rep. Satz
	20	39 65 91 00	1	Gruppo revisione perni pastiglie	Pins kit	Kit de pivots	Bremsbelag - Rep. Satz
	21	39 65 90 00	1	Gruppo rev. guarniz. pinza freno	Seals kit	Kit de joints	Dichtung - Rep. Satz
	22	17 66 11 52	1	Coperchio pompa	Master cylinder cover	Couvercle maître-cylindre	Bremszylinderdeckel
	23	39 66 38 01	1	Cappuccio in gomma	Rubber cap	Capuchon en caoutchouc	Gummikappe
	24	95 51 03 11	1	Spina riferimento tubazione	Pin	Goupille	Stift
	25	95 99 00 34	1	Vite cava	Screw	Vis	Schraube
	26	14 65 68 00	1	Ripartitore freno idraulico	Distributor	Raccord	Verteiler
	27	39 65 84 80	1	Piastrino supporto ripartitore	Plate	Plaque	Platte
	28	98 05 43 20	1	Vite	Screw	Vis	Schraube
	29	61 01 38 00	1	Rosetta ondulata	Washer	Rondelle	Unterlegscheibe
	30	92 60 22 06	1	Dado	Nut	Ecrou	Mutter
	31	98 05 44 16	1	Vite	Screw	Vis	Schraube

www.guzzitek.org - Revente Interdite - Revendita Vietata - Resaling Forbiden - Wiederverkauf Verboten

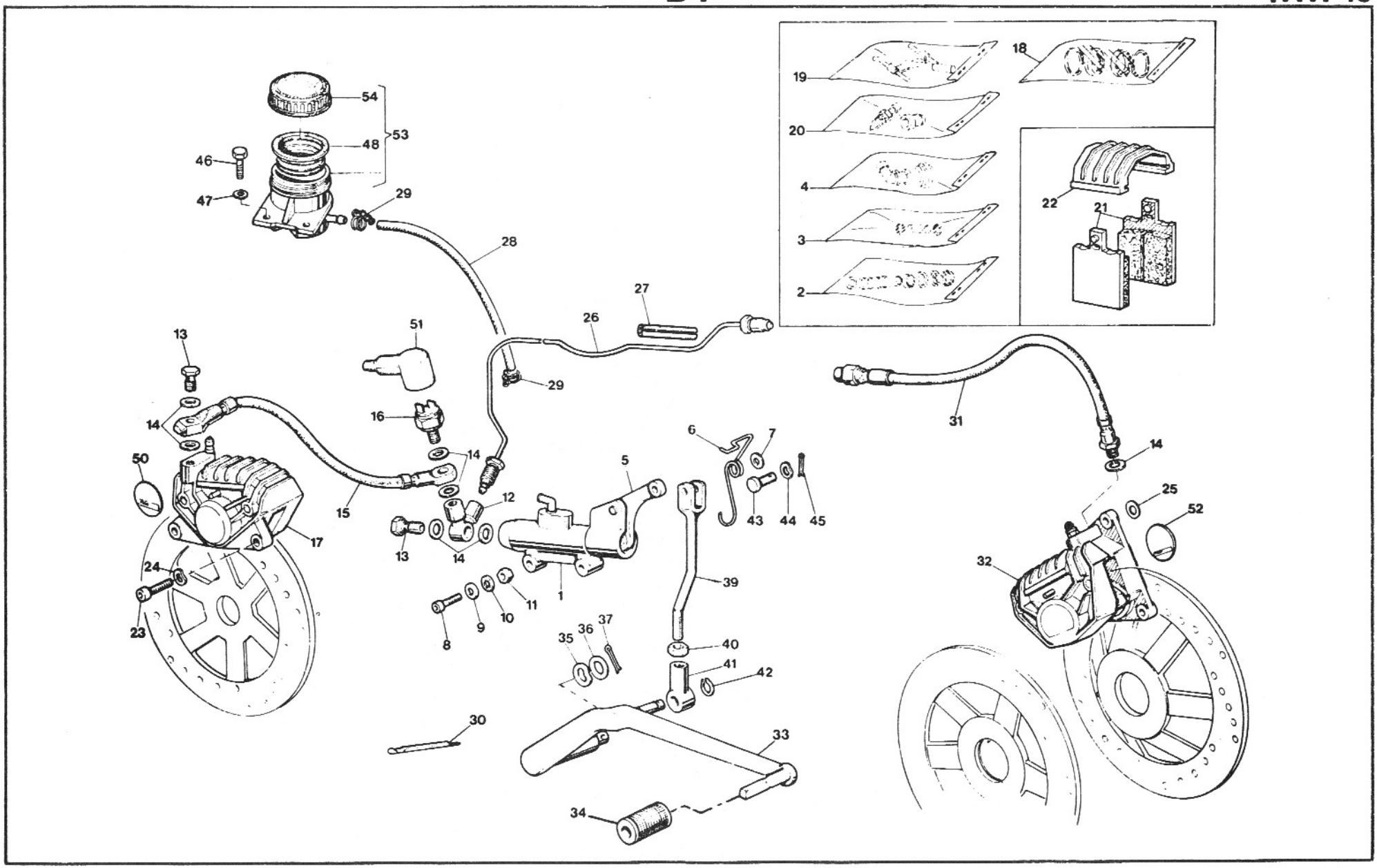

H 216 - V 50 III

www.guzzitek.org - Revente Interdite - Revendita Vietata - Resaling Forbiden - Wiederverkauf Verboten

D2

FRENO ANTERIORE SINISTRO E POSTERIORE REAR-FRONT L.H. BRAKE	FREIN AV G ET AR HINT. L. - VORD. BREMSE	Tavola - Drawing Table - Bild 19

NOTE NOTES NOTES MARKE	POS. N.	N. COD. CODE No. No. CODE CODE Nr.	Q.tà Q.ty Q.té M.ge	DENOMINAZIONE	DESCRIPTION	DESIGNATION	BEZEICHNUNG
	1	19 66 70 00	1	Pompa comando freni anteriori sx e post. senza leva	L.H. front & rear brake pump without lever	Pompe frein AV G et AR sans levier	L. Vord. u. Hint. Bremsepumpe ohne Hebel
	2	17 65 93 50	1	Gruppo revis. guarnizioni pompa freno	Gaskets kit for brake pump	Kit de joints pour pompe frein	Dichtung - Rep. - Satz für Bremsepumpe
	3	19 65 96 00	1	Gruppo revisione perni leva	Lever pins kit	Kit de goujons levier	Hebelstift - Rep. Satz
	4	19 65 95 00	1	Gruppo revisione raccordo pompa freno	Brake pump union kit	Kit de raccord pompe frein	Bremsepumpe Verbindung - Rep. - Satz
	5	19 66 75 00	1	Leva comando pompa	Pump lever	Levier comm. pompe	Pumpehebel
	6	19 66 76 00	1	Molla	Spring	Ressort	Feder
	7	95 00 42 06	1	Rondella	Washer	Rondelle	Scheibe
	8	98 05 23 26	2	Vite fiss. pompa	Screw	Vis	Schraube
	9	61 01 38 00	2	Rondella piana	Washer	Rondelle	Scheibe
	10	95 02 11 06	2	Rondella dentellata	Tooth washer	Rondelle dentée	Zahnscheibe
	11	92 60 22 06	2	Dado	Nut	Ecrou	Mutter
	12	19 66 80 00	1	Ripartitore	Brake joint	Raccord frein	Bremseanschluss
	13	95 99 00 33	2	Vite cava	Screw	Vis	Schraube
	14	25 65 61 00	7	Guarnizione	Gasket	Joint	Dichtung
	15	17 65 71 01	1	Tubazione ripart.	Pipe	Tuyau	Rohr
	16	14 65 70 50	1	Interruttore idraulico	Stop light switch	Contacteur de stop	Stoplichtschalter
	17	19 65 30 00	1	Pinza per freno posteriore	Rear brake caliper	Etrier frein AR	Hint. Bremsesattel
	18	39 65 90 00	2	Gruppo revisione guarnizioni pinza freno	Brake caliper gaskets kit	Kit de joints étrier frein	Bremsesatteldichtung - Rep. - Satz
	19	39 65 91 00	2	Gruppo rev. perni pastiglie	Pins kit	Kit de pivots	Bremsbelag - Rep. - Satz
	20	65 65 92 00	2	Gruppo rev. spurgo	Screws kit	Kit de vis	Schrauben - Rep. - Satz
	21	19 65 46 00	1	Pastiglia per pinza posteriore Ferit 334 FG (coppia)	Pad for rear caliper Ferit 334 FG (pair)	Patin pour étrier AR Ferit 334 FG (couple)	Bremsbelag f. Hint. Fests. Ferit 334 FG (Paar)
	21	19 65 46 01	1	Pastilia per pinze anteriori sx Ferit I/D 346 GG (coppia)	Pad for L.H. front cal. Ferit I/D 346 GG (pair)	Patin pour étrier AV G Ferit I/D 346 GG (couple)	Bremsbelag f. L. Vord. Fests. Ferit I/D 346 GG (Paar)
	22	39 65 47 00	2	Coperchio feritoia	Cover	Couvercle	Deckel
	23	98 62 24 22	4	Vite	Screw	Vis	Schraube
	24	61 27 03 00	4	Rondella elastica	Spring washer	Rondelle élastique	Federscheibe
	25	95 10 02 50	0 ÷ 2	Rosetta di spallamento (mm 0,5)	Spacer washer (mm 0.5)	Rondelle d'épaulement (mm 0,5)	Einstellscheibe (mm 0,5)
	25	95 10 02 51	0 ÷ 2	Rosetta di spallamento (mm 0,8)	Spacer washer (mm 0.8)	Rondelle d'epaul. (mm 0,8)	Einstellscheibe (mm 0,8)
	26	19 65 87 35	1	Tubazione rigida	Not flexible pipe	Tuyau rigide	Starrohr
	27	17 65 96 50	2	Fascia elastica	Clamp	Collier	Klemme
**	28	823 94 70 90	1	Tubazione	Pipe	Tuyau	Rohr
	29	19 15 78 00	2	Fascetta elastica	Clamp	Collier	Klemme
	30	14 60 96 50	2	Fascetta fissaggio tubazioni	Clamp	Collier	Klemme
	31	17 65 88 60	1	Tubazione flessibile	Flexible pipe	Tuyau flexible	Bremsschlauch
	32	19 65 23 36	1	Pinza anteriore sinistra	L.H. front caliper	Etrier AV G	Vord. Festsattel, L.
	33	19 67 70 00	1	Leva comando freni	Brake lever	Levier commande frein	Bremshebel
	34	14 25 10 01	1	Pedalino in gomma	Rubber pedal	Pédale en caoutchouc	Gummigleitschutze
	35	95 12 92 60	1	Rondella elastica	Spring washer	Rondelle élastique	Federscheibe

www.guzzitek.org - Revente Interdite - Revendita Vietata - Resaling Forbiden - Wiederverkauf Verboten

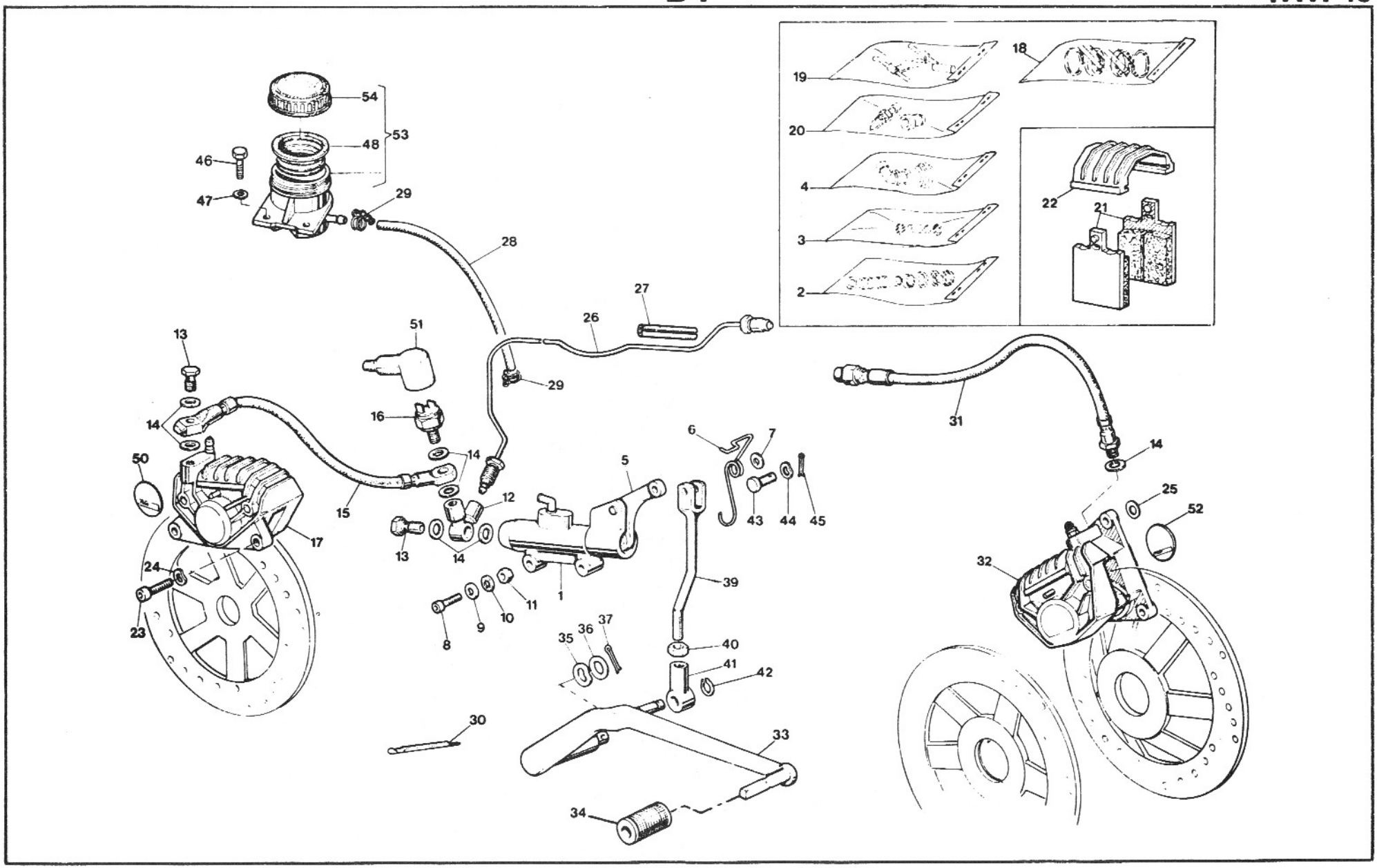

H 216 - V 50 III

www.guzzitek.org - Revente Interdite - Revendita Vietata - Resaling Forbiden - Wiederverkauf Verboten

FRENO ANTERIORE SINISTRO E POSTERIORE — FREIN AV G ET AR
REAR-FRONT L.H. BRAKE — HINT. L. - VORD. BREMSE

Tavola - Drawing / Table - Bild 19

NOTE NOTES NOTES MARKE	POS. N.	N. COD. CODE No. No. CODE CODE Nr.	Q.tà Q.ty Q.té M.ge	DENOMINAZIONE	DESCRIPTION	DESIGNATION	BEZEICHNUNG
	36	95 00 42 15	1	Rondella piana	Washer	Rondelle	Scheibe
	37	95 50 02 27	1	Copiglia	Cotter pin	Goupille	Splint
	39	19 67 51 00	1	Tirante	Connecting rod	Tige intermédiaire	Zwischenstange
	40	92 69 00 73	1	Dado	Nut	Ecrou	Mutter
	41	18 25 75 51	1	Blocchetto	Block	Bloc	Block
	42	90 27 10 08	1	Anello Seeger	Ring	Jonc d'arrêt	Segerring
	43	95 77 02 65	1	Spina	Pin	Goupille	Stift
	44	95 12 91 10	1	Rondella antivibrazioni	Washer	Rondelle	Scheibe
	45	95 50 02 22	1	Copiglia	Cotter pin	Goupille	Splint
	46	98 05 22 20	2	Vite fissaggio serbatoio	Screw	Vis	Schraube
	47	95 10 01 41	2	Rosetta	Washer	Rondelle	Scheibe
	48	17 66 13 52	1	Membrana a soffietto	Membran	Membrane	Membran
	50	19 65 49 00	1	Decalcom. per pinza posteriore (Ferit I/D 334)	Decal for R.H. front & rear cal. (Ferit I/D 334)	Décalcom. pour étrier AV et AR (Ferit I/D 334)	Abziehbild für R. Vord. Hint Fests. (Ferit I/D 334)
	51	12 73 51 00	1	Cappuccio	Cap	Capuchon	Kappe
	52	19 65 27 00	1	Decalcom. per pinza sx anteriore (Ferit I/D 346)	Decal for L.H. front caliper (Ferit I/D 346)	Décalcom. pour étrier G AV (Ferit I/D 346)	Abziehbild für Vord. L. Festsattel (Ferit I/D 346)
	53	65 66 35 00	1	Serbatoio per fluido freni	Tank	Réservoir	Behälter
	54	17 66 11 52	1	Tappo per serbatoio	Tank tap	Bouchon du réservoir	Behälterstopfen

** Specificare le quantità in metri (1 m - 2 m - ecc.) - Indicate quantity required in meters (1 m - 2 m - etc.)
Indiquer les quantités en mètres (1 m - 2 m - etc.) - Lieferbar in Meter (1 m - 2 m - etc. bestellen)

www.guzzitek.org - Revente Interdite - Revendita Vietata - Resaling Forbiden - Wiederverkauf Verboten

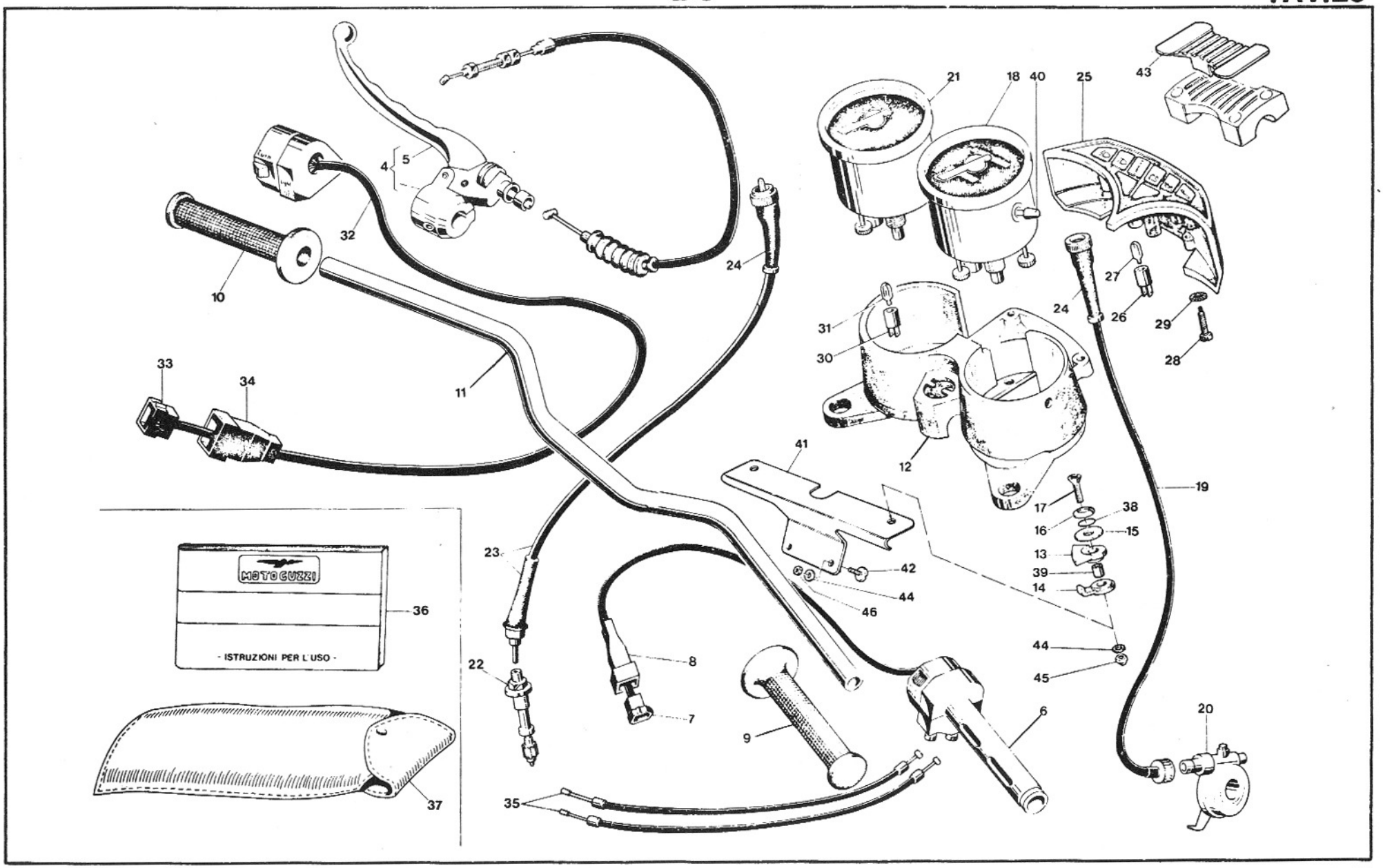

H 216 - V 50 III

www.guzzitek.org - Revente Interdite - Revendita Vietata - Resaling Forbiden - Wiederverkauf Verboten

D6

STRUMENTAZIONE - COMANDI INSTRUMENT PANEL - CONTROLS	TABLEAU DE BORD - COMMANDES INSTRUMENTENBRETT - ANTRIEB		Tavola - Drawing Table - Bild 20

NOTE NOTES NOTES MARKE	POS. N.	N. COD. CODE No. No. CODE CODE Nr.	Q.tà Q.ty Q.té M.ge	DENOMINAZIONE	DESCRIPTION	DESIGNATION	BEZEICHNUNG
	4	19 60 55 01	1	Leva comando frizione completa	Clutch lever, complete	Levier d'embrayage compl.	Kupplunshebel, kpl.
	5	14 60 57 50	1	Leva nuda	Lever	Levier	Hebel
	6	19 60 34 35	1	Impugnatura comando gas	Throttle control	Commande de gaz	Gasregelung
	7	17 75 61 60	1	Connettore a 4 vie	Connector	Connecteur	Verbinder
	8	17 75 60 60	1	Cappuccio	Cap	Capuchon	Kappe
	9	65 60 35 00	1	Manopola destra	R.H. hand grip	Poignée D	Handgriff, R.
	10	65 60 30 00	1	Manopola sinistra	L.H. hand grip	Poignée G	Handgriff, L.
	11	19 60 03 60	1	Manubrio	Handel-bar	Goujon	Lenker
	12	19 50 15 00	1	Cruscotto portastrumenti	Instrument panel	Tableau de bord	Instrumentbrett
	13	66 50 22 00	2	Gommino superiore	Rubber	Caoutchouc	Gummistück
	14	66 50 22 01	2	Gommino inferiore	Rubber	Caoutchouc	Gummistück
	15	95 09 01 42	2	Rosetta	Washer	Rondelle	Unterlegscheibe
	16	18 57 78 50	2	Rosetta bombata	Washer	Rondelle	Unterlegscheibe
	17	98 27 06 41	2	Vite	Screw	Vis	Schraube
	18	19 76 15 00	1	Tachimetro contakm.	Speedometer - Km. ind.	Tachym. compt. Km.	Tachometer - Km. Zähler
	19	19 76 04 80	1	Trasmissione contakm.	Km. indicator cable	Câble compt. km.	Km. Zählerkabel
	20	39 76 25 01	1	Rinvio completo	Transmission, complete	Transmission complet	Vorgelege, kpl.
	21	14 76 72 50	1	Contagiri	Rev. counter	Compte-tours	Drehzahlmesser
	22	14 76 92 00	1	Bussola e pignone (Z = 14)	Bush and pinion (Z = 14)	Douille et pignon (Z = 14)	Buchse und Tachoritzel (Z = 14)
	23	19 76 81 80	1	Trasmissione contagiri	Rev. counter cable	Câble compte-tours	Drehlmesserkabel
	24	17 76 22 00	2	Gommino copritrasmissione	Rubber block	Caoutchouc	Gummistück
	25	65 76 69 70	1	Supporto con gemme	Support with name	Support avec emblème	Halter mit Schild
	26	14 76 86 51	7	Portalampade	Lamp socket	Douille d'ampoule	Glühlampenfassung
	27	93 45 01 40	7	Lampadine spie (12 V - 1,2 W)	Pilot light (12 V - 1.2 W)	Témoin (12 V - 1,2 W)	Anzeigelicht (12 V - 1,2 W)
	28	98 83 02 25	2	Vite	Screw	Vis	Schraube
	29	95 02 11 05	2	Rondella	Washer	Rondelle	Unterlegscheibe
	30	17 76 06 50	2	Portalampada	Lamp socket	Douille d'ampoule	Glühlampenfassung
	31	17 76 21 50	2	Lampada (12 V - 3 W)	Bulb (12 V - 3 W)	Ampoule (12 V - 3 W)	Lampe (12 V - 3 W)
	32	39 73 80 80	1	Dispositivo comando avvisatore ac. ind.	Horn control	Dispositif commande avv. ac.	Hupevorrichtung
	33	61 74 05 51	1	Connettore 12 vie	Connector	Connecteur	Verbinder
	34	17 75 57 00	1	Cappuccio	Cap	Capuchon	Kappe
	35	19 11 75 80	2	Trasmissione comando gas	Gas cable	Câble du gaz	Gaskabel
	36	19 90 00 80	1	Libretto istruzioni (I)	Rider's handbook (I)	Manuel d'entretien (I)	Betriebsanleitung (I)
	36	19 90 00 81	1	Libretto istruzioni (GB)	Rider's handbook (GB)	Manuel d'entretien (GB)	Betriebsanleitung (GB)
	36	19 90 00 82	1	Libretto istruzioni (F)	Rider's handbook (F)	Manuel d'entretien (F)	Betriebsanleitung (F)
	36	19 90 00 83	1	Libretto istruzioni (D)	Rider's handbook (D)	Manuel d'entretien (D)	Betriebsanleitung (D)
	37	19 92 99 00	1	Dotazione completa	Complete equipment	Trousse à outils compl.	Werkzeugkasten
	38	45 21 24 00	2	Anello in gomma	Ring	Anneau	Ring
	39	91 18 07 21	2	Distanziale	Spacer	Entretoise	Distanzstück
	40	19 76 28 10	1	Perno azzeramento contakm.	Pin	Pivot	Stift
	41	19 76 40 81	1	Piastrino supporto cruscotto	Plate	Plaque	Platte

www.guzzitek.org - Revente Interdite - Revendita Vietata - Resaling Forbiden - Wiederverkauf Verboten

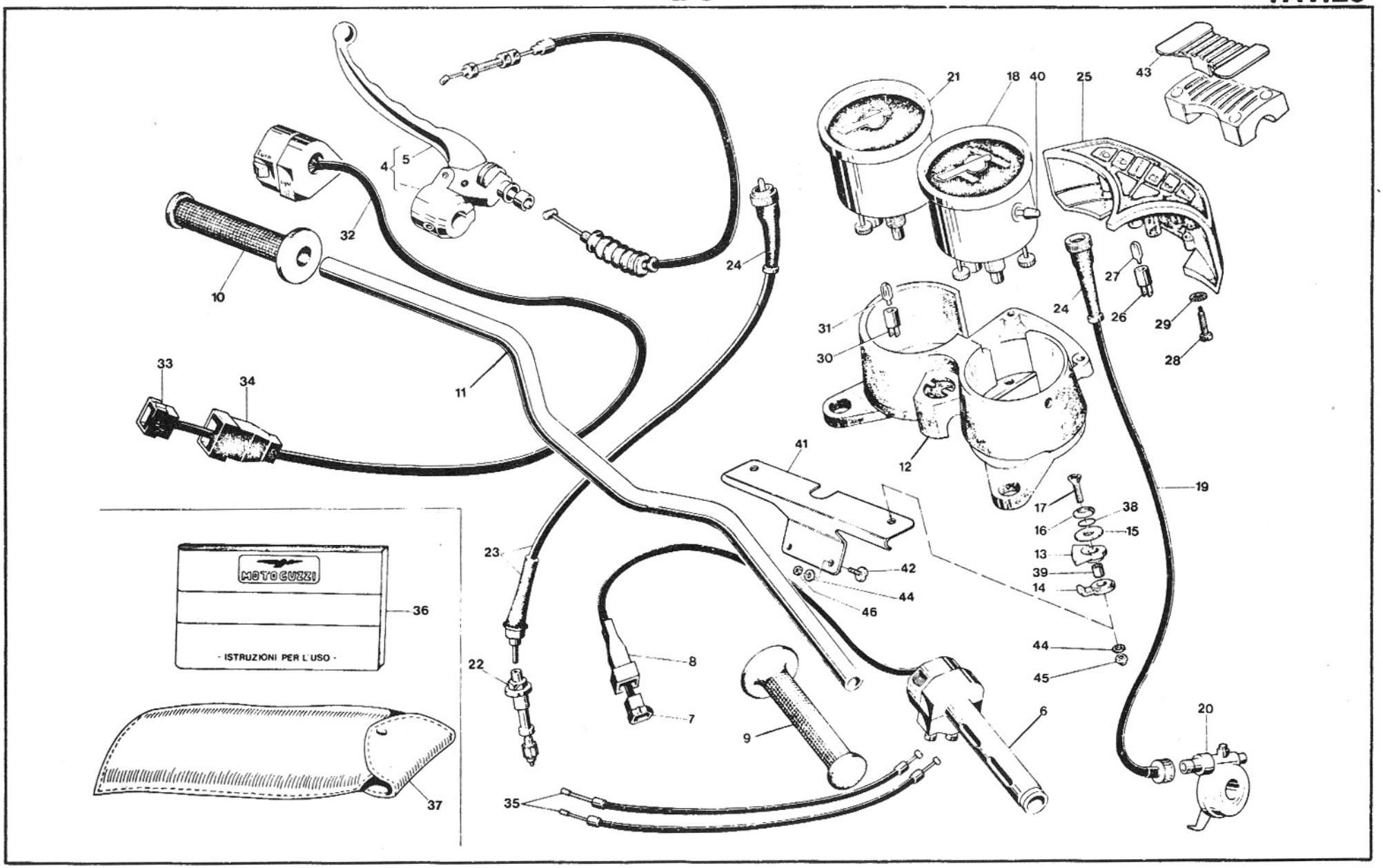

H 216 - V 50 III

www.guzzitek.org - Revente Interdite - Revendita Vietata - Resaling Forbiden - Wiederverkauf Verboten

D8

STRUMENTAZIONE - COMANDI INSTRUMENT PANEL - CONTROLS	TABLEAU DE BORD - COMMANDES INSTRUMENTENBRETT - ANTRIEB			Tavola - Drawing Table - Bild 20

NOTE NOTES NOTES MARKE	POS. N.	N. COD. CODE No. No. CODE CODE Nr.	Q.tà Q.ty Q.té M.ge	DENOMINAZIONE	DESCRIPTION	DESIGNATION	BEZEICHNUNG
	42	98 32 60 16	2	Vite	Screw	Vis	Schraube
	43	19 50 05 00	1	Coperchietto coprimorsetto	Cover	Couvercle	Deckel
	44	95 00 02 06	3	Rosetta piana	Washer	Rondelle	Unterlegscheibe
	45	92 63 01 06	2	Dado autobloccante	Self-locking nut	Ecrou à autoblocage	Hutmutter
	46	92 60 22 06	1	Dado	Nut	Ecrou	Mutter

www.guzzitek.org - Revente Interdite - Revendita Vietata - Resaling Forbiden - Wiederverkauf Verboten

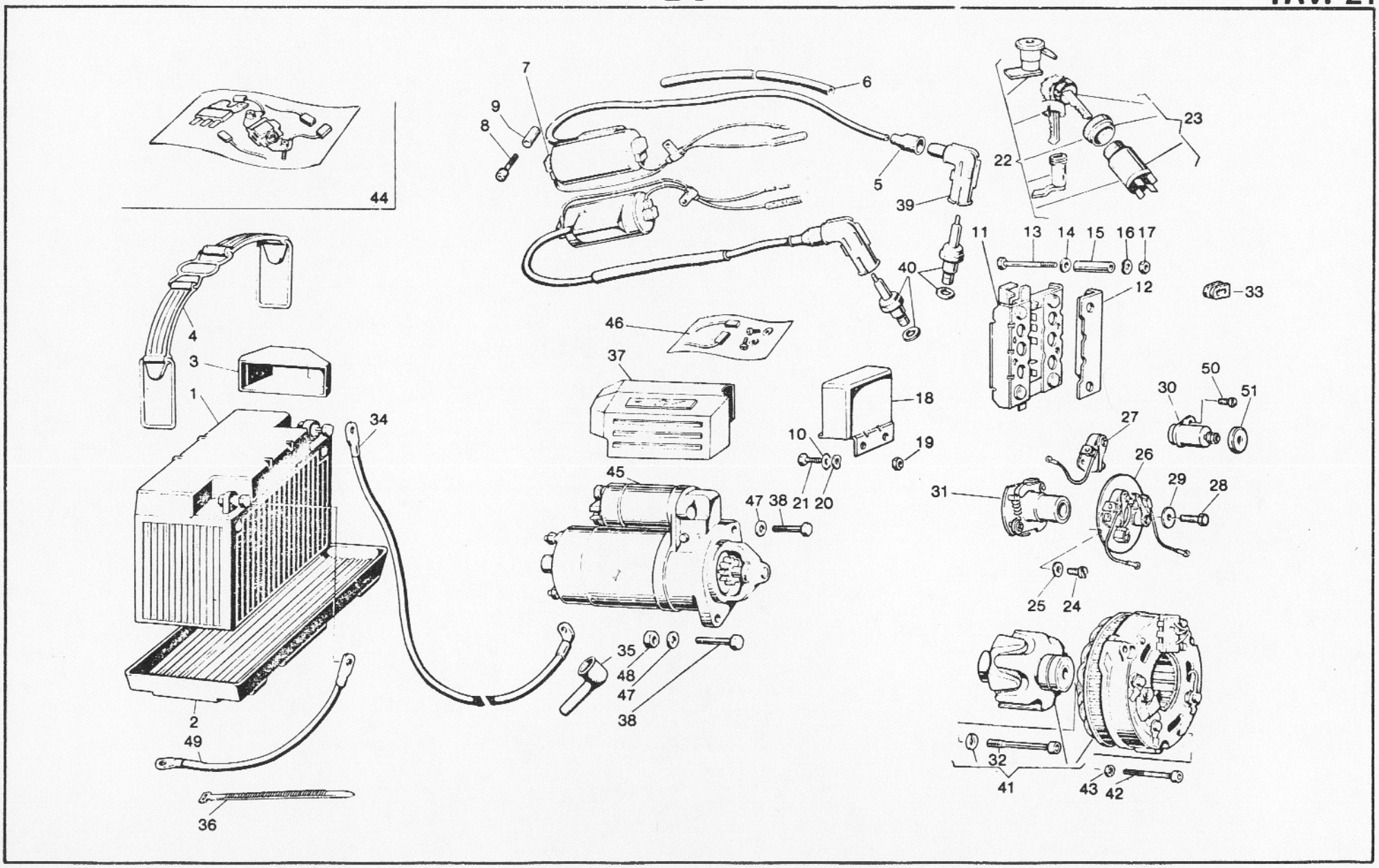

www.guzzitek.org - Revente Interdite - Revendita Vietata - Resaling Forbiden - Wiederverkauf Verboten

D10

ACCENSIONE IGNITION			ALLUMAGE ZÜNDUNG				Tavola - Drawing Table - Bild 21
NOTE NOTES NOTES MARKE	POS. N.	N. COD. CODE No. No. CODE CODE Nr.	Q.tà Q.ty Q.té M.ge	DENOMINAZIONE	DESCRIPTION	DESIGNATION	BEZEICHNUNG
	1	14 70 45 05	1	Accumulatore 12V - 32 Ah (a richiesta)	Battery 12 V - 32 Ah (optional)	Batterie 12 V - 32 Ah (sur demande)	Batterie 12 V - 32 Ah (auf Wunsch)
	1	14 70 45 50	1	Accumulatore 12 V - 20 Ah	Battery 12 V - 20 Ah	Batterie 12 V - 20 Ah	Batterie 12 V - 20 Ah
	1	19 70 45 00	1	Accumulatore SAEM 12 V - 20 Ah	Battery SAEM 12 V - 20 Ah	Batterie SAEM 12 V - 20 Ah	Batterie SAEM 12 V - 20 Ah
	2	14 70 70 00	1	Vaschetta	Battery holder	Plateau de batterie	Batterieplatte
	3	14 70 53 50	1	Cuneo ancor. accumulatore	Wedge	Coin	Keil
	4	19 70 48 00	1	Staffa fissaggio accumulatore	Flexible clamp	Collier élastique	Elast. Klemme
	5	14 71 76 00	2	Cappuccio protezione	Portective cap	Chapeau de protection	Schutzhülse
	6	19 71 86 00	2	Guaina per filo candele	Sheath	Gaine	Schutzhülle
	7	19 71 65 00	2	Bobina d'accensione	Ignition coil	Bobine d'allumage	Zündspule
	8	98 62 02 40	4	Vite	Screw	Vis	Schraube
	9	91 18 07 21	4	Distanziale	Spacer	Entretoise	Distanzstück
	10	95 00 02 06	2	Rosetta piana	Washer	Rondelle	Unterlegscheibe
	11	17 70 43 00	1	Raddrizzatore Bosch	Rectifier Bosch	Redresseur Bosch	Gleichrichter Bosch
	12	61 70 42 00	1	Coperchio isolante	Cover	Couvercle	Deckel
	13	98 05 22 45	4	Vite	Screw	Vis	Schraube
	14	95 10 01 41	4	Rondella piana	Washer	Rondelle	Unterlegscheibe
	15	91 18 06 27	4	Tubetto distanziale	Spacer pipe	Tuyau entretoise	Distanzstückrohr
	16	95 12 91 00	4	Rondella ondulata	Washer	Rondelle	Unterlegscheibe
	17	92 60 22 05	4	Dado	Nut	Ecrou	Mutter
	18	17 70 38 00	1	Regolatore Bosch	Regulator Bosch	Régulateur Bosch	Spannungsregler Bosch
	19	92 60 22 06	2	Dado	Nut	Ecrou	Mutter
	20	61 01 38 00	2	Rondella ondulata	Washer	Rondelle	Unterlegscheibe
	21	98 05 43 12	2	Vite	Screw	Vis	Schraube
	22	19 73 68 80	1	Commutatore d'accensione e serratura tappo carbur. e sella	Ignition switch and fuel tap lock and saddle	Contacteur d'all. et serrure bouchon carb. et siège	Zündschalter und Stopfenschluss und Sattel
	23	19 73 53 00	1	Commutatore d'accensione	Ignition switch	Contacteur d'allumage	Zündschalter
	24	98 32 50 12	2	Vite fissaggio piastra ruttore	Screw	Vis	Schraube
	25	95 00 02 05	2	Rondella per vite	Washer	Rondelle	Unterlegscheibe
	26	19 70 85 20	1	Piastra porta ruttore	Plate	Plaque	Platte
	27	19 70 96 20	1	Ruttore completo	Contact breaker, complete	Rupteru, complet	Unterbrecher, kpl.
	28	98 05 43 14	1	Vite fissaggio anticipo automatico	Screw	Vis	Schraube
	29	95 10 01 26	1	Rosetta per vite	Washer	Rondelle	Unterlegscheibe
	30	19 70 86 20	2	Condensatore	Condenser	Condensateur	Kondenser
	31	19 70 84 20	1	Anticipo automatico completo	Automatic advance, compl.	Avance automatique, compl.	Zündverstellung, kpl.
	32	14 71 24 59	1	Vite fissaggio generatore	Screw	Vis	Schraube
	33	19 00 77 00	1	Gommino passacavi	Rubber	Caoutchouc	Gummistück
	34	19 74 80 00	1	Cavo della batteria al motorino	Cable	Câble	Kabel
	35	19 70 71 00	2	Cappuccio	Cap	Capuchon	Kappe
	36	14 60 96 50	20	Fascetta tenuta cavi	Clamp	Collier	Schelle

www.guzzitek.org - Revente Interdite - Revendita Vietata - Resaling Forbiden - Wiederverkauf Verboten

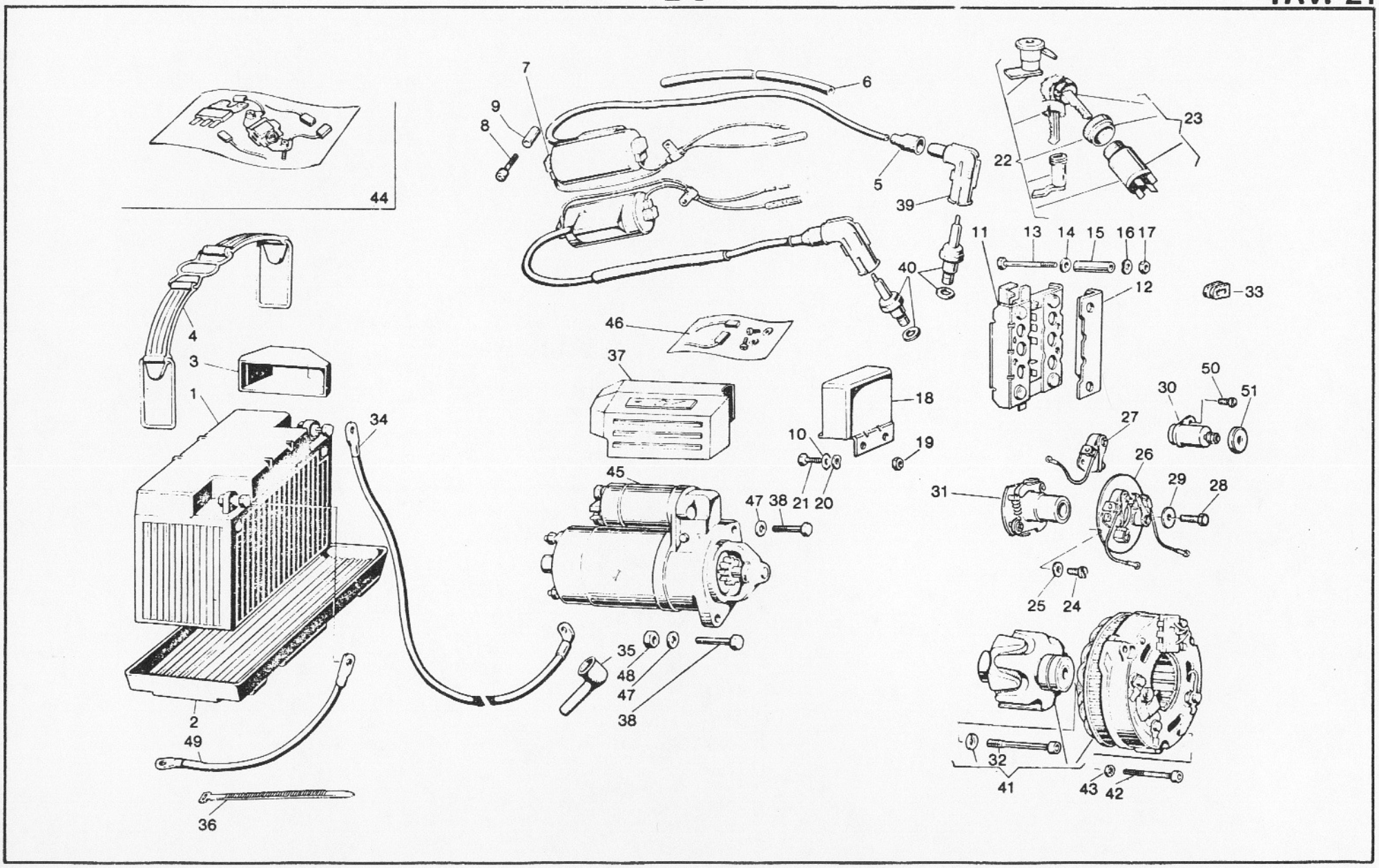

www.guzzitek.org - Revente Interdite - Revendita Vietata - Resaling Forbiden - Wiederverkauf Verboten

D12

ACCENSIONE IGNITION			ALLUMAGE ZÜNDUNG				Tavola - Drawing Table - Bild 21
NOTE NOTES NOTES MARKE	POS. N.	N. COD. CODE No. No. CODE CODE Nr.	Q.tà Q.ty Q.té M.ge	DENOMINAZIONE	DESCRIPTION	DESIGNATION	BEZEICHNUNG
	37	19 73 33 50	1	Protezione	Guard	Protection	Schutz
	38	98 05 24 35	2	Vite	Screw	Vis	Schraube
	39	14 71 74 00	2	Attacco per cavo candele	Spark plug cap	Embout de bougie	Zündkerzenstecker
	40	19 71 70 00	2	Candela (Champion N6Y)	Spark plug (Champion N6Y)	Bougie (Champion N6Y)	Zündkerze (Champion N6Y)
	40	19 71 70 01	2	Candela (Marelli CW 9 PL)	Spark plug (Marelli CW 9 PL)	Bougie (Marelli CW 9 PL)	Zündkerze (Marelli CW 9 PL)
	40	19 71 70 02	2	Candela (Bosch W 260 T30)	Spark plug (Bosch W 260 T30)	Bougie (Bosch W 260 T30)	Zündkerze (Bosch W 260 T30)
	40	19 71 70 03	2	Candela (Lodge 2HLNY)	Spark plug (Lodge 2HNLY)	Bougie (Lodge 2HNLY)	Zündkerze (Lodge 2NHLY)
	41	17 71 24 00	1	Generatore 14V - 20/21 A	Generator 14V - 20/21 A	Générateur 14V - 20/21 A	Stromgenerator 14V - 20/21 A
	42	98 62 02 45	3	Vite	Screw	Vis	Schraube
	43	95 02 11 05	3	Rosetta elastica	Spring washer	Rondelle élastique	Federscheibe
	44	17 71 99 00	1	Serie revisione generatore	Generator kit	Kit de générateur	Stromgener. Rep. - Satz
	45	14 73 07 06	1	Motorino avviamento	Starter	Démarreur	Anlassmotor
	46	14 73 05 70	1	Gruppo revisione motorino	Starter kit	Kit de démarreur	Anlassmotor - Rep. - Satz
	47	95 00 42 08	2	Rosetta	Washer	Rondelle	Unterlegscheibe
	48	92 60 22 08	1	Dado	Nut	Ecrou	Mutter
	49	19 74 84 00	1	Cavo da batteria a massa	Cable	Câble	Kabel
	50	98 20 04 08	2	Vite per condensatore	Screw	Vis	Schraube
	51	19 70 87 20	2	Cappuccio condensatore	Cap	Capuchon	Kappe

www.guzzitek.org - Revente Interdite - Revendita Vietata - Resaling Forbiden - Wiederverkauf Verboten

D13

TAV. 22

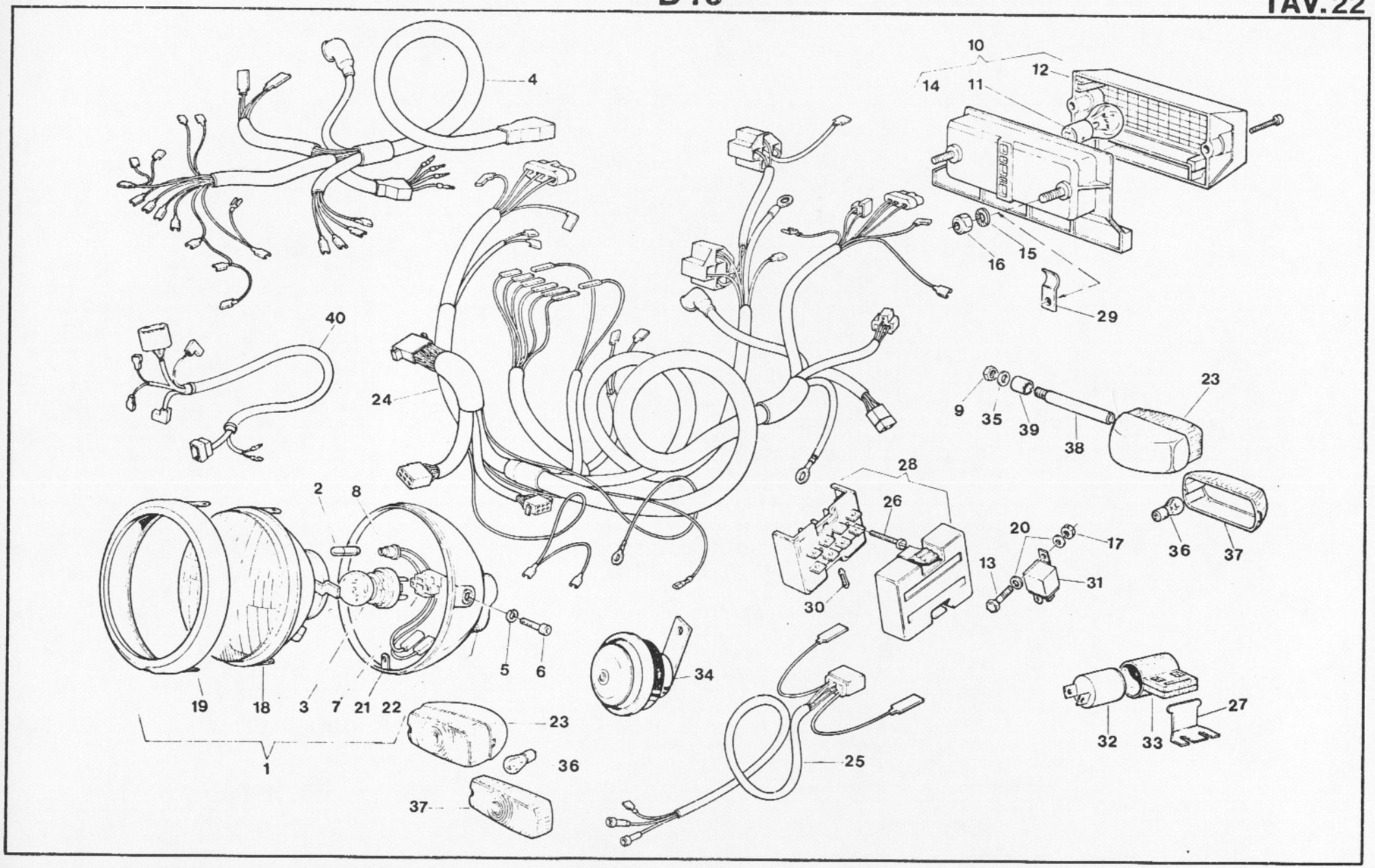

H 216 - V 50 III

www.guzzitek.org - Revente Interdite - Revendita Vietata - Resaling Forbiden - Wiederverkauf Verboten

D14

ILLUMINAZIONE - ACUSTICO LIGHTING - HORN	SIGNAL LUMINEUX - AVERTISSEUR ACOUSTIQUE BELEUCHTUNG - HUPE					Tavola - Drawing Table - Bild **22**
NOTE NOTES NOTES MARKE	POS. N.	N. COD. CODE No No. CODE CODE Nr.	Q.tà Q.ty Q.té M.ge	DENOMINAZIONE	DESCRIPTION	DESIGNATION	BEZEICHNUNG
	1	19 74 05 50	1	Proiettore completo	Headlight, assy	Projecteur, complet	Scheibenwerfer, kpl.
	2	93 45 01 19	1	Lampada luce posizione	Lamp (parking)	Lampe (parking)	Glühlampe (Parking)
	3	93 45 02 31	1	Lampada a sfera	Bulb	Ampoule	Glühlampe
	4	19 74 72 81	1	Gruppo cavi da cruscotto a faro	Cable assy	Ensemble de câbles	Kabelsatz
	5	95 02 01 11	2	Rondella fissaggio proiettore	Washer	Rondelle	Unterlegscheibe
	6	98 82 25 20	2	Vite fissaggio proiettore	Screw	Vis	Schraube
	7	14 74 04 01	1	Zoccolo presa di corrente	Socket	Douille	Anschluss-stecker
	8	17 74 04 05	1	Portalampada con cavo	Lamp holder	Douille	Lampenfassung
	9	92 60 25 10	2	Dado	Nut	Ecrou	Mutter
	10	65 74 09 00	1	Fanalino posteriore	Tail light	Feu AR	Heckleuchte
	11	93 45 02 23	2	Lampada sferica 12V - 21/5 W	Bulb 12V - 21/5 W	Ampoule 12 V - 21/5 W	Glühlampe 12 V - 21/5 W
	12	65 74 17 00	1	Coppetta per fanalino posteriore	Tail-light glass	Verre de feu AR	Lichtscheibe
	13	98 05 42 12	2	Vite fissaggio teleruttore	Screw	Vis	Schraube
	14	98 05 43 14	2	Vite fissaggio fanalino posteriore	Screw	Vis	Schraube
	15	95 02 11 06	4	Rosetta	Washer	Rondelle	Unterlegscheibe
	16	92 60 22 06	2	Dado fissaggio fanalino	Nut	Ecrou	Mutter
	17	92 60 22 05	2	Dado	Nut	Ecrou	Mutter
14740483 —	18	19 74 04 55	1	Gruppo ottico	Head lamp	Optique de phare	Scheinwerfer Einsatz
39740402 —	19	19 74 04 54	1	Ghiera per proiettore	Ring nut	Collier	Ring
	20	95 10 00 59	4	Rosetta piana	Washer	Rondelle	Unterlegscheibe
17740463 —	21	19 74 04 58	1	Calotta	Body	Boitier	Gehäuse
	22	19 74 04 04	1	Tappo per calotta	Plug	Bouchon	Stopfen
17740467 —	23	14 75 06 56	4	Indicatore di direzione anter. e post.	R.H. front indicator	Clignotant D AV	Vorderblinker, R.
	24	19 74 71 80	1	Gruppo prncipale cavi	Cable assy	Ensemble de câbles	Kabelsatz
	25	62 74 73 20	1	Gruppo cavi per fanalino posteriore	Cable assy	Ensemble de câbles	Kabelsatz
	26	98 62 22 20	2	Vite	Screw	Vis	Schraube
	27	19 75 04 35	1	Piastrina supporto intermittenza	Plate	Plaque	Platte
	28	19 74 30 20	1	Morsettiera portafusibili	Fuse hox	Boîte de fusibles	Sicherungsdose
	29	93 30 13 13	1	Cavallotto	U-bolt	Etrier	Bügel
	30	17 74 25 50	4	Fusibile (16A)	Fuse (16A)	Fusible (16A)	Sicherung (16A)
	31	19 73 25 00	2	Teleruttore	Realy	Relais	Realis
	32	17 75 05 20	1	Intermittenza lampeggiante	Intermittence	Centrale clignotants	Blinkgeber
	33	17 75 12 00	1	Sostegno antivibrante	Rubber holder	Support	Gummihalter
	34	61 74 37 00	1	Tromba elettrica	Horn	Avertisseur	Signalhorn
	35	14 01 84 00	2	Rondella	Washer	Rondelle	Unterlegscheibe
	36	93 45 01 29	4	Lampade per indicatore di direzione	Bulb	Ampoule	Glühlampe
	37	14 75 37 55	4	Coppa per indicatori di direzione	Indicator glass	Verre de clignotant	Lichtscheibe
	38	39 75 17 90	2	Supporto indicatori posteriori	Holder	Support	Halter
	39	14 75 34 50	2	Distanziale per lampeggiatori post.	Spacer	Entretoise	Distanzstück
	40	19 72 63 80	1	Gruppo cavi da cablaggio ad altern.	Cable assy	Ensemble de câbles	Kabelsatz

www.guzzitek.org - Revente Interdite - Revendita Vietata - Resaling Forbiden - Wiederverkauf Verboten

INDICE ANALITICO - ANALYTICAL INDEX - INDEX ANALYTIQUE - GRUPPENVERZEICHNIS

COORDINATE COORDINATE COORDONNEE KOORDINATE	DENOMINAZIONE	DESCRIPTION	DESIGNATION	BEZEICHNUNG
A1 - A2	Basamento e coperchi	Crankcase - Covers	Carter moteur - Couvercles	Kurbelgehäuseunt. - Deckel
A3 - A4	Testa e cilindro	Head and cylinder	Culasse et cylindre	Kopf und Zylinder
A5 - A6	Imbiellaggio - Frizione	Connecting system - Clutch	Equipage mobile - Embrayage	Pleuel - Kupplung
A7 - A8	Distribuzione	Timing system	Distribution	Steuerung
A9 - A12	Alimentazione - Scarico	Feeding - Exhaust	Alimentation - Echappement	Zuführung - Auspuff
A13 - A16	Carburatore - Componenti	Carburetor - Parts	Carburateur - Composants	Vergaser - Teile
B1 - B2	Lubrificazione	Lubrication	Graissage	Schmierung
B3 - B4	Frizione	Clutch	Embrayage	Kupplung
B5 - B6	Scatola cambio	Transmission case	Carter de boîte à vitesses	Getriebegehäuse
B7 - B10	Cambio	Transmission	Boîte à vitesses	Schaltgetriebe
B11 - B12	Forcellone e trasmissione posteriore	Fork and rear transmission	Fourche et transmission AR	Gabel und hint.Kraftübertragung
B13 - B16	Trasmissione posteriore	Rear transmission	Transmission AR	Hint. Kraftübertragung
C1 - C2	Telaio	Frame	Châssis	Rahmen
C3 - C4	Culla telaio - Pedane - Cavalletto	Frame - Foot rest - Stand	Châssis - Repose-pieds - Béquille	Rahmen - Fussraste - Ständer
C5 - C8	Carrozzeria	Body	Carrosserie	Karosserie
C9 - C12	Sospensioni anteriore e posteriore	Front and rear suspensions	Suspensions AV et AR	Vord. Hinterradaufhängung
C13 - C14	Ruota anteriore e posteriore	Front and rear wheel	Roue AV et AR	Vorderrad - Hinterrad
C15 - C16	Comando freno anteriore destro	R.H. front brake control	Commande de frein AV D	Vorderbremssteuerung, R.
D1 - D4	Freno anteriore sinistro e post.	Rear-front L.H. brake	Frein AV G et AR	Hint. L. - Vord. Bremse
D5 - D8	Strumentazione - Comandi	Instrument panel - Controls	Tableau de bord - Commandes	Instrumentenbrett - Antrieb
D9 - D12	Accensione	Ignition	Allumage	Zündung
D13 - D16	illuminazione - Acustico	Lighting - Horn	Signal lumineux - Avertisseur acoust.	Beleuchtung - Hupe
E1 - E2	Carenatura e parabrezza	Windscreen and cowling	Carenage et pare-brise	Windschutzscheibe Ausrundung
E3	Varianti Germania/Inghilterra	Modifications Germany/England	Variantes Allemagne/Angleterre	Umänderungen Deutschland/England
E4 - E6	Varianti per versione USA	Modifications for USA version	Variantes pour version USA	Umänderungen für USA Ausfuhrung
L1	Circolare tecnica	Service information	Circulaire technique	Rundschreiben
L2	Circolare tecnica	Service information	Circulaire technique	Rundschreiben

INDICE NUMERICO - NUMERICAL INDEX - INDEX NUMERIQUE - NUMERISCHER INDEX

M1	da 10 05 41 00	a 19 11 46 80
M2	da 19 11 50 80	a 19 75 13 35
M3	da 19 75 13 35	a 92 66 00 10
M4	da 92 66 00 10	a 897 393 310

M1

INDICE NUMERICO - NUMERICAL INDEX - INDEX NUMERIQUE - NUMERISCHER INDEX

Codice	Coord.	N. Pos.	Codice	Coord.	N. Pos.	Codice	Coord.	N. Pos.	Codice	Coord.	N. Pos.	Codice	Coord.	N. Pos.
	A14	040	13.43.20.40	C4	010	14.70.45.09	B10	007	17.75.60.00	B6	008	19.05.33.20	A8	016
	A14	043	13.43.37.00	E7	039	14.70.45.50	B10	001	17.75.61.60	B6	007	19.05.45.20	A8	017
	A14	033	13.93.37.00	A14	042	14.70.53.54	B10	003	17.76.06.50	B6	030	19.05.57.00	A8	023
	A14	073	13.93.47.00	A14	037	14.70.70.00	B10	002	17.76.21.50	B6	031	19.05.58.00	B2	026
	A14	309	13.93.62.00	E6	022	14.75.24.59	B10	032	17.76.22.00	B6	024	19.05.59.00	B2	027
	A14	016	13.93.62.00	A14	026	14.77.74.00	B14	039	17.76.83.60	B6	001	19.05.80.20	A8	019
	A14	029	13.93.63.00	E6	023	14.77.76.00	B10	005	17.76.87.50	B2	024	19.05.82.20	A8	020
	A14	019	13.93.63.00	A14	027	14.73.05.70	B12	046	17.93.56.67	E6	034	19.06.07.80	A4	017
	A14	034	13.93.66.00	E6	026	14.73.07.06	B12	045	17.93.74.50	E6	018	19.06.02.81	A6	015
	B2	002	13.93.66.00	A14	030	14.73.68.59	B10	022	17.93.74.50	A14	022	19.06.04.81	A6	010
	B4	006	13.93.67.00	E6	027	14.74.05.50	E3		18.10.50.01	C8	043	19.06.06.50	A6	016
10.05.47.00	A8	012	13.93.67.00	A14	031	14.74.05.55	B14	001	18.25.20.50	C4	006	19.06.07.50	A6	011
13.05.47.00	B10	060	13.93.78.00	E6	027	14.74.05.85	E4	001	18.25.75.51	B4	041	19.06.10.50	A6	012
13.15.87.01	B2	017	13.93.78.00	A14	025	14.74.74.85	E4	008	18.25.79.50	B10	044	19.06.12.80	A4	013
10.15.87.01	E2	018	13.93.79.00	E6	017	14.74.81.00	B14	044	18.25.81.07	B10	062	19.06.13.20	A6	014
10.52.89.00	A2	022	13.95.79.00	A14	021	14.75.08.50	B16	041	18.57.78.50	B6	016	19.06.15.20	A6	003
10.52.89.00	B8	023	14.01.84.00	B16	047	14.75.06.80	E4	041	19.00.01.20	A2	001	19.06.18.20	A6	023
10.52.89.00	B14	009	14.07.61.00	B4	019	14.75.34.50	B14	045	19.00.11.20	A2	025	19.06.20.20	A6	006
10.52.89.00	B14	011	14.01.62.01	B4	013	14.75.37.55	B14	037	19.00.12.00	A2	015	19.06.22.20	A6	004
10.93.37.00	E8	041	14.09.04.00	B4	016	14.75.37.86	E4	037	19.00.14.20	A2	014	19.06.42.80	A4	001
10.93.37.00	A10	044	14.10.59.55	E8	040	14.75.42.55	B14	007	19.00.18.20	A2	024	19.06.54.00	A6	002
10.93.46.00	E4	033	14.10.44.55	C8	045	14.76.80.51	B6	026	19.00.20.20	A2	009	19.06.56.20	A6	007
10.93.49.00	E8	035	14.10.77.00	C2	029	14.76.92.00	B6	022	19.00.20.20	B6	014	19.06.64.20	A8	009
10.93.49.00	A14	038	14.27.79.07	A6	026	14.93.76.50	E8	028	19.00.34.00	A2	026	19.06.65.20	A6	008
10.93.59.00	A14	005	14.27.79.07	B4	031	14.93.76.50	A14	032	19.00.35.02	A2	019	19.06.77.00	A8	018
12.00.37.02	A2	030	14.27.79.07	B6	007	14.93.66.50	E8	012	19.00.36.02	A2	020	19.06.79.00	A6	020
12.00.64.00	B2	025	14.25.70.01	B10	053	14.93.46.50	B14	011	19.00.38.00	A2	008	19.08.01.65	B4	030
12.00.64.00	B2	024	14.29.70.01	B4	036	17.11.34.50	A10	018	19.00.49.20	A2	028	19.08.03.00	B4	025
12.06.77.01	B14	019	14.44.13.50	C6	027	17.11.36.57	A10	019	19.00.77.00	B10	033	19.08.15.61	B4	037
12.08.70.07	B4	010	14.44.23.50	C4	022	17.11.40.50	A10	020	19.01.50.20	A2	005	19.08.25.01	B4	002
12.15.07.00	A2	027	14.44.52.00	C4	026	17.11.46.50	A10	011	19.01.60.00	A2	012	19.08.34.67	B4	035
12.15.09.00	B2	016	14.69.67.55	C10	032	17.51.60.00	C10	010	19.01.65.20	A2	010	19.08.41.00	B4	001
12.15.42.00	A2	033	14.69.65.35	E6	032	17.51.77.00	C10	019	19.01.70.00	C4	033	19.08.44.20	B4	034
12.15.42.00	B2	033	14.69.62.55	C10	033	17.65.77.01	B2	015	19.01.89.20	B2	012	19.08.46.50	B4	007
12.15.42.00	B6	012	14.69.62.83	E4	035	17.65.82.60	C16	009	19.02.08.20	A4	024	19.08.57.01	B4	008
12.15.42.00	C10	029	14.50.22.50	B6	013	17.65.84.60	C16	004	19.02.13.21	A4	014	19.08.60.20	B4	009
12.15.78.00	B2	039	14.54.79.00	B12	014	17.65.88.60	B2	031	19.02.20.81	A4	019	19.09.30.52	B8	044
12.15.90.00	B2	023	14.55.70.55	C16	034	17.65.93.50	B2	002	19.02.21.80	A4	001	19.10.02.36	C8	037
12.65.60.01	C4	011	14.60.56.50	C16	002	17.65.93.52	C16	018	19.02.22.50	A4	002	19.10.02.37	C8	037
12.94.82.01	B12	010	14.60.57.50	B6	005	17.65.94.50	C16	005	19.02.35.20	B4	009	19.10.02.38	C8	037
12.62.68.00	B10	049	14.60.90.50	C2	020	17.65.96.50	B2	027	19.02.37.00	A4	010	19.10.27.50	C4	030
12.73.57.00	C10	023	14.60.90.50	B2	030	17.66.02.53	C16	001	19.02.53.00	A4	006	19.10.43.35	C8	041
12.73.57.00	B4	059	14.60.90.50	B10	036	17.66.17.52	C16	022	19.02.71.00	A8	015	19.10.43.50	C2	012
12.78.15.21	E4		14.61.59.01	A6	019	17.66.11.52	B4	054	19.03.03.00	A8	007	19.10.65.50	A10	024
12.78.16.21	E4		14.61.59.01	A8	028	17.66.13.52	C16	003	19.03.20.80	A8	010	19.11.28.80	A10	001
12.93.72.00	E4	010	14.67.59.01	B12	020	17.46.13.52	B4	042	19.03.23.80	A8	011	19.11.28.81	A10	002
12.93.72.00	A14	010	14.67.59.01	B14	029	17.70.63.00	B10	039	19.03.29.80	A8	014	19.11.39.00	A12	045
12.93.77.00	E6	017	14.67.69.50	C16	013	17.71.24.00	B12	047	19.03.40.00	A8	008	19.11.41.00	A10	021
12.93.75.00	A14	020	14.63.46.00	C16	022	17.71.99.00	B12	044	19.03.60.10	A8	002	19.11.43.00	A10	009
13.02.19.00	A2	036	14.69.70.50	C16	011	17.74.25.50	B14	038	19.03.65.80	A8	001	19.11.45.60	A10	003
13.02.19.00	B4	032	14.69.70.50	B2	016	17.75.09.20	B14	032	19.04.50.20	A8	026	19.11.46.80	A10	006
13.14.83.00	B2	007	14.60.30.50	C16	007	17.75.12.60	B14	035	[illegible]	[illegible]	[illegible]			

M2

INDICE NUMERICO - NUMERICAL INDEX - INDEX NUMERIQUE - NUMERISCHER INDEX

Codice	Coord.	N. Pos.	Codice	Coord.	N. Pos.	Codice	Coord.	N. Pos.	Codice	Coord.	N. Pos.	Codice	Coord.	N. Pos.
19.11.10.80	A4	026	19.21.20.20	B8	002	19.35.53.03	B16	033	19.47.62.77	C6	025	19.85.27.00	B4	052
19.11.30.81	A4	027	19.21.28.00	B8	009	19.35.53.04	B16	033	19.47.63.75	C6	028	19.85.30.00	B2	017
19.11.55.80	A4	025	19.21.29.00	B8	015	19.35.53.05	B16	033	19.47.63.76	C6	028	19.85.44.00	C16	016
19.11.75.75	B4	033	19.21.32.20	B8	027	19.35.53.06	B16	033	19.47.63.77	C6	028	19.85.46.00	B2	021
19.12.07.35	A10	034	19.21.36.20	B4	016	19.35.53.07	B16	033	19.47.81.35	C6	026	19.85.46.01	B2	021
19.12.07.34	A10	035	19.21.37.20	B4	022	19.35.53.08	B16	033	19.47.82.35	C6	029	19.85.49.00	C16	006
19.12.10.50	A10	036	19.21.37.20	B8	017	19.35.53.09	B16	033	19.47.85.50	C6	023	19.85.49.00	B4	050
19.12.11.35	A12	046	19.21.38.20	B8	005	19.35.54.00	B14	C27	19.47.87.50	C6	024	19.85.87.35	B2	026
19.12.29.35	A12	041	19.21.40.81	B8	024	19.35.54.02	B14	021	19.49.03.75	C10	001	19.85.95.00	B2	004
19.12.29.36	A12	041	19.21.43.20	B10	063	19.35.54.04	B14	021	19.49.31.35	C10	007	19.85.96.00	B2	003
19.12.30.35	A12	042	19.21.45.00	B8	028	19.35.54.06	B14	021	19.50.15.00	B6	012	19.86.70.00	B2	001
19.12.30.36	A12	042	19.21.46.20	B8	007	19.35.54.02	B14	021	19.52.25.75	C10	015	19.86.75.00	B7	005
19.12.34.35	A12	040	19.21.48.20	B8	021	19.35.54.10	B14	021	19.52.26.75	C10	012	19.86.76.00	B2	006
19.12.86.35	A12	050	19.21.51.21	B8	022	19.35.54.11	B14	021	19.52.44.80	C10	020	19.86.80.00	B2	012
19.12.86.36	A12	050	19.21.52.20	B8	023	19.35.54.12	B14	021	19.52.66.00	C10	023	19.87.59.35	B4	039
19.12.87.35	A12	052	19.21.54.20	B8	003	19.35.54.13	B14	021	19.52.74.80	C10	027	19.87.70.35	B4	033
19.12.87.36	A12	052	19.23.10.20	B10	035	19.35.64.00	B14	020	19.52.78.80	C10	021	19.88.45.00	B10	001
19.13.31.00	A10	037	19.23.12.20	B10	034	19.35.67.00	B4	024	19.54.02.00	B12	011	19.88.48.00	B10	00[illegible]
19.13.35.00	A10	032	19.23.46.20	B8	030	19.35.67.00	B16	039	19.54.70.00	B12	012	19.88.59.00	C2	010
19.13.40.00	A10	033	19.23.46.00	B8	031	19.35.68.01	B16	037	19.54.80.01	B12	008	19.88.71.00	B10	035
19.14.64.20	B2	009	19.23.52.20	B10	036	19.40.01.20	C2	009	19.54.81.01	B12	009	19.88.84.20	B10	031
19.14.77.20	B2	008	19.23.58.00	B4	008	19.40.01.20	C2	007A	19.55.02.80	C10	040	19.88.85.20	B10	026
19.14.78.20	B2	004	19.23.62.00	B10	038	19.41.82.00	C2	037	19.55.23.80	C12	041	19.88.86.20	B10	030
19.14.84.20	B2	005	19.23.78.00	B4	013	19.42.03.35	C4	005	19.55.52.00	B12	013	19.88.87.20	B12	051
19.14.86.20	B2	006	19.25.09.35	B10	034	19.42.03.75	C4	005A	19.55.52.00	B16	042	19.88.96.20	B10	027
19.14.98.00	B2	009	19.25.69.35	B10	057	19.42.29.35	C4	006	19.57.53.75	E2	001	19.91.65.00	B10	007
19.14.98.00	C4	030	19.25.82.20	B10	049	19.42.21.75	C4	006A	19.57.53.76	E2	001	19.91.70.00	B12	040
19.15.22.00	B2	013	19.26.67.20	B10	038	19.43.03.00	C4	009	19.57.53.77	E2	001	19.91.70.01	B12	040
19.15.30.00	B2	016	19.32.76.01	B12	005	19.43.20.00	C4	017	19.57.56.75	E2	004	19.91.70.02	B12	040
19.15.37.00	A10	014	19.32.77.07	B12	002	19.43.30.00	C4	012	19.57.56.76	E2	004	19.91.70.03	B12	040
19.15.60.01	A10	037	19.32.80.20	B12	007	19.43.40.00	C4	020	19.57.56.77	E2	004	19.91.80.00	A4	051
19.15.67.01	A10	035	19.32.88.01	B12	003	19.43.44.05	C8	033	19.57.72.35	E2	002	19.91.86.00	B10	006
19.15.69.00	A10	016	19.35.02.20	B12	001	19.43.44.35	C8	033	19.57.86.35	E2	010	19.91.98.20	B12	052
19.15.76.00	B2	029	19.35.03.20	B14	007	19.43.44.56	C8	033	19.60.06.35	B6	011	19.91.05.80	B12	046
19.15.93.00	B2	032	19.35.06.01	B14	013	19.43.63.00	C2	027	19.60.07.35	B6	014	19.91.25.00	B14	031
19.15.93.20	B2	032	19.35.07.00	B14	022	19.43.66.00	C8	034	19.60.34.35	B6	006	19.91.33.50	B12	037
19.15.96.00	B2	029	19.35.11.00	B14	004	19.43.70.03	C6	007	19.60.35.03	B6	004	19.91.53.00	B10	023
19.20.02.20	B6	017	19.35.12.00	B6	024	19.43.70.35	C6	007	19.61.02.35	C14	001	19.91.06.75	E4	
19.20.03.20	B6	010	19.35.12.00	B14	006	19.43.70.53	C6	007	19.61.03.35	C14	002	19.91.09.00	B14	009
19.20.04.20	B4	028	19.35.14.01	B14	016	19.43.85.00	C6	009	19.61.33.35	C14	005	19.91.10.00	B14	060
19.20.08.20	B6	001	19.35.19.00	B14	002	19.43.87.35	C6	017	19.61.41.00	C14	009	19.91.12.00	B14	035
19.20.11.20	B4	015	19.35.23.00	B14	023	19.43.91.00	C2	011	19.61.53.35	C14	004	19.91.30.20	B14	028
19.20.34.20	B6	029	19.35.24.01	B14	031	19.44.20.35	C4	028	19.63.02.35	C14	014	19.91.31.00	B14	029
19.20.65.01	B6	022	19.35.35.00	B14	024	19.44.29.35	C4	029	19.63.06.35	C14	015	19.91.71.05	B16	050
19.20.65.07	B14	010	19.35.46.20	B14	018	19.44.05.35	C6	005	19.63.25.01	C14	024	19.91.71.80	B14	024
19.20.72.20	B6	011	19.35.51.00	B16	034	19.44.20.30	C2	014	19.63.25.02	C14	018	19.91.72.35	B14	006
19.21.05.20	B2	001	19.35.52.00	B10	035	19.44.23.35	C6	001	19.63.33.00	C14	021	19.91.73.35	B14	025
19.21.07.30	B4	020	19.35.52.02	B16	036	19.47.26.75	E2	016	19.63.39.35	C14	019	19.91.74.35	B14	008
19.21.11.30	B10	057	19.35.53.00	B2	032	19.47.26.76	E2	016	19.63.41.00	C14	020	19.91.80.00	B10	036
19.21.13.20	B8	008	19.35.53.00	B16	033	19.47.26.77	E2	016	19.63.57.35	B14	028	19.91.84.00	B12	049
19.21.14.20	B8	006	19.35.53.01	B16	033	19.47.62.75	C6	025	19.63.64.00	C14	018	19.91.04.35	B16	059
19.21.18.20	B8	005	19.35.53.02	B16	033	19.47.62.76	C6	025	19.65.23.36	B2	032	19.91.13.35	E4	043

M3

INDICE NUMERICO – NUMERICAL INDEX – INDEX NUMERIQUE – NUMERISCHER INDEX

Codice	Coord.	N. Pos.	Codice	Coord.	N. Pos.	Codice	Coord.	N. Pos.	Codice	Coord.	N. Pos.	Codice	Coord.	N. Pos.
19.75.73.35	E3		25.65.67.01	C16	010	67.01.30.00	B14	039	65.74.17.00	B16	012	92.20.12.20	B8	013
19.76.16.00	E3		25.65.67.02	C16	010	67.02.52.00	A10	036	65.93.36.00	E6	016	92.20.14.15	B8	027
19.76.26.29	E4	018	29.70.38.00	B10	018	67.02.54.00	A10	037	65.93.36.00	A14	015	92.20.14.15	B8	010
19.76.28.10	B8	043	35.10.84.30	A12	051	67.02.72.00	A4	023	65.93.37.00	E6	024	92.20.42.15	B6	002
19.76.32.00	C12	044	35.29.43.00	B8	028	67.03.68.09	A4	003	65.93.37.00	A14	028	92.20.42.17	C14	003
19.76.42.35	B2	014	35.29.43.00	B8	026	67.03.70.00	A8	013	90.27.10.08	B4	042	92.20.42.18	C14	017
19.76.69.50	B6	025	35.29.43.00	B12	013	67.03.73.00	A8	004	90.27.10.12	C10	024	92.24.92.20	B14	032
19.76.72.00	B6	027	35.75.57.80	B6	034	67.03.76.00	A8	003	90.27.10.18	A8	012	92.25.22.10	B2	003
19.76.87.35	B6	023	35.95.46.70	A[illegible]	036	67.03.78.09	A4	008	90.27.10.20	B8	033	92.25.22.35	B14	005
19.76.87.20	B2	024	39.10.34.00	C2	024	67.03.80.00	A8	005	90.27.11.15	B8	029	92.29.57.04	C10	039
19.78.98.35	E3		39.23.81.00	B10	059	67.03.81.00	A8	006	90.27.11.21	B8	019	92.60.12.04	C4	025
19.78.18.75	E4		39.23.81.00	B8	012	67.05.49.00	A8	018	90.27.12.20	B8	006	92.60.20.04	B14	023
19.78.19.75	E4		39.23.93.00	B8	020	67.06.24.01	A6	005	90.27.20.23	B12	004	92.60.22.05	B10	017
19.78.25.20	C2	006	39.47.46.00	B14	018	67.10.40.60	C8	044	90.35.30.09	A4	004	92.60.22.05	B14	017
19.90.00.75	B6	038	39.69.27.01	C10	034	67.10.84.00	A10	029	90.35.30.29	A8	024	92.60.22.06	B10	046
19.90.00.76	B6	036	39.69.40.02	C10	002	67.10.84.00	B2	030	90.35.30.38	B14	017	92.60.22.06	C2	018
19.90.00.77	B6	036	39.87.50.00	C2	023	67.10.85.00	B10	030	90.40.06.16	B6	021	92.60.22.06	C4	007
19.90.00.78	D6	036	39.92.54.01	C10	019	67.12.69.20	A12	043	90.40.15.30	B2	011	92.60.22.06	C6	015
19.92.32.75	C6	016	39.85.22.01	C16	012	67.12.75.20	A12	047	90.40.28.40	A2	018	92.60.22.06	D2	011
19.92.99.00	D6	037	39.85.47.00	C16	017	67.23.82.00	B10	039	90.40.28.41	B4	019	92.60.22.06	B10	019
19.93.43.80	E6	009	39.85.47.00	D2	022	67.27.03.00	A2	006	90.40.28.41	B6	003	92.60.22.06	B16	016
19.93.43.80	A14	008	39.89.90.00	C16	029	67.27.03.00	A6	029	90.40.32.43	C10	017	92.60.22.08	A2	007
19.93.44.80	E6	038	39.85.90.80	D2	018	67.27.03.00	A12	049	90.40.32.47	B16	041	92.60.22.08	A4	033
19.93.44.80	A10	049	39.89.97.00	C16	020	67.27.03.00	B14	026	90.40.35.47	B14	003	92.60.22.08	A12	042
19.93.46.00	E6	007	39.85.97.00	B2	019	67.27.03.00	C8	035	90.40.53.67	A2	013	92.60.22.08	B16	043
19.93.46.00	A14	007	39.73.80.80	D6	032	67.27.03.00	C16	013	90.40.75.90	B14	015	92.60.22.08	C2	031
19.93.48.70	E6	001	39.79.74.90	B16	043	67.27.03.00	D2	024	90.70.61.40	B6	004	92.60.22.08	C8	036
19.93.48.80	A14	007	39.75.17.90	B16	042	67.46.28.00	C2	015	90.70.61.70	B4	012	92.60.22.08	D12	042
19.93.49.70	E6	002	39.92.22.00	C6	027	67.48.83.00	C6	006	90.70.61.88	B4	023	92.60.22.10	B12	018
19.93.49.80	A14	002	39.93.76.00	E6	020	67.50.76.30	C10	035	90.70.61.88	B8	018	92.60.22.10	C2	003
19.93.50.80	E6	013	39.95.70.00	A14	024	67.59.65.40	C10	037	90.70.61.88	B16	038	92.60.22.10	C4	003
19.93.50.80	A14	012	43.07.09.40	B8	020	67.59.52.40	C10	038	90.70.62.03	B6	025	92.60.23.16	C14	023
19.93.59.70	E6	001	43.93.40.00	E6	032	67.60.52.30	B8	047	90.70.62.03	B14	007	92.60.24.06	A8	009
19.93.55.80	A14	003	43.93.40.00	A14	035	67.61.36.30	C14	025	90.70.62.38	C10	026	92.60.24.11	C4	031
19.93.57.80	E6	004	43.27.24.00	D8	042	67.67.63.30	C14	012	90.70.62.82	A2	029	92.60.25.08	B4	015
19.93.57.80	A14	004	49.93.88.00	E6	044	67.63.77.30	C16	008	90.70.64.60	A2	027	92.60.25.10	B2	010
19.93.59.80	E6	005	49.93.88.00	A14	018	67.70.42.00	B10	012	90.70.65.52	A10	013	92.60.25.10	D16	048
19.93.60.80	E6	008	49.95.89.00	E6	045	67.74.05.59	D6	033	90.70.65.52	B16	040	92.60.25.12	B6	014
19.93.60.80	A14	006	49.93.89.00	A14	019	67.74.37.00	B16	036	91.18.06.27	B10	015	92.60.25.16	C14	011
19.93.77.80	E6	016	53.42.93.00	C4	032	67.76.04.40	D6	019	91.18.07.21	B8	039	92.63.01.05	A10	027
19.93.77.80	A14	013	53.52.45.40	C10	018	67.76.15.20	B6	018	91.18.07.29	B10	009	92.63.01.05	B4	005
19.93.89.80	E6	015	53.52.79.40	C10	027	67.76.25.30	D6	020	91.18.10.16	C2	033	92.63.01.05	D4	049
19.93.89.80	A14	014	53.93.72.00	E6	043	67.49.32.00	C10	006	91.18.11.10	C10	025	92.63.01.05	B14	006
19.93.99.80	E6		53.93.72.00	A14	017	67.69.68.00	E3		91.18.17.14	C4	013	92.63.01.06	A6	022
19.93.99.80	A14	045	55.23.47.00	B6	020	65.10.34.00	C8	031	91.18.20.10	B10	040	92.63.01.06	B10	061
19.99.10.80	A2		55.44.33.85	C4	027	65.10.34.01	C8	032	91.55.10.25	A10	026	92.63.01.06	C6	018
19.99.16.75	A2		67.07.38.00	A4	030	65.60.30.00	B6	010	91.55.11.02	C6	008	92.63.01.06	D4	038
19.99.35.80	B6		69.07.38.00	A10	039	65.60.35.00	B6	009	91.55.11.20	C12	046	92.63.01.06	E2	011
19.99.90.80	A2	035	67.07.38.00	B10	052	65.65.92.00	C16	019	92.20.10.70	B14	014	92.63.01.08	C8	003
19.99.99.85	A2	034	67.07.38.00	C4	024	65.65.92.00	D2	020	92.20.11.20	B6	028	92.63.05.02	C2	015
25.65.67.00	C10	010	67.07.39.00	D2	009	65.66.35.00	D4	053	92.20.12.20	B4	028	92.63.05.10	C4	016
25.65.67.00	D2	014	67.07.38.00	B10	020	65.74.09.00	B14	010	92.20.12.20	B8	010	92.66.00.10	A2	036A

M4

INDICE NUMERICO – NUMERICAL INDEX – INDEX NUMERIQUE – NUMERISCHER INDEX

Codice	Coord.	N. Pos.	Codice	Coord.	N. Pos.	Codice	Coord.	N. Pos.	Codice	Coord.	N. Pos.	Codice	Coord.	N. Pos.
92.66.00.30	A4	019	95.00.42.16	B16	046	95.52.03.76	B10	052	98.31.01.99	C2	020			
92.67.03.05	A10	023	95.00.42.15	C12	042	95.77.02.65	B10	050	98.20.06.08	D12	050			
92.69.00.73	D4	060	95.00.42.15	B4	036	95.77.02.63	B4	043	98.20.06.08	D16	019			
92.70.10.62	A10	040	95.00.42.17	C14	010	95.78.02.71	B4	012	98.20.25.25	D16	026			
92.73.00.82	C14	007	95.00.72.04	E2	018	95.98.02.82	A2	029	98.27.06.41	B6	017			
92.78.10.40	E2	006	95.02.17.05	B6	029	95.98.02.92	B6	026	98.28.04.13	E2	005			
92.75.10.81	B12	019	95.02.17.05	B12	043	95.98.02.92	B14	008	98.31.06.10	A6	028			
92.78.17.00	C10	031	95.02.17.05	B16	027	95.99.00.28	D2	013	98.32.50.12	B10	024			
93.17.00.60	C4	020	95.02.17.06	B10	043	96.45.14.30	A2	005	98.32.60.14	D16	038			
93.17.00.82	E2	008	95.02.17.06	C2	017	96.45.15.60	A2	002	98.32.80.22	E2	009			
93.18.01.03	B12	028	95.02.17.06	C4	014	96.50.60.42	A4	005	98.62.02.40	D10	008			
93.18.02.20	B4	022	95.02.17.06	B2	010	96.50.80.25	C10	014	98.62.02.45	D12	042			
93.18.02.45	A4	032	95.02.17.08	C2	030	96.50.80.45	B16	012	98.62.03.12	C10	015			
93.30.50.32	A10	004	95.09.07.42	D6	035	96.50.80.55	A2	004	98.62.03.25	A2	016			
93.30.50.92	A10	010	95.10.00.59	A10	025	96.50.87.02	A4	020	98.62.03.25	A4	016			
93.45.01.19	B16	002	95.10.00.59	B16	020	96.51.09.25	A4	035	98.62.03.30	A2	017			
93.45.01.29	B16	036	95.10.01.16	A4	029	96.51.01.82	A4	014	98.62.03.30	B4	032			
93.45.01.40	D4	022	95.10.01.16	C10	016	98.05.22.22	A10	024	98.62.03.30	B6	018			
93.45.02.24	B16	018	95.10.01.18	C6	013	98.05.22.45	D10	013	98.62.03.35	A2	023			
93.45.02.31	B16	003	95.10.01.21	C4	010	98.05.23.25	B10	042	98.62.03.35	B2	011			
94.32.10.63	B4	028	95.10.01.21	D16	015	98.05.23.26	C6	023	98.62.03.35	B6	002			
94.32.10.72	B2	020	95.10.01.26	D10	029	98.05.23.26	D2	008	98.62.04.35	B4	033			
94.32.10.99	B12	006	95.10.01.41	C4	012	98.05.24.35	D12	038	98.62.04.35	B6	019			
94.32.11.02	B4	016	95.10.01.41	B4	042	98.05.24.75	C14	006	98.62.04.35	C10	008			
94.32.22.19	C4	014	95.10.01.47	D10	014	98.05.24.90	A2	032	98.62.04.80	C10	028			
95.00.02.04	B16	021	95.10.02.50	C16	014	98.05.25.50	B12	016	98.62.05.40	C10	003			
95.00.02.05	A10	008	95.10.02.50	B2	025	98.05.25.55	C2	032	98.62.05.55	C10	004			
95.00.02.05	B10	025	95.10.02.59	C16	014	98.05.25.65	C4	001	98.62.24.22	C16	015			
95.00.02.05	B16	005	95.10.02.59	B2	025	98.05.42.10	C8	038	98.62.24.22	D2	023			
95.00.02.06	C2	019	95.10.05.23	B2	022	98.05.42.12	D16	013	98.62.24.25	E4	015			
95.00.02.06	C4	028	95.10.05.24	C12	043	98.05.42.14	B10	007	98.62.25.22	C2	005			
95.00.02.06	D8	060	95.10.07.09	B2	039	98.05.42.14	B6	003	98.62.25.25	C2	005			
95.00.02.06	B10	010	95.12.09.05	C2	006	98.05.42.14	B4	046	98.82.23.16	A8	021			
95.00.02.06	E2	022	95.12.90.80	D16	022	98.05.43.12	C2	016	98.82.23.25	A6	007			
95.00.02.08	C4	004	95.12.91.00	A10	022	98.05.43.12	B10	021	98.82.24.14	C12	045			
95.00.02.08	E2	007	95.12.91.00	C8	039	98.05.43.14	B2	014	98.82.24.18	C2	012			
95.00.02.10	C4	015	95.12.91.00	B10	016	98.05.43.14	B6	030	98.82.24.20	E4	012			
95.00.42.05	B4	004	95.12.91.10	B10	047	98.05.43.14	B4	009	98.82.24.40	C2	028			
95.00.42.06	B10	048	95.12.91.10	D4	044	98.05.43.14	B8	006	98.83.02.25	D6	028			
95.00.42.06	C4	012	95.12.91.75	A8	022	98.05.43.16	C6	011	99.10.51.29	C4	019			
95.00.42.06	D2	007	95.12.93.80	A2	037	98.05.43.14	B10	028	99.20.04.10	E2	017			
95.00.42.06	B6	009	95.12.93.80	A4	013	98.05.43.14	D16	014	823931080	E2	003			
95.00.42.08	C2	029	95.12.92.60	B10	056	98.05.43.16	A6	027	823931150	E2	015			
95.00.42.08	C2	009	95.12.92.60	D4	035	98.05.43.18	A6	021	823942090	A10	012			
95.00.42.08	C10	030	95.18.70.08	B2	015	98.05.43.18	E2	013	823947090	D2	028			
95.00.42.08	C14	008	95.18.70.02	B16	027	98.05.43.20	C6	022	597392101	C8				
95.00.42.08	B12	042	95.50.02.22	B4	018	98.05.43.22	C4	008	897393210	C8				
95.00.42.10	B12	017	95.50.02.22	B10	049	98.05.44.18	B16	030	897393310	C8				
95.00.42.10	C2	002	95.50.02.22	D6	045	98.05.44.18	C2	008						
95.00.42.10	C2	027	95.50.02.27	D4	037	98.05.44.20	C6	002						
95.00.42.10	C4	002	95.57.03.08	C10	009	98.05.44.25	B14	025						
95.00.42.10	C10	005	95.57.20.35	A8	027	98.05.45.30	C4	012						

A1

BASAMENTO E COPERCHI CRANKCASE - COVERS	CARTER MOTEUR-COUVERCLES KURBELGEHÄUSEUNT.-DECKEL		Tavola - Drawing Table - Bild	1

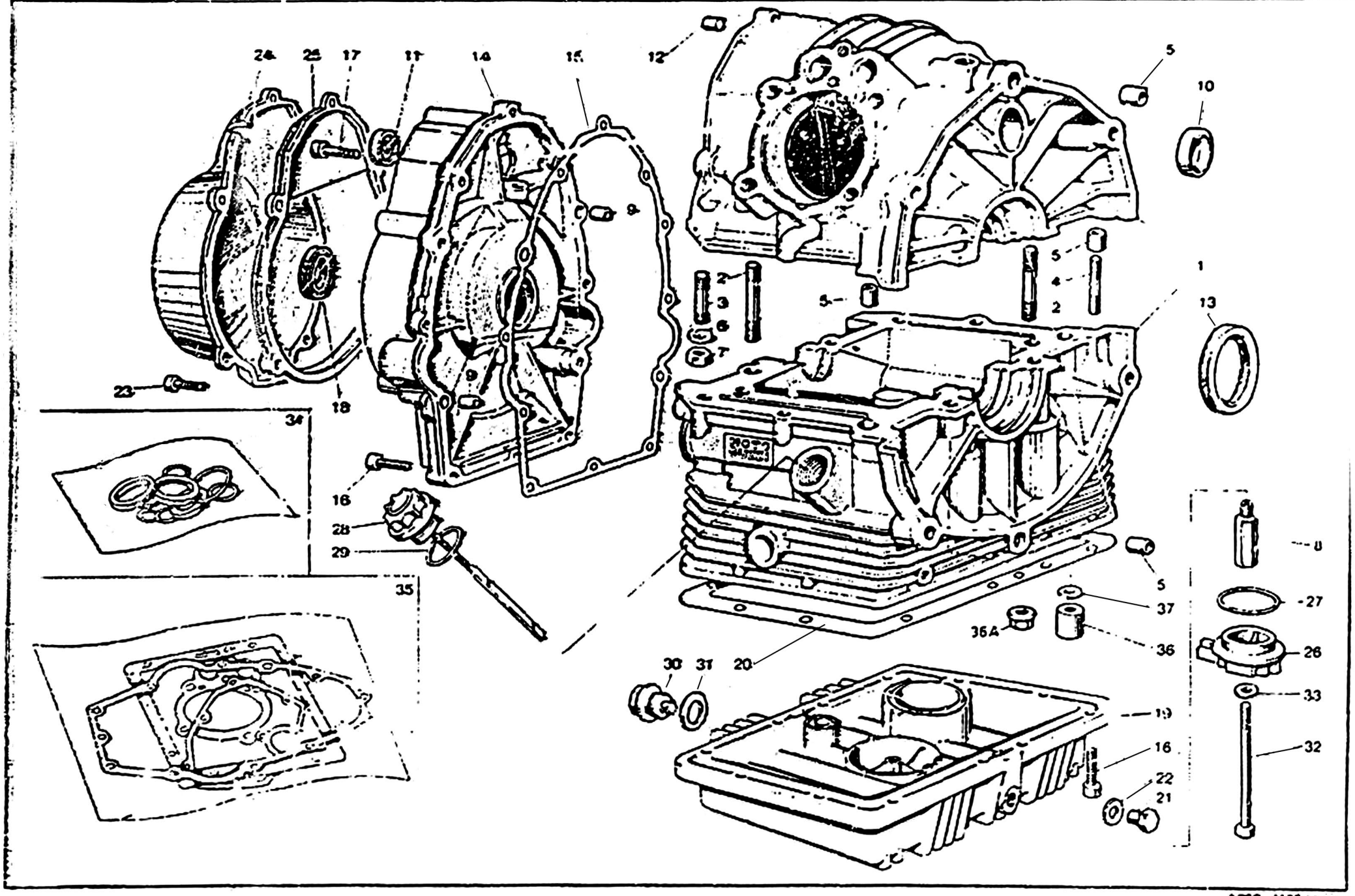

A2

BASAMENTO E COPERCHI CRANKCASE - COVERS	CARTER MOTEUR - COUVERCLES KURBELGEHÄUSEUNT. - DECKEL	Tavola - Drawing Table - Bild 1

NOTE NOTES NOTES MARKE	POS. N.	N. COD. CODE No. No. CODE CODE Nr.	Q.tà Q.ty Q.té Mge	DENOMINAZIONE	DESCRIPTION	DESIGNATION	BEZEICHNUNG
	1	19 00 01 20	1	Basamenti accoppiati	Coupled crankcase	Carters couplés	Kurbelgehäuse
	2	96 45 15 60	4	Prigioniero lungo chius. basamento	Long stud bolt	Goujon long	Langestiftschraube
	3	96 45 14 30	4	Prigioniero corto	Short stud bolt	Goujon court	Kurzstiftschraube
	4	96 50 80 55	2	Prigioniero medio	Middle stud bolt	Goujon moyen	Mittelstiftschraube
	5	19 01 50 20	4	Boccola di riferimento	Bush	Douille	Buchse
	6	61 27 03 00	6	Rosetta elastica ondulata	Tooth washer	Rondelle dentée	Zahnscheibe
	7	92 60 22 08	5	Dado per prigionieri	Nut	Ecrou	Mutter
	8	19 00 38 00	1	Raccordo sul basamento	Union	Raccord	Verbindung
	9	19 00 20 20	1	Boccola di riferimento	Bush	Douille	Buchse
	10	19 01 63 20	1	Tappo chiusura foro	Plug	Bouchon	Stopfen
	11	90 40 15 30	1	Anello di tenuta	Seal ring	Bague d'étanchéité	Dichtring
	12	19 01 60 00	1	Tappo su semibasamento superiore	Plug	Bouchon	Stopfen
	13	90 40 53 67	1	Anello di tenuta	Seal ring	Bague d'étanchéité	Dichtring
	14	19 00 14 20	1	Coperchio distribuzione	Cover	Couvercle	Deckel
	15	19 00 12 00	1	Guarnizione per coperchio	Gasket	Joint	Dichtung
	16	98 62 03 25	22	Vite per coperchio e coppa	Screw	Vis	Schraube
	17	98 62 03 30	2	Vite lunga fissaggio coperchio	Screw	Vis	Schraube
	18	90 40 28 40	1	Anello di tenuta	Seal ring	Bague d'étanchéité	Dichtring
	19	19 00 35 02	1	Coppa olio	Oil sump	Carter inférieur	Ölwanne
	20	19 00 38 02	1	Guarnizione	Gasket	Joint	Dichtung
	21	95 98 02 12	1	Tappo scarico olio	Oil drain plug	Bouchon d'échapp. huile	Auslassölstopfen
	22	10 52 89 00	1	Guarnizione alluminio	Gasket	Joint	Dichtung
	23	98 62 03 35	5	Vite fissaggio coperchio	Screw	Vis	Schraube
	24	19 00 16 20	1	Coperchio generatore	Cover	Couvercle	Deckel
	25	19 00 11 20	1	Flangia coperchio alternatore	Flange	Flasque	Flasch
	26	19 00 34 00	1	Coperchio	Cover	Couvercle	Deckel
	27	90 70 64 60	1	Anello di tenuta	Seal ring	Bague d'étanchéité	Dichtring
	28	19 00 49 20	1	Tappo carico olio	Oil filler plug	Bouchon de rempliss. huile	Oleinfüllstutzen
	29	90 70 62 82	1	Anello di tenuta	Seal ring	Bague d'étanchéité	Dichtring
	30	12 00 37 02	1	Tappo scarico olio	Oil drain plug	Bouchon d'échapp. huile	Auslassölstopfen
	31	95 10 07 09	1	Guarnizione	Gasket	Joint	Dichtung
	32	98 05 24 90	1	Bullone fissaggio filtro	Bolt	Boulon	Bolzen
	33	12 15 42 00	1	Ranella	Washer	Rondelle	Scheibe
	34	19 99 95 01	1	Serie paraolio	Oil seal set	Jeu retour d'huile	Ölspritzringsatz
	35	19 99 90 80	1	Serie guarnizioni	Gasket set	Jeu de joints	Dichtungsatz
	36	13 02 19 00	4	Dado a colonnetta	Nut	Ecrou	Mutter
	36A	92 66 00 10	4	Dado	Nut	Ecrou	Mutter
	37	95 12 91 80	4	Ranella	Washer	Rondelle	Scheibe
	—	19 99 10 80	1	Motore completo senza cambio	Engine assy without transmission	Moteur complet sans boite à vitesses	Motor kpl. ohne Schaltgetriebe
	—	19 99 14 75	1	Motore e cambio completo	Engine & transmission assy	Moteur et boite à vit. comp.	Motor und Schaltung

A3

TESTA E CILINDRO HEAD AND CYLINDER	CULASSE ET CYLINDRE KOPF UND ZYLINDER		Tavola - Drawing Table - Bild	2

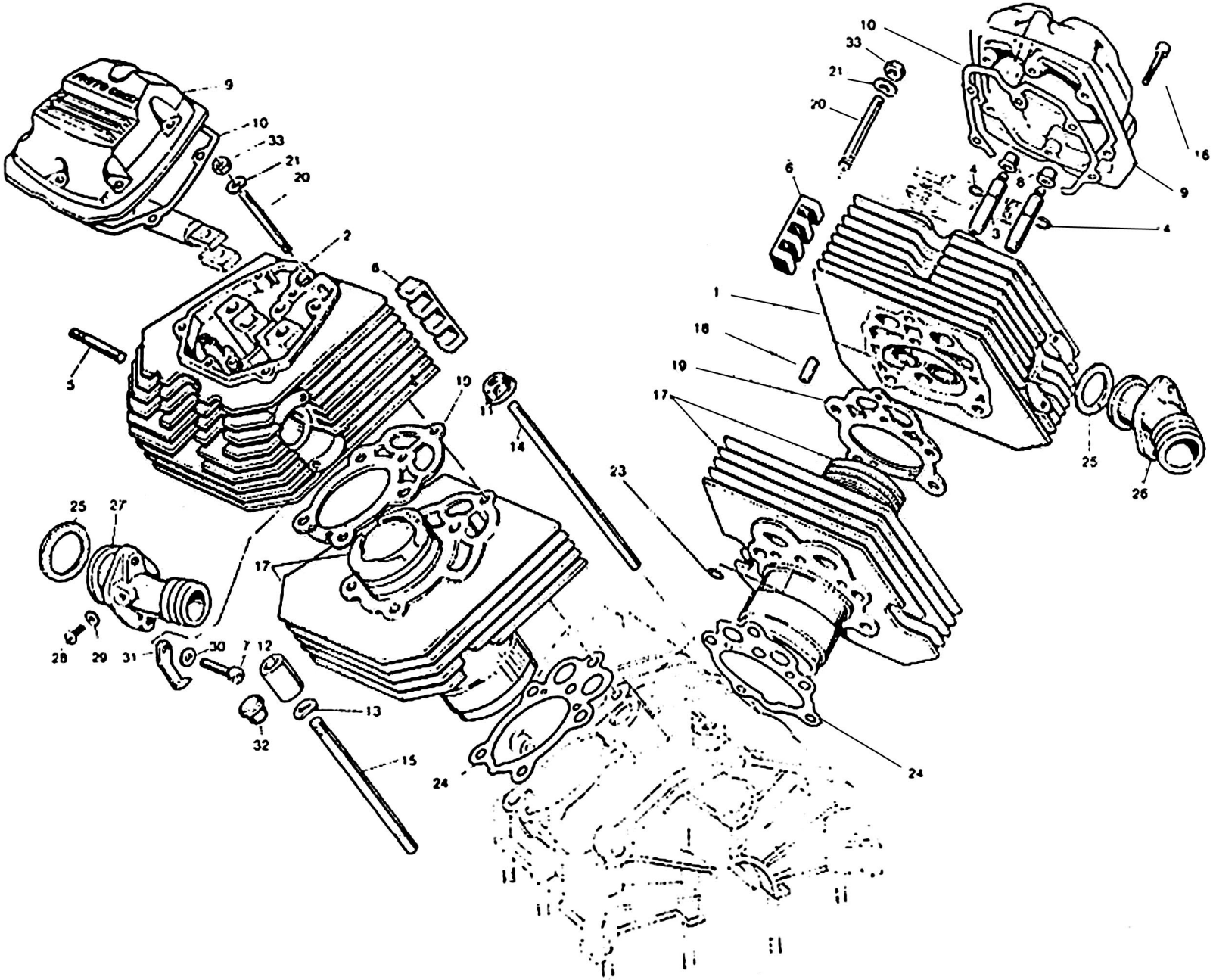

A4

TESTA E CILINDRO HEAD AND CYLINDER	CULASSE ET CYLINDRE KOPF UND ZYLINDER	Tavola - Drawing Table - Bild **2**

NOTE NOTES NOTES MARKE	POS N.	N. COD. CODE No. No CODE CODE Nr	Q.ta Qty Qte Menge	DENOMINAZIONE	DESCRIPTION	DESIGNATION	BEZEICHNUNG
	1	19 02 21 80	1	Testa destra completa	R.H. cylinder head	Culasse D compl.	Zylinderkopf. R.
	2	19 02 22 80	1	Testa sinistra completa	L.H. cylinder head	Culasse G compl.	Zylinderkopf. L.
	3	61 03 68 01	4	Guidavalvole	Valve guide	Guide de soupape	Ventilführung
	4	90 35 30 09	4	Anello elastico	Circlip	Jonc élastique	Sperring
	5	96 50 60 42	4	Prigioniero	Stud bolt	Goujon	Stiftschraube
	6	19 02 53 00	4	Tassello antivibrante	Vibration damper piece	Anti-vibrant	Schwingungdämpfer
	7	98 62 23 25	4	Vite	Screw	Vis	Schraube
	8	61 03 78 01	4	Cappellotto tenuta olio	Cap	Capuchon	Kappe
	9	19 02 35 20	2	Coperchio testa	Head cover	Couvercle culasse	Zylinderkopfdeckel
	10	19 02 37 00	2	Guarnizione per coperchio	Gasket	Joint	Dichtung
	11	92 66 00 10	4	Dado prigioniero lungo	Nut	Ecrou	Mutter
	12	13 02 19 00	4	Dado a colonnetta	Nut	Ecrou	Mutter
	13	95 12 91 80	4	Ranella	Washer	Rondelle	Scheibe
	14	96 51 01 62	4	Tirante lungo	Long tie rod	Tirant long	Lange Tragstange
	15	96 51 01 25	4	Tirante corto	Short tie rod	Tirant court	Kurze Tragstange
	16	98 62 03 25	12	Vite fissaggio coperchio	Screw	Vis	Schraube
	17	19 06 01 80	2	Cilindro e pistone	Cylinder & piston	Cylindre et piston	Zylinder und Kolben
	18	19 02 13 21	2	Boccola di riferimento	Bush	Douille	Buchse
	19	19 02 20 81	2	Guarnizione	Gasket	Joint	Dichtung
	20	96 50 81 07	2	Tirante centrale	Central tie rod	Tirant central	Zentralträgstange
	21	61 27 03 00	2	Ranella	Washer	Rondelle	Scheibe
	23	61 02 72 00	2	Guarnizione OR	Gasket	Joint	Dichtung
	24	19 02 06 20	2	Guarnizione	Gasket	Joint	Dichtung
	25	19 11 55 80	2	Guarnizione per pipa	Gasket	Joint	Dichtung
	26	19 11 50 80	1	Pipa aspirazione destra	R.H. manifold	Pipe D	Ansaugkrümmer. R.
	27	19 11 50 81	1	Pipa aspirazione sinistra	L.H. manifold	Pipe G	Ansaugkrümmer. L.
	28	98 31 06 10	2	Vite chiusura foro	Screw	Vis	Schraube
	29	95 10 01 18	2	Ranella	Washer	Rondelle	Scheibe
	30	61 01 38 00	2	Ranella per vite	Washer	Rondelle	Scheibe
	31	19 71 80 00	2	Fascetta	Clamp	Collier	Schelle
	32	93 18 02 45	4	Tappo per dado	Plug	Bouchon	Stopfen
	33	92 60 22 08	2	Dado tirante centrale	Nut	Ecrou	Mutter

A5

IMBIELLAGGIO - FRIZIONE CONNECTING SYSTEM - CLUTCH	EQUIPAGE MOBILE - EMBRAYAGE PLEUEL - KUPPLUNG		Tavola - Drawing Table - Bild	3

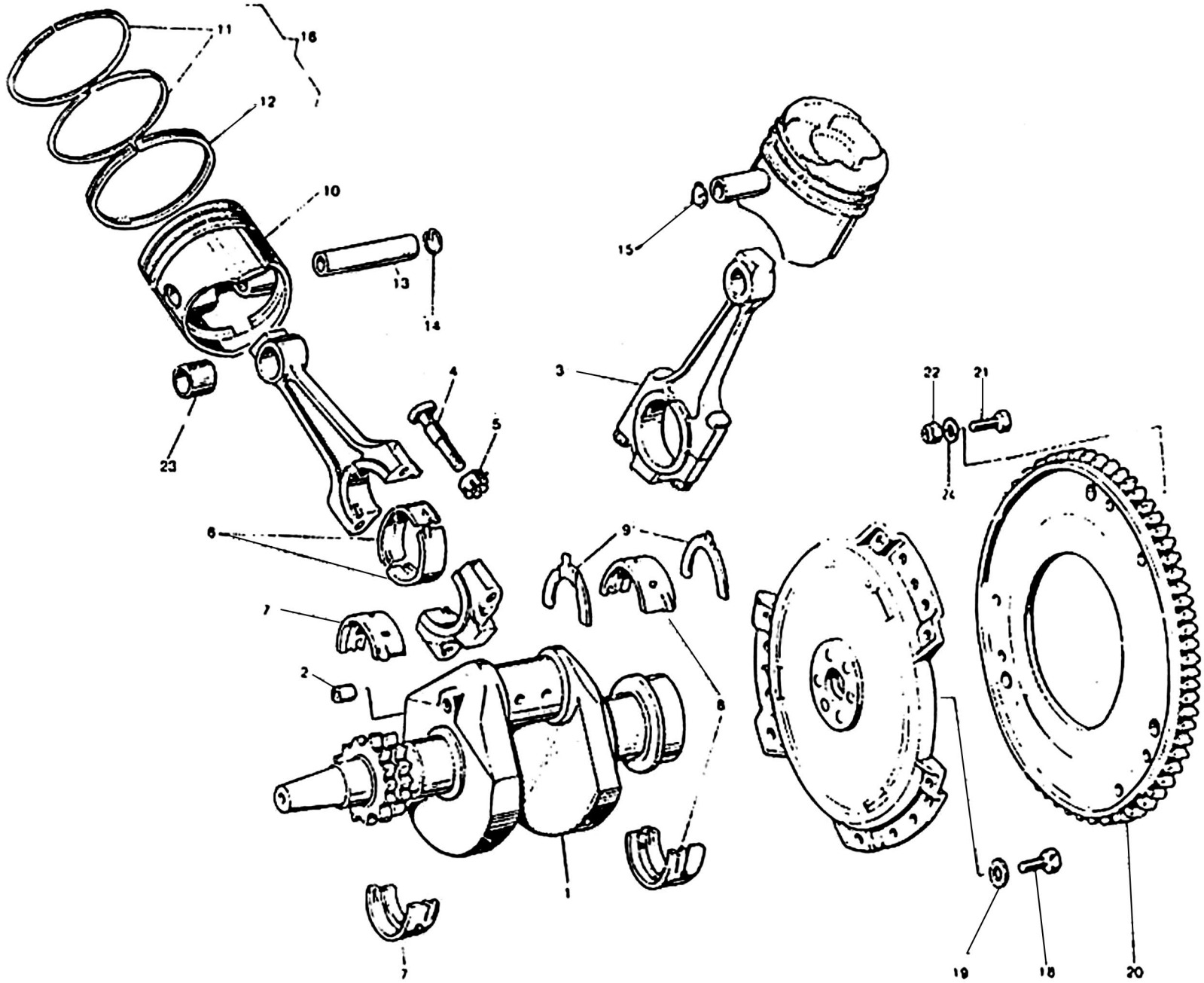

A6

IMBIELLAGGIO - FRIZIONE CONNECTING SYSTEM - CLUTCH	EQUIPAGE MOBILE - EMBRAYAGE PLEUEL - KUPPLUNG			Tavola - Drawing Table - Bild 3

NOTE NOTES NOTES MARKE	POS N.	N COD CODE No No CODE CODE Nr	Q.tà Qty Qte Mge	DENOMINAZIONE	DESCRIPTION	DESIGNATION	BEZEICHNUNG
	1	19 06 42 80	1	Albero motore	Crankshaft	Vilebrequin	Kurbelwelle
	2	19 06 54 00	1	Tappo	Plug	Bouchon	Stopfen
	3	19 06 15 20	2	Biella completa	Connecting rod, assy	Bielle complete	Pleuelstange kpl
	4	19 06 22 20	4	Vite fissaggio cappello	Screw	Vis	Schraube
	5	61 06 24 01	4	Dado	Nut	Ecrou	Mutter
	6	19 06 20 20	4	Semicuscinetto di biella	Big-end half bearing	Demi-couss. de tête bielle	Pleuellager schale
	7	19 06 56 20	2	Semicuscinetto di banco	Main half-bearing	Demi-couss. de vilebr.	Hauptlager
	8	19 06 65 20	2	Semicuscinetto di banco posteriore	Rear main half-bearing	Demi-couss. de vilebr. AR	Hauptlager
	9	19 06 64 20	2	Semirosetta di spallamento	Half-washer	Demi-rondelle	Halb-Scheibe
	10	19 06 04 81	2	Pistone nudo	Piston	Piston	Kolben
	11	19 06 07 50	4	Fascia elastica di tenuta	Piston ring	Segment d'etancheite	Kolbenring
	12	19 06 10 50	2	Fascia raschiaolio	Scraper ring	Segment racleur	Oelabstreifring
	13	19 06 12 80	2	Spinotto per pistone	Wrist pin	Axe du piston	Kolbenbolzen
	14	19 06 13 20	4	Anello di fermo	Retaining ring	Bague de serrage	Verschlussring
	15	19 06 02 81	2	Pistone completo	Piston assy	Piston complet	Kolben kpl
	16	19 06 06 50	2	Gruppo fasce elastiche	Piston ring set	Ensemble segment d'etan	Kolbenringsatz
	18	19 06 77 00	6	Vite	Screw	Vis	Schraube
	19	14 61 59 01	6	Rosetta	Washer	Rondelle	Scheibe
	20	19 06 79 00	1	Corona dentata	Crown gear	Couronne dentee	Anlasszahnkranz
	21	98 05 43 16	6	Vite per frizione A.P.	Screw	Vis	Schraube
	21	98 05 43 18	6	Vite per frizione Pitteri e Violini	Screw	Vis	Schraube
	22	92 63 01 06	6	Dado autobloccante per frizione Pitteri e Violini	Self-locking nut	Ecrou a autoblocage	Mutter
	23	19 06 18 20	2	Boccola biella	Connecting rod bush	Douille bielle	Pleuelbuchse
	24	14 21 79 01	6	Rondella per frizione A.P	Washer	Rondelle	Scheibe

A7

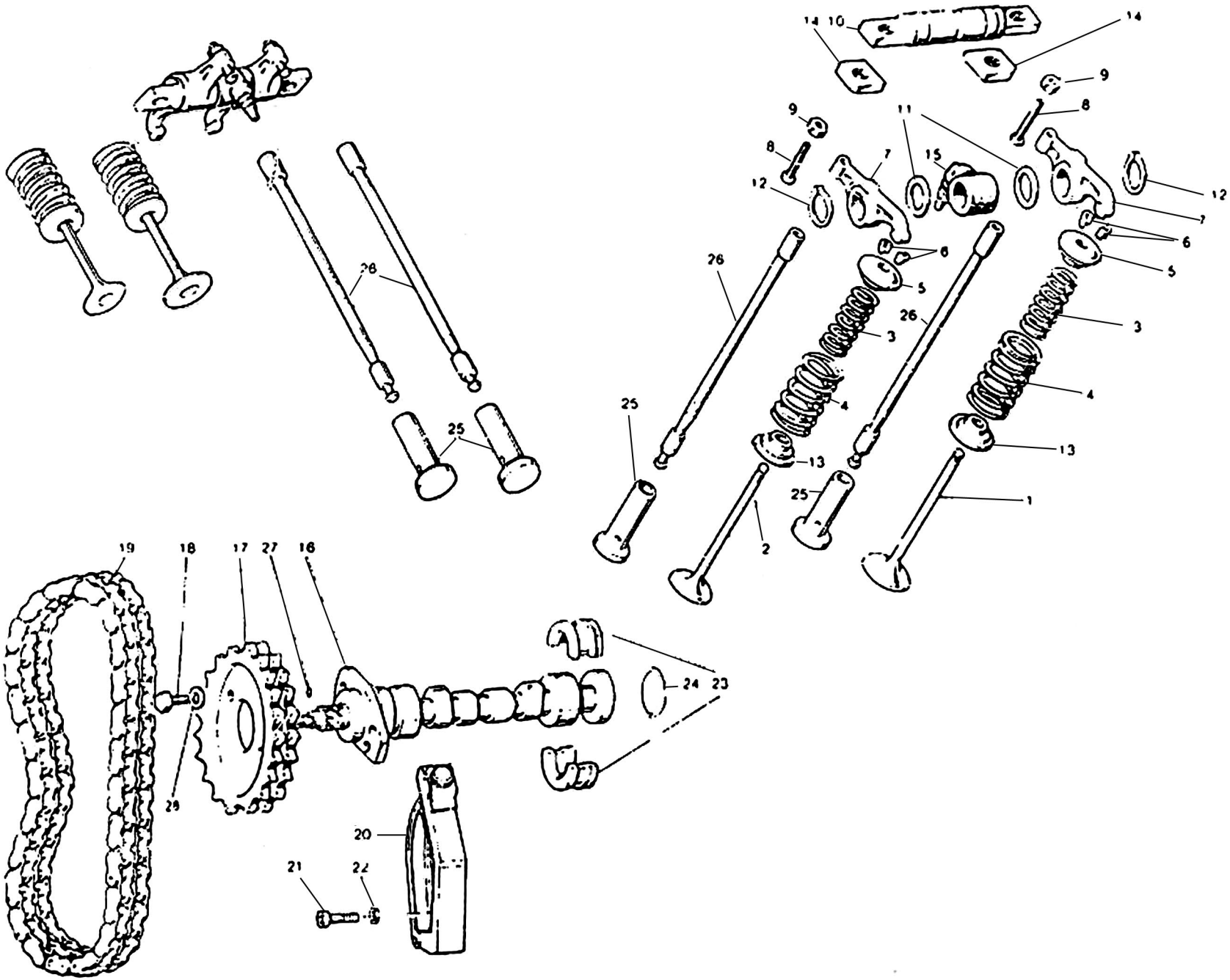
14
10
14
9
9
8
8
11
7
15
12
12
7
6
6
5
5
26
26
3
3
4
4
25
25
13
13
25
1
2
19
18
17
27
16
24
23
28
20
21
22

A8

DISTRIBUZIONE TIMING SYSTEM	DISTRIBUTION STEUERUNG	Tavola - Drawing Table - Bild 4

NOTE NOTES NOTES MARKE	POS. N.	N. COD. CODE No. No. CODE CODE Nr	Q.tà Qty Qté Menge	DENOMINAZIONE	DESCRIPTION	DESIGNATION	BEZEICHNUNG
	1	19 03 60 80 2	2	Valvola aspirazione	Intake valve	Soupape d'admission	Einlassventil
	2	~~19 03 60 10~~	2	Valvola scarico	Exhaust valve	Soupape d'échappement	Auslassventil
	3	61 03 78 00	4	Molla interna	Inner spring	Ressort intérieur	Innenfeder
	4	61 03 75 00	4	Molla esterna	Outer spring	Ressort extérieur	Aussenfeder
	5	61 03 80 00	4	Piattello superiore	Upper plate	Plaque supérieure	Oberteller
	6	61 03 81 00	8	Semiconi	Cotter	Demi-cône	Kegelstück
	7	19 03 05 00	4	Bilanciere aspirazione scarico	Intake & exh. rocker arm	Culbuteur d'adm.-échapp.	Einlass-Auslasskipphebel
	8	19 03 40 00	4	Vite	Screw	Vis	Schraube
	9	92 60 24 06	4	Dado	Nut	Ecrou	Mutter
	10	19 03 20 80	2	Perno bilancieri	Rocker arm pin	Goujon de culbuteur	Kipphebelbolt
	11	19 03 23 80	4	Rosetta di rasamento	Washer	Rondelle	Scheibe
	12	90 27 10 18	4	Anello Seeger	Snap ring	Bague	Seegerring
	13	61 03 70 00	4	Piattello inferiore	Lower plate	Plaque inférieure	Unterteller
	14	19 03 29 80	4	Spessore	Spacer	Entretoise	Distanzstück
	15	19 02 75 00	2	Manicotto	Sleeve	Manchon	Manschette
	16	19 05 33 20	1	Albero a camme	Camshaft	Arbre à cames	Nockenwelle
	17	19 05 45 20	1	Ingranaggio distribuzione	Timing gear	Pignon de distribution	Nockenwellenrad
	18	61 05 49 00	2	Bullone	Bolt	Boulon	Bolzen
	19	19 05 80 20	1	Catena comando distribuzione	Timing chain	Chaîne de distribution	Steuerkette
	20	19 05 82 20	1	Tendicatena distribuzione	Chain stretching drive	Tendeur de chaîne	Kettenspanner
	21	96 82 23 18	1	Vite fissaggio guida	Screw	Vis	Schraube
	22	95 12 91 15	1	Rondella per vite	Washer	Rondelle	Scheibe
	23	19 05 57 00	2	Settore fermo	Sector	Secteur	Sektor
	24	90 35 30 29	1	Anello elastico	Spring ring	Bague élastique	Federring
	25	19 04 58 01	4	Punteria	Valve tappet	Poussoir de soupape	Ventilstössel
	26	19 04 50 20	4	Astina comando bilancieri	Rod	Tige	Stosselstange
	27	95 51 20 35	1	Rullo per albero a camme	Roller	Rouleau	Walze
	28	14 61 59 01	2	Rondella di sicurezza	Safety washer	Rondelle de sûreté	Sicherungsblech

A9

ALIMENTAZIONE SCARICO FEEDING - EXHAUST	ALIMENTATION - ECHAPPEMENT ZUFÜHRUNG - AUSPUFF		Tavola - Drawing Table - Bild	5

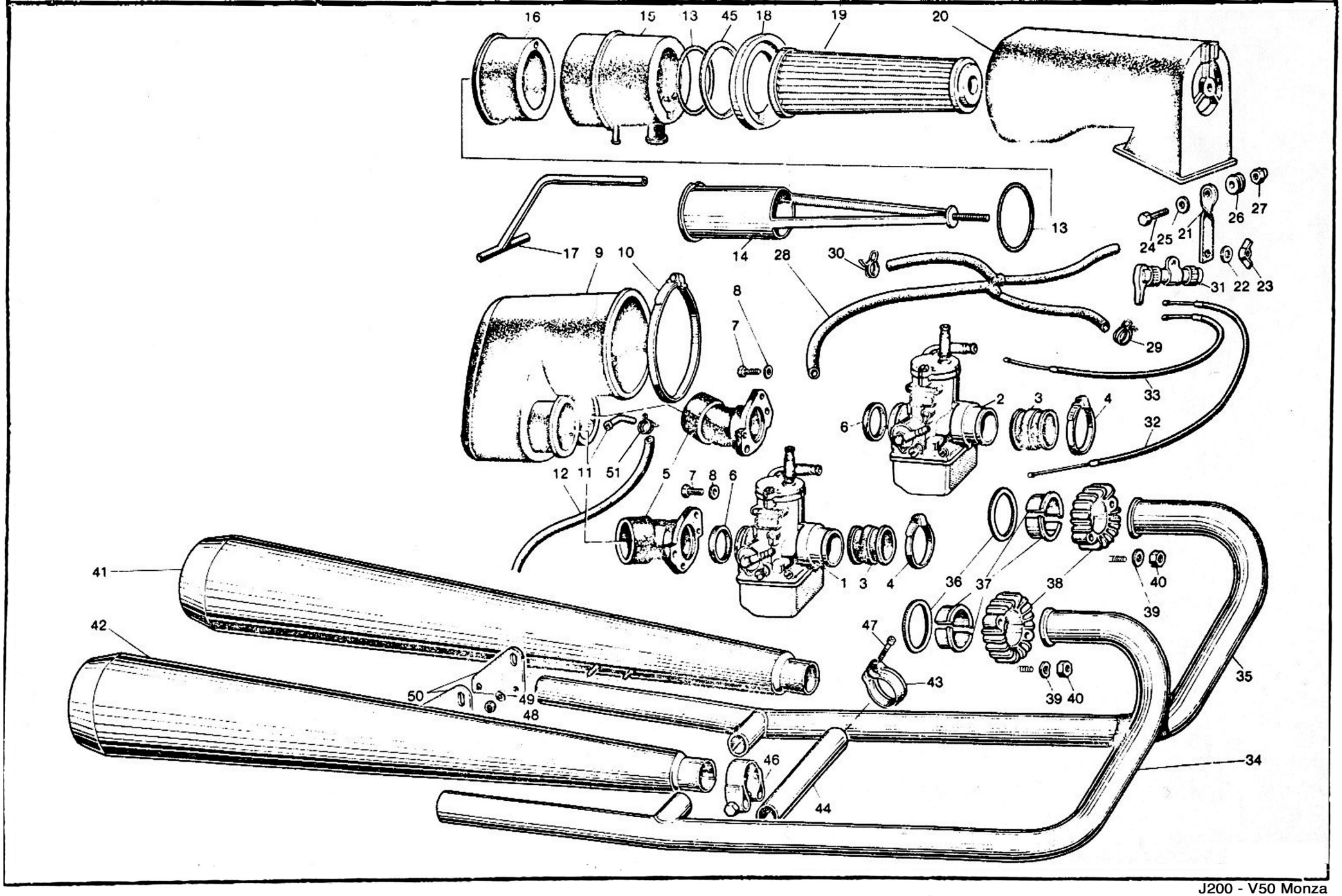

A10

ALIMENTAZIONE - SCARICO FEEDING - EXHAUST	ALIMENTATION - ECHAPPEMENT ZUFÜHRUNG - AUSPUFF	Tavola - Drawing Table - Bild 5

NOTE NOTES NOTES MARKE	POS N.	N. COD. CODE No. No CODE CODE Nr	Q.tà Qty Qte Mge	DENOMINAZIONE	DESCRIPTION	DESIGNATION	BEZEICHNUNG
	1	19 11 26 80	1	Carburatore destro PHBH 28	R.H. carburetor PHBH 28	Carburateur D PHBH 28	Vergaser R PHBH 28
	2	19 11 26 81	1	Carburatore sinistro PHBH 28	L.H. carburetor PHBH 28	Carburateur G PHBH 28	Vergaser L PHBH 28
	3	19 11 43 60	2	Manicotto collegamento carburatore	Carburetor sleeve	Manchon carburateur	Vergasermanschette
	4	93 30 50 32	4	Fascetta	Clamp	Collier	Schelle
	5	19 11 44 80	2	Cornetto presa aria	Air intake	Prise d'air	Lufteinlassrohr
	6	19 11 46 80	2	Anello di tenuta	Seal ring	Bague d'etanchéite	Dichtring
	7	98 05 42 14	4	Vite	Screw	Vis	Schraube
	8	95 00 02 05	4	Ranella	Washer	Rondelle	Scheibe
	9	19 11 43 00	1	Collettore aspirazione	Induction manifold	Collecteur d'admission	Ansaugsammler
	10	93 30 50 92	1	Fascetta	Clamp	Collier	Schelle
	11	17 11 46 50	1	Tubetto	Pipe	Tuyau	Rohr
	12	823 94 20 90	—	Tubo sfiato	Breather pipe	Tuyau de décharge	Entlufterrohr
	13	90 70 65 52	2	Anello di tenuta	Seal ring	Bague d'étanchéite	Dichtring
	14	19 15 57 00	1	Supporto filtro	Filter support	Support filtre	Filterhalter
	15	19 15 67 01	1	Elemento anteriore sfiato	Front breather element	Elément AV décharge	Vord. Entlufterteil
	16	19 15 69 00	1	Elemento posteriore sfiato	Rear breather element	Elément AR décharge	Hint. Entlufterteil
	17	19 15 60 01	1	Tubo sfiato interno	Inner vent hose	Tuyau de reniflard int.	Entlüftungschlauch
	18	17 11 34 50	1	Fondello di guida	Ring	Anneau	Ring
	19	17 11 36 51	1	Filtro aria	Filter cartridge	Cartouche filtre	Luftfilterpatrone
	20	17 11 40 50	1	Custodia filtro	Air filter chamber	Chambre de filtre air	Luftfilterkamer
	21	19 11 41 00	1	Piastra di supporto	Plate	Plaque	Platte
	22	95 12 91 00	1	Ranella	Washer	Rondelle	Scheibe
	23	92 67 03 05	1	Dado ad alette	Wing nut	Ecrou-papillon	Flügelmutter
	24	98 05 22 22	1	Vite	Screw	Vis	Schraube
	25	95 10 00 59	2	Ranella	Washer	Rondelle	Scheibe
	26	91 55 10 85	1	Gommino	Rubber	Caoutchouc	Gummistück
	27	92 63 01 05	1	Dado nylon	Nylon nut	Ecrou en nylon	Nylonmutter
**	28	19 10 65 50	1	Tubazione benzina	Fuel pipe	Tuyau d'alim. essence	Kraftstoffleitung
	29	61 10 84 00	2	Fascetta	Clamp	Collier	Schelle
	30	61 10 85 00	2	Fascetta	Clamp	Collier	Schelle
	31	19 13 31 00	1	Dispositivo comando starter	Starter device	Dispositif de démarrage	Startvorrichtung
	32	19 13 35 00	1	Trasmissione starter destro	R.H. starter cable	Fil de démarrage D	Starthabel. R
	33	19 13 40 00	1	Trasmissione starter sinistro	L.H. starter cable	Fil de démarrage G	Starthabel. L
	34	19 12 07 35	1	Tubo di scarico destro	R.H. exhaust pipe	Tuyau d'échappement D	Auspuffrohr. R
	35	19 12 07 36	1	Tubo di scarico sinistro	L.H. exhaust pipe	Tuyau d'échappement G	Auspuffrohr. L
	36	61 02 52 00	2	Guarnizione	Gasket	Joint	Dichtung
	37	61 02 54 00	4	Distanziale	Spacer	Entretoise	Distanzstück
	38	19 12 10 50	2	Ghiera	Ring nut	Collier	Ring
	39	61 01 38 00	4	Ranella	Washer	Rondelle	Scheibe
	40	92 70 10 62	4	Dado	Nut	Ecrou	Mutter

A11

ALIMENTAZIONE SCARICO FEEDING - EXHAUST	ALIMENTATION - ECHAPPEMENT ZUFÜHRUNG - AUSPUFF		Tavola - Drawing Table - Bild	5

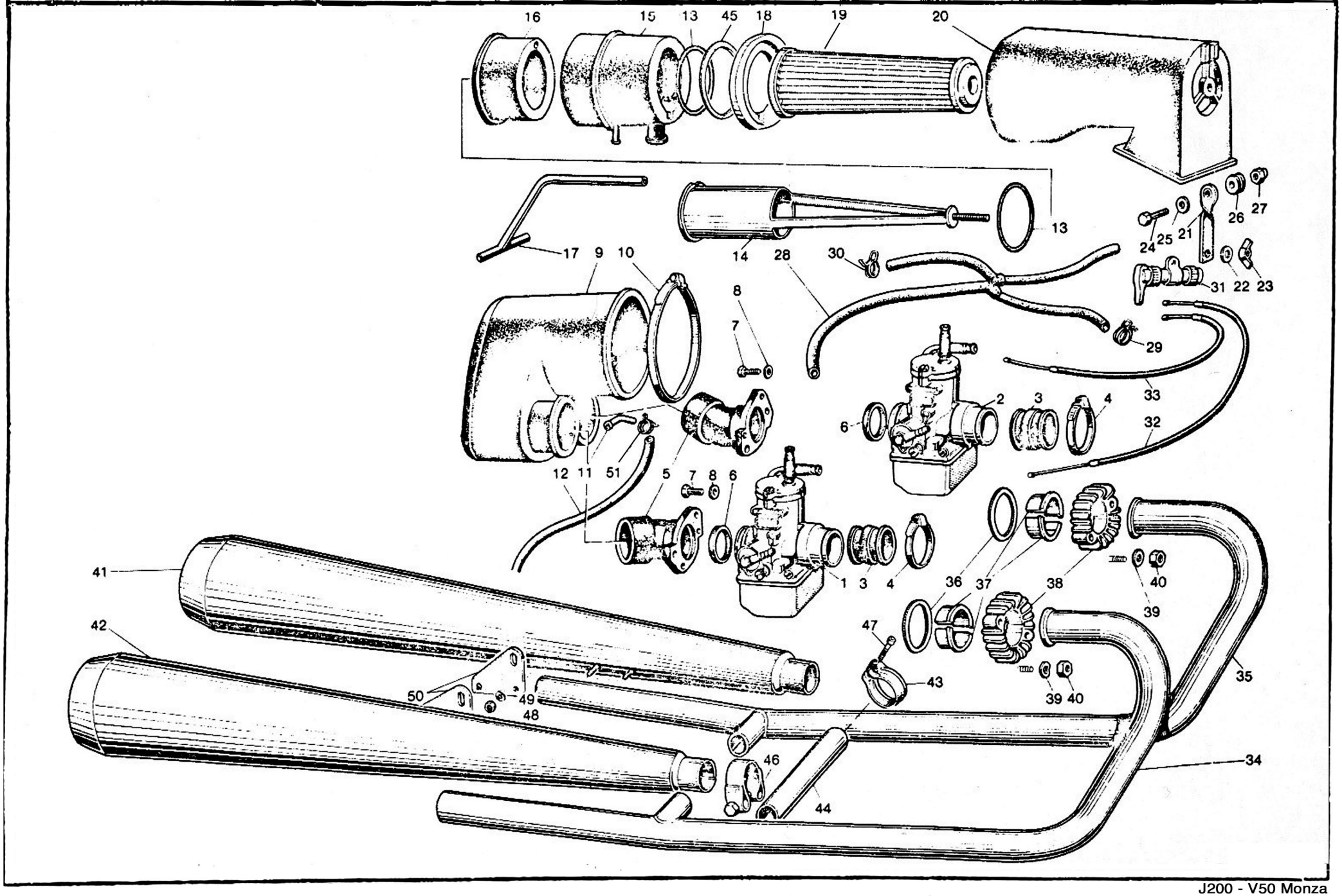

A12

ALIMENTAZIONE - SCARICO FEEDING - EXHAUST	ALIMENTATION - ECHAPPEMENT ZUFÜHRUNG - AUSPUFF				Tavola - Drawing Table - Bild	5
NOTE NOTES NOTES MARKE	POS N.	N. COD. CODE No. No CODE CODE Nr	Q.tà Qty Qte Menge	DENOMINAZIONE	DESCRIPTION	DESIGNATION	BEZEICHNUNG
	41	19 12 29 35	1	Silenziatore sinistro (omologazione 36361 S)	L.H. silencer	Silencieux G	Schalldämpfer, L.
	41	19 12 29 36	1	Silenziatore sinistro (omologazione S 19)	L.H. silencer	Silencieux G	Schalldämpfer, L.
	42	19 12 30 35	1	Silenziatore destro (omologazione 36361 S)	R.H. silencer	Silencieux D	Schalldämpfer, R.
	42	19 12 30 36	1	Silenziatore destro (omologazione S 19)	R.H. silencer	Silencieux D	Schalldämpfer, R.
	43	61 12 89 20	2	Fascetta	Clamp	Collier	Schelle
	44	19 12 11 35	1	Tubo di collegamento	Connecting pipe	Tuyau de liaison	Verbindungsrohr
	45	19 11 39 00	1	Guarnizione	Gasket	Joint	Dichtung
	46	19 12 34 35	2	Fascetta completa	Clamp, complete	Collier, complet	Schelle, kpl.
	47	61 12 75 20	2	Vite fissaggio fascetta	Screw	Vis	Schraube
	48	92 60 22 06	4	Dado	Nut	Ecrou	Mutter
	49	61 27 03 00	4	Rosetta ondulata	Washer	Rondelle	Scheibe
	50	19 12 86 35	1	Piastra attacco (silenziatore cod. 19 12 30 35)	Plate (silencer code 19 12 30 35)	Plaque (silenc. code 19 12 30 35)	Platte (Schalldämpfer Code 19 12 30 35)
	50	19 12 86 36	1	Piastra attacco (silenziatore cod. 19 12 30 36)	Plate (silencer code 19 12 30 36)	Plaque (silenc. code 19 12 30 36)	Platte (Schalldämpfer Code 19 12 30 36)
	51	35 10 84 50	2	Fascetta	Clamp	Collier	Schelle
	52	19 12 87 35	1	Piastra attacco (silenziatore cod. 19 12 29 35)	Plate (silencer code 19 12 29 35)	Plaque (silenc. code 19 12 29 35)	Platte (Schalldämpfer Code 19 12 29 35)
	52	19 12 87 36	1	Piastra attacco (silenziatore cod. 19 12 29 36)	Plate (silencer code 19 12 29 36)	Plaque (silenc. code 19 12 29 36)	Platte (Schalldämpfer Code 19 12 29 36)

** Specificare la quantità in metri (1 m - 2 m - ecc.) - Indicate quantity required in meters (1 m - 2 m - etc.)
Indiquer les quantités en mètres (1 m - 2 m - etc.) - Erforder in Meter (1 m - 2 m - etc. bestellen)

CARBURATORE - COMPONENTI
CARBURETOR - PARTS

CARBURATEUR - COMPOSANTS
VERGASER - TEILE

Tavola - Drawing
Table - Bild
6

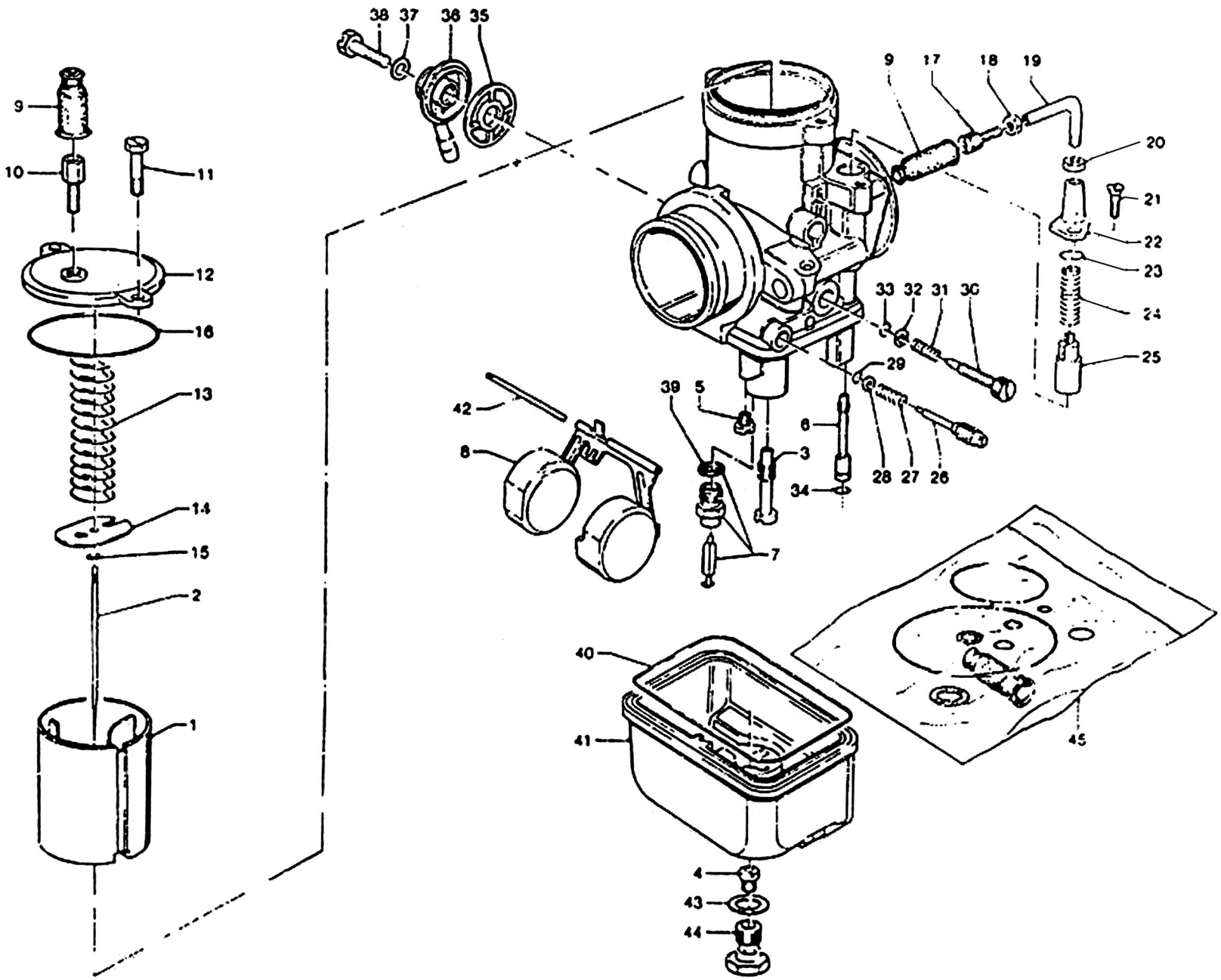

A14

CARBURATORE - COMPONENT CARBURETOR - PARTS	CARBURATEUR - COMPOSANTS VERGASER - TEILE	Tavola - Drawing Table - Bild 6

NOTE NOTES NOTES MARKE	POS N.	N. COD. CODE No. No CODE CODE Nr	Q.tà Qty Qte Menge	DENOMINAZIONE	DESCRIPTION	DESIGNATION	BEZEICHNUNG
	1	19 93 48 80	2	Valvola gas	Throttle valve	Papillon de gaz	Drosselklappe
	2	19 93 49 80	2	Spillo conico x 6 - 3a tacca	Needle	Pointeau conique	Kon. Nadel
	3	19 93 55 80	2	Polverizzatore (268 T)	Fuel nozzle (268 T)	Pulvérisateur (268 T)	Einspritzduse (268 T)
	4	19 93 57 80	2	Getto massimo (118)	Main jet (118)	Gicleur principal (118)	Hauptdüse (118)
	5	10 93 59 00	2	Getto minimo (50)	Slow running jet (50)	Gicleur ralenti (50)	Leerlaufdüse (50)
	6	19 93 60 00	2	Getto avviamento	Starting jet	Gicleur démarreur	Anlassdüse
	7	19 93 46 00	2	Valvola spillo	Needle valve	Pointeau	Nadelventil
	8	19 93 43 80	2	Galleggiante	Float	Flotteur	Schwimmer
*	9		4	Cappuccio cavo gas e avviamento	Cap	Capuchon	Kappe
	10	12 93 72 00	2	Vite tendifilo	Screw	Vis	Schraube
	11	14 93 46 50	2	Vite fissaggio	Screw	Vis	Schraube
	12	19 93 50 80	2	Coperchio camera miscela	Cover	Couvercle	Deckel
	13	19 93 71 80	2	Molla richiamo valvola gas	Spring	Ressort	Feder
	14	19 93 85 80	2	Piastrina rit. fermaglio spillo conico	Plate	Plaque	Platte
	15	65 93 36 00	2	Fermaglio spillo conico	Fastener clip	Goujon	Klemme
*	16		2	Guarnizione coperchio camera misc.	Gasket	Joint	Dichtung
	17	53 93 72 00	2	Vite tendifilo	Screw	Vis	Schraube
	18	49 93 88 00	2	Dado bloccaggio vite tendifilo	Nut	Ecrou	Mutter
	19	49 93 89 00	2	Tubetto deviatore	Pipe	Tuyau	Rohr
	20	12 93 73 00	4	Dado bloccaggio tubetto deviatore	Nut	Ecrou	Mutter
	21	13 93 79 00	2	Vite fissaggio dispositivo avviam.	Screw	Vis	Schraube
	22	17 93 74 50	2	Coperchio dispositivo avviamento	Starter device cover	Couvercle dispositif dém.	Startvor. Deckel
*	23		2	Guarnizione	Gasket	Joint	Dichtung
	24	39 93 76 00	2	Molla valvola avviamento	Spring	Ressort	Feder
	25	13 93 78 00	2	Valvola avviamento	Starter valve	Soupape de démarrage	Startventil
	26	13 93 62 00	2	Vite regolazione miscela minimo	Screw	Vis	Schraube
	27	13 93 63 00	2	Molla vite regolazione miscela min.	Spring	Ressort	Feder
	28	65 93 37 00	2	Rondella piana	Washer	Rondelle	Scheibe
*	29		2	Guarnizione vite reg. miscela min.	Gasket	Joint	Dichtung
	30	13 93 66 00	2	Vite regolazione valvola gas	Screw	Vis	Schraube
	31	13 93 67 00	2	Molla vite regol. valvola gas	Spring	Ressort	Feder
	32	14 93 16 50	2	Rondella piana	Washer	Rondelle	Scheibe
*	33		2	Guarnizione vite reg. valvola gas	Gasket	Joint	Dichtung
*	34		2	Guarnizione getto avviamento	Gasket	Joint	Dichtung
	35	43 93 40 00	2	Filtro benzina	Fuel filter	Filtre essence	Benzinfilter
	36	35 93 46 70	2	Pipetta raccordo tubo benzina	Union	Tuyau de raccord	Pipette
	37	13 93 47 00	2	Guarnizione vite fissaggio pipetta	Gasket	Joint	Dichtung
	38	10 93 49 00	2	Vite fissaggio pipetta	Screw	Vis	Schraube
	39		2	Guarnizione valvola spillo	Gasket	Joint	Dichtung
	40		2	Guarnizione vaschetta	Gasket	Joint	Dichtung

A15

CARBURATORE - COMPONENTI CARBURETOR - PARTS	CARBURATEUR - COMPOSANTS VERGASER - TEILE		Tavola - Drawing Table - Bild	6

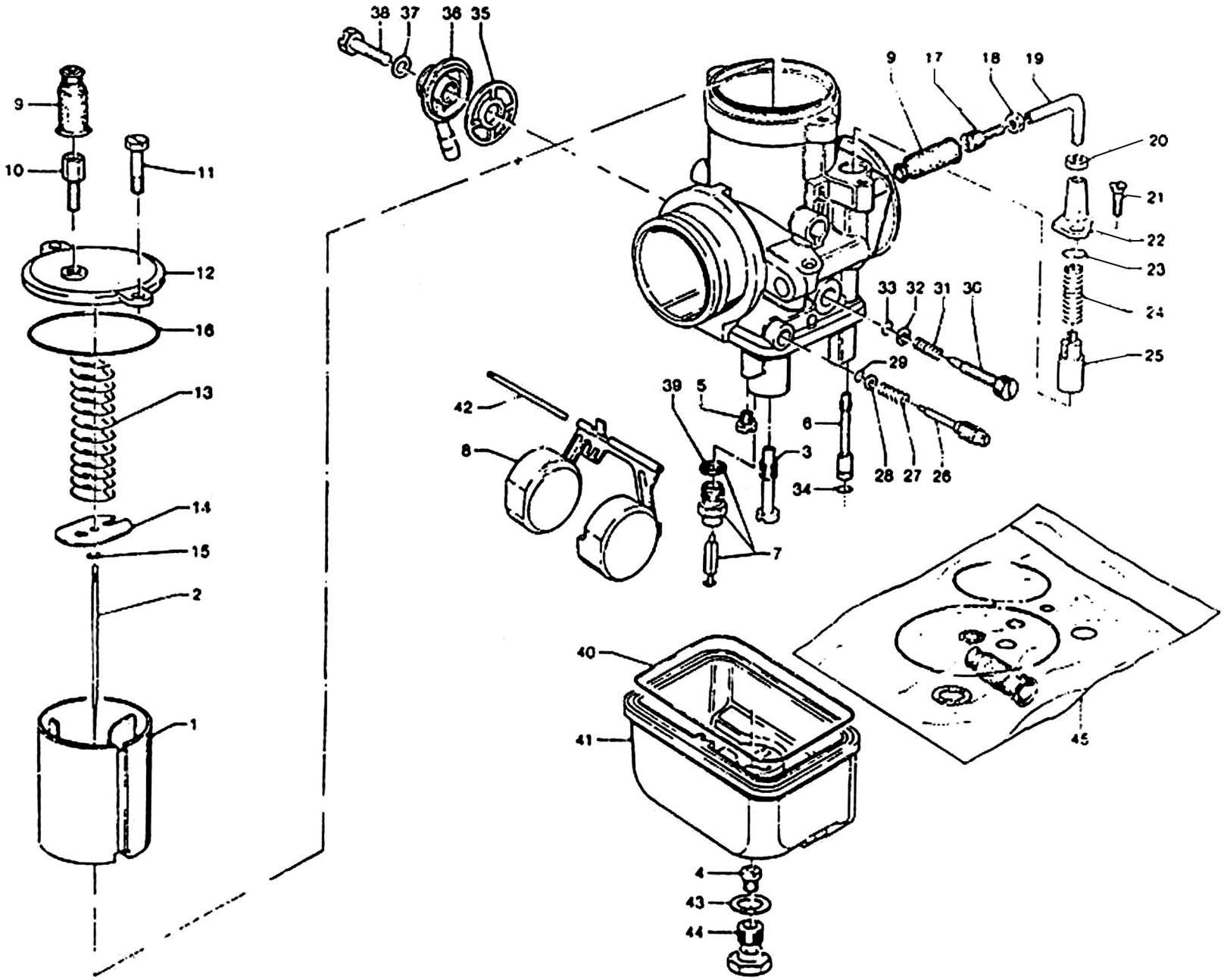

CARBURATORE - COMPONENTI
CARBURETOR - PARTS

CARBURATEUR - COMPOSANTS
VERGASER - TEILE

Tavola / Drawing
Table - Bild 6

NOTE NOTES NOTES MARKE	POS. N.	N. COD. CODE No. No. CODE CODE N.	Q.tà Q.ty Q.té M.ge	DENOMINAZIONE	DESCRIPTION	DESIGNATION	BEZEICHNUNG
	41	19 93 44 80	2	Vaschetta	Chamber	Cuvette	Becken
	42	13 93 31 00	2	Perno galleggiante	Pin	Pivot	Stift
	43		2	Guarnizione tappo fiss. vaschetta	Gasket	Joint	Dichtung
	44	10 93 37 00	2	Tappo fissaggio vaschetta	Chamber plug	Bouchon cuvette	Beckenzapfen
	45	19 93 99 80	1	Gruppo guarnizioni carburatore	Gasket set	Jeu de joints	Dichtungsatz

I particolari contrassegnati con (*) sono componenti del Gruppo Guarnizioni carburatore - Items marked with (*) belong to Carburetor Gasket Set
Les pièces marquées avec (*) composent le jeu de joint carburateur - Die mit (*) gezeichneten Teile gehören dem Vergaserdichtungssatz

B1

LUBRIFICAZIONE LUBRICATION	GRAISSAGE SCHMIERUNG		Tavola - Drawing Table - Bild	7

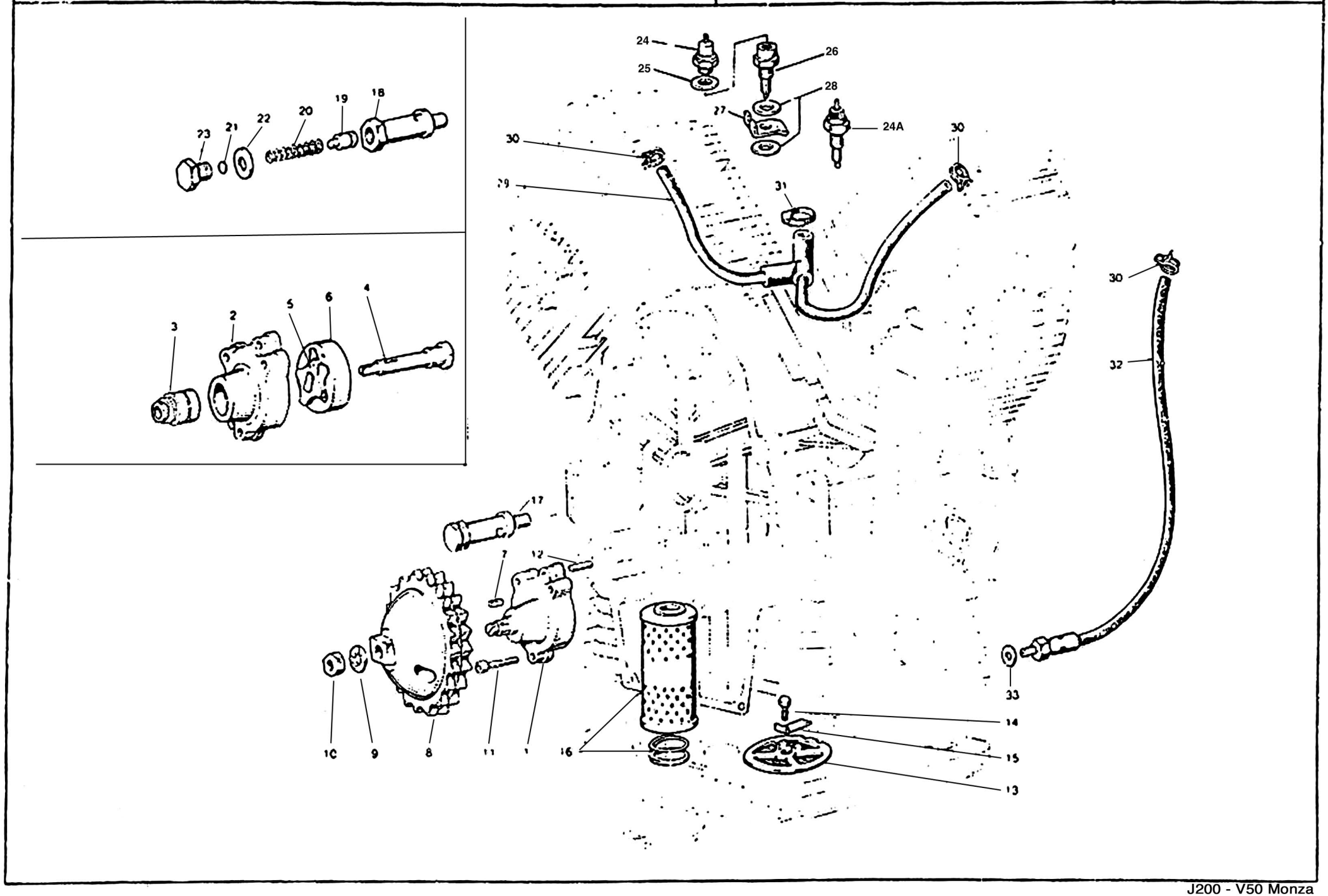

B2

LUBRIFICAZIONE LUBRICATION	GRAISSAGE SCHMIERUNG	Tavola - Drawing Table - Bild 7

NOTE NOTES NOTES MARKE	POS. N.	N. COD. CODE No. No. CODE CODE Nr.	Q.tà Q.ty Q.te M.ge	DENOMINAZIONE	DESCRIPTION	DESIGNATION	BEZEICHNUNG
	1	19 14 64 20	1	Pompa olio con rotore	Oil pump with rotor	Pompe à huile avec rotor	Ölpumpe mit Rotor
	2		1	Corpo pompa olio	Oil pump housing	Corps de pompe à huile	Ölpumpegehäuse
	3	92 25 22 10	1	Cuscinetto a rullini	Needle bearing	Roulement à aiguilles	Nadellager
	4	19 14 78 20	1	Albero ingranaggio pompa	Pump gear shaft	Arbre engrenage pompe	Pumpezahnradwelle
	5	19 14 84 20	1	Rotore interno	Inner rotor	Rotor intérieur	Innenrotor
	6	19 14 86 20	1	Rotore esterno	Outer rotor	Rotor extérieur	Aussenrotor
	7	13 14 83 00	1	Chiavetta	Key	Clavette	Keil
	8	19 14 77 20	1	Ingranaggio comando pompa	Pump driving gear	Engrenage d'entr. pompe	umpezahnrad
	9	19 14 98 00	1	Rondella di sicurezza	Washer	Rondelle	Scheibe
	10	92 60 25 10	1	Dado	Nut	Ecrou	Mutter
	11	98 62 03 35	3	Vite	Screw	Vis	Schraube
	12	19 01 89 20	2	Spina di riferimento	Peg	Clavette	Stift
	13	19 15 22 00	1	Filtro olio a rete	Gauze	Tamis	Sieb
	14	98 05 43 14	1	Vite	Screw	Vis	Schraube
	15	95 18 70 06	1	Piastrina di sicurezza	Lock plate	Plaquette frein	Schliessblech
	16	19 15 30 00	1	Cartuccia filtro olio	Cartridge	Cartouche	Patrone
	17	10 15 82 01	1	Valvola regolazione pressione olio	Control valve	Clapet de décharge	Drucksteuerventil
	18	10 15 87 01	1	Corpo per valvola	Valve housing	Corps de clapet	Ventilgehäuse
	19	12 15 09 00	1	Pistone con valvola	Valve piston	Piston de clapet	Ventilkolben
	20	94 32 10 72	1	Molla	Spring	Ressort	Feder
	21	12 15 07 00	1	Fondello	Bottom disc	Rondelle butée	Verschlussscheibe
	22	95 10 05 23	2÷3	Guarnizione	Gasket	Joint	Dichtung
	23	12 15 90 00	1	Tappo	Plug	Bouchon	Stopfen
	24	17 76 87 50	1	Trasmettitore segnalazione	Oil indicator	Mano-contact	Ölanzeige
	24A	19 76 87 20	1	Trasmettitore segnalazione	Oil indicator	Mano-contact	Ölanzeige
	25	12 00 64 00	1	Ranella in alluminio	Washer	Rondelle	Scheibe
	26	19 05 58 00	1	Raccordo	Union	Raccord	Rohrverbindung
	27	19 05 59 00	1	Piastrina di sicurezza	Lock plate	Plaquette frein	Schliessblech
	28	12 00 64 00	2	Guarnizione	Gasket	Joint	Dichtung
	29	19 15 96 00	1	Tubazione sfiato	Breather	Reniflard	Entlüftungsschlauch
	30	61 10 84 00	3	Fascetta	Clamp	Collier	Schelle
	31	12 15 78 00	1	Fascetta	Clamp	Collier	Schelle
	32	19 15 93 00	1	Tubazione recupero olio (motor. Bosch)	Return pipe (Bosch motor)	Tuyau de retour (moteur Bosch)	Rücklaufrohr (Bosch Motor)
	32	19 15 93 20	1	Tubazione recupero olio (motor. Lucas)	Return pipe (Lucas motor)	Tuyau de retour (moteur Lucas)	Rücklaufrohr (Lucas Motor)
	33	12 15 42 00	1	Ranella	Washer	Rondelle	Scheibe

B3

FRIZIONE CLUTCH	EMBRAYAGE KUPPLUNG		Tavole - Drawing Table - Bild	8

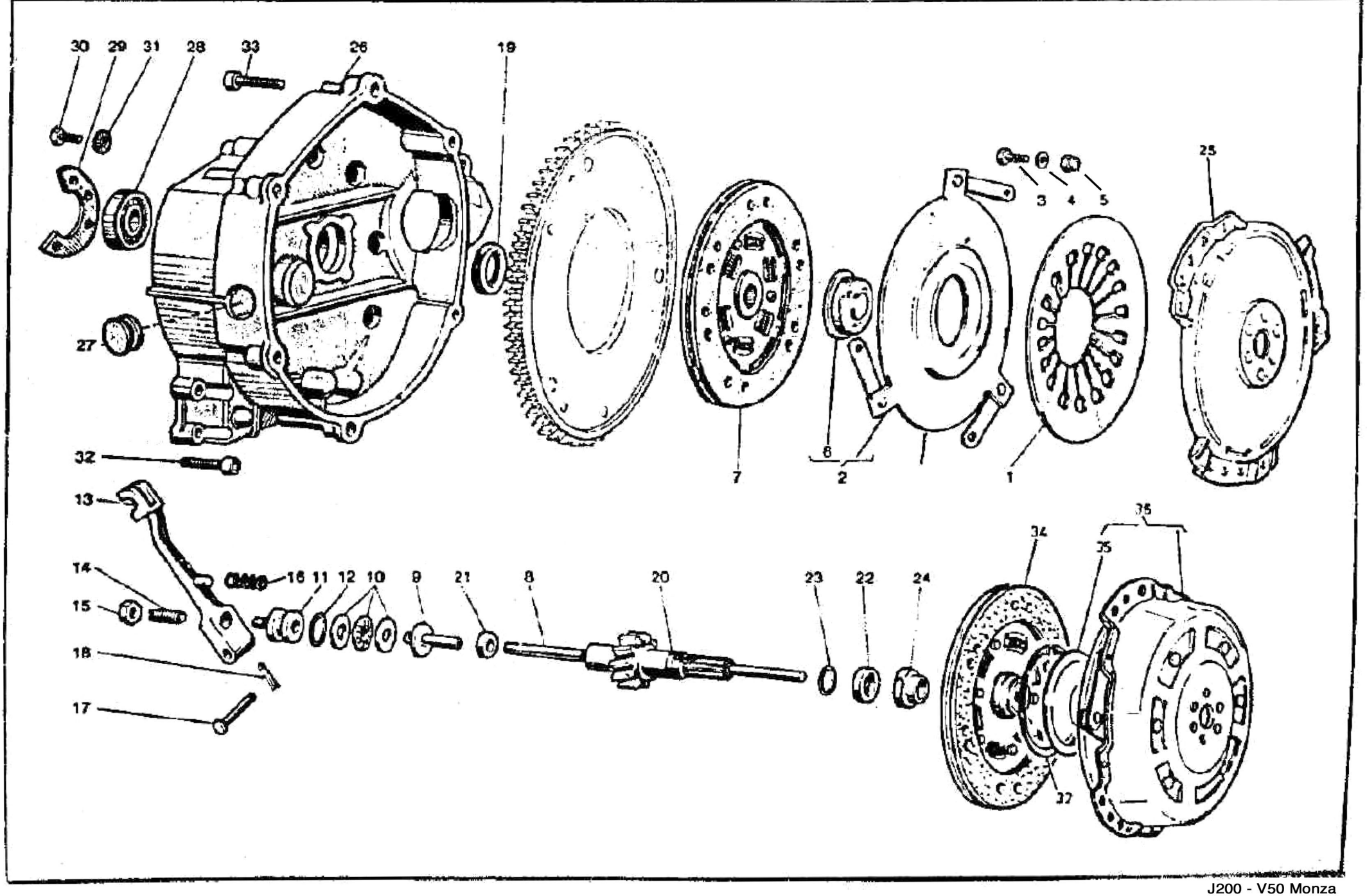

B4

FRIZIONE CLUTCH	EMBRAYAGE KUPPLUNG					Tavola - Drawing Table - Bild 8
NOTE NOTES NOTES MARKE	POS. N.	N. COD. CODE No. No. CODE CODE Nr.	Q.tà Q.ty Qte M.ge.	DENOMINAZIONE	DESCRIPTION	DESIGNATION	BEZEICHNUNG
	1	19 08 41 00	1	Molla a diaframma	Spring	Ressort	Feder
	2	19 08 25 01	1	Piattello spingimolla completo	Pressure plate, assy	Plateau de press. compl.	Druckplatte, kpl.
	3	98 05 42 14	3	Vite	Screw	Vis	Schraube
	4	95 00 42 05	3	Rondella piana	Washer	Rondelle	Scheibe
	5	92 63 01 05	3	Dado autobloccante	Self-locking nut	Ecrou à autoblocage	Hutmutter
	6	19 08 34 01	1	Scodellino	Cup	Coupelle	Manschette
	7	19 08 44 50	1	Disco condotto Pitteri e Violini	Driven disc Pitteri and Violini	Disque conduit Pitteri et Violini	Angetriebescheibe Pitteri und Violini
	8	19 08 57 01	1	Asta spingipiattello	Rod	Tige	Stange
	9	19 08 60 20	1	Corpo interno	Inner body	Corps intérieur	Innengehäuse
	10	12 08 70 01	1	Cuscinetto reggispinta	Thrust bearing	Butée d'embrayage	Drucklager
	11	14 08 61 00	1	Corpo esterno	Outer body	Corps extérieur	Aussengehäuse
	12	90 70 61 70	1	Anello di tenuta	Seal ring	Bague d'étanchéité	Dichtring
	13	14 09 02 01	1	Leva disinnesto frizione	Operating lever	Levier de dégagement	Ausrückhebel
	14	14 09 04 00	1	Vite registro leva	Adjusting screw	Vis de réglage	Einstellschraube
	15	92 60 25 08	1	Dado	Nut	Ecrou	Mutter
	16	94 32 11 05	1	Molla	Spring	Ressort	Feder
	17	95 78 02 71	1	Spina	Pin	Axe	Stift
	18	95 50 02 22	1	Copiglia	Cotter pin	Goupille	Splint
	19	90 40 28 41	1	Anello di tenuta	Seal ring	Bague d'étanchéité	Dichtring
	20	19 21 07 80	1	Albero di rinvio (Z 15)	Countershaft (Z 15)	Arbre intérm. (Z 15)	Vorgelegewelle (Z 15)
	21	90 40 06 16	1	Anello di tenuta	Seal ring	Bague d'étanchéité	Dichtring
	22	19 21 37 20	1	Distanziale	Spacer	Entretoise	Distanzstück
	23	90 70 61 68	1	Anello di tenuta	Seal ring	Bague d'étanchéite	Dichtring
	24	19 35 67 00	1	Dado di sicurezza	Nut	Ecrou	Mutter
	25	19 06 03 00	1	Campana volano frizione Pitteri e Violini	Flywheel clutch housing Pitteri and Violini	Boîtier d'embr. volant Pitteri et Violini	Schw. Kupplungsglocke Pitteri und Violini
	26	19 20 04 20	1	Campana frizione	Clutch housing	Boîtier d'embrayage	Kupplungsglocke
	27	93 18 02 20	1	Tappo	Plug	Bouchon	Stopfen
	28	92 20 12 20	1	Cuscinetto	Bearing	Roulement	Lager
	29	19 20 34 20	1	Piastra fissaggio cuscinetto	Plate	Plaque	Platte
	30	98 05 43 14	3	Vite	Screw	Vis	Schraube
	31	14 21 79 01	3	Rosetta di sicurezza	Washer	Rondelle	Scheibe
	32	98 62 03 30	11	Vite	Screw	Vis	Schraube
	33	98 62 04 35	6	Vite	Screw	Vis	Schraube
	34	19 08 44 20	1	Disco condotto (friz. A.P.)	Driven disc (M.S. clutch)	Disque cond. (embr. A.P.)	Ang.scheibe (An.W. Kupp.)
	35	19 08 34 61	1	Scodellino (friz. A.P.)	Cup (M.S. clutch)	Coupelle (embr. A.P.)	Manschette (An.W. Kupp.)
	36	19 08 01 61	1	Meccanismo friz. con scodellino (friz. A.P.)	Clutch device with cup (M.S. clutch)	Dispositif d'embrayage avec coup. (embr. A.P.)	Kupplungsvorrichtung mit Mansch. (An.W. Kupp.)
	37	19 08 15 61	1	Anello elastico (friz. A.P.)	Spring ring (M.S. clutch)	Bague élastique (embr. A.P.)	Spreng ring (An.W. Kupplung)

SCATOLA CAMBIO TRANSMISSION CASE	CARTER DE BOITE A VITESSES GETRIEBEGEHÄUSE		Tavola - Drawing Table - Bild	9

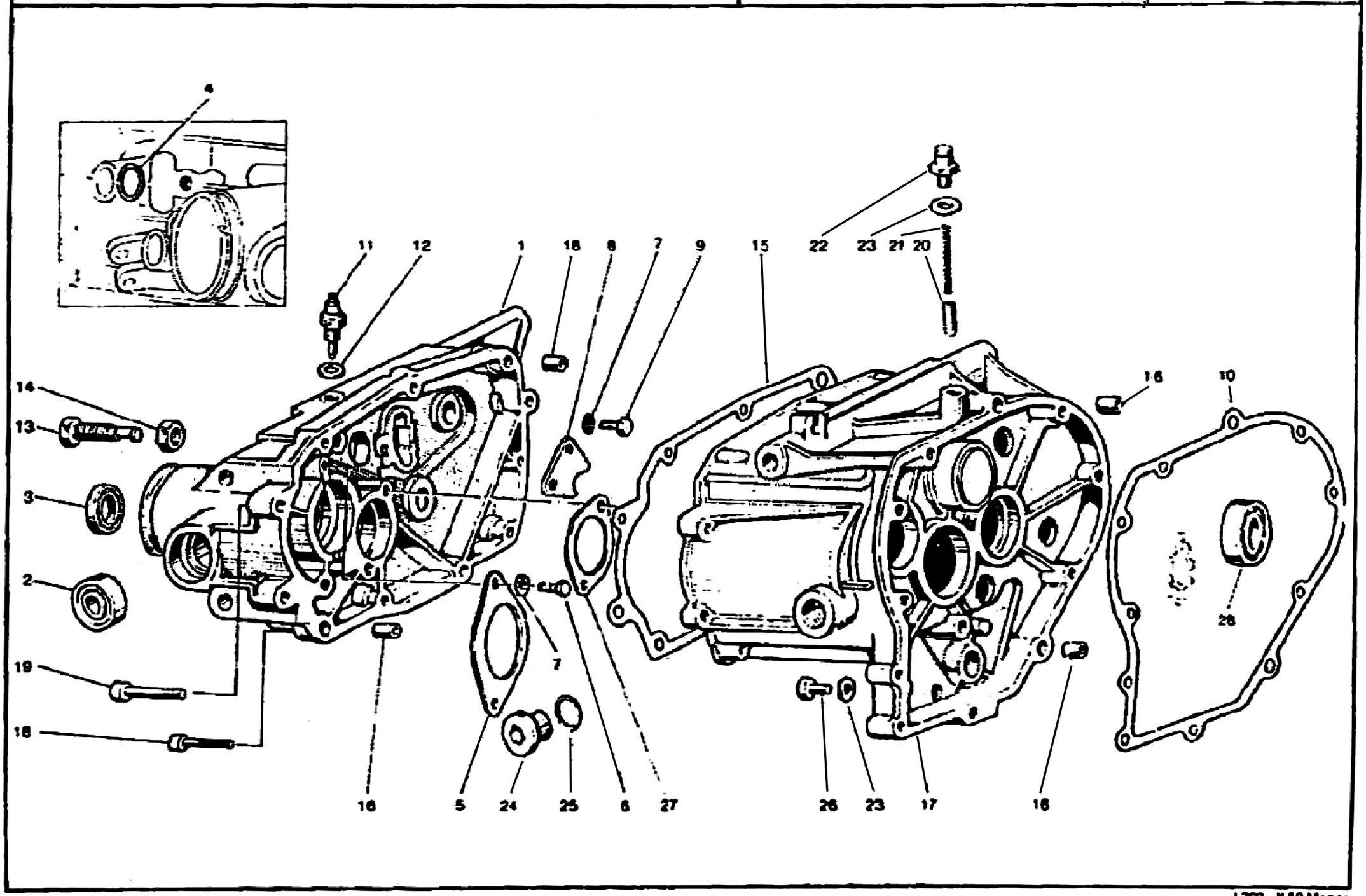

SCATOLA CAMBIO
TRANSMISSION CASE

CARTER DE BOITE A VITESSES
GETRIEBEGEHÄUSE

Tavola - Drawing
Table - Bild **9**

NOTE NOTES NOTES MARKE	POS N.	N. COD. CODE No. No CODE CODE Nr	Q.tà Qty Qte Mge	DENOMINAZIONE	DESCRIPTION	DESIGNATION	BEZEICHNUNG
	1	19 20 08 20	1	Coperchio scatola	Transmission case cover	Couvercle du carter	Getriebedeckel
	2	92 20 42 15	2	Cuscinetto	Bearing	Roulement	Lager
	3	90 40 28 41	1	Anello di tenuta	Seal ring	Bague d'étanchéité	Dichtring
	4	90 70 61 40	1	Anello OR	Ring	Bague	Ring
	5	19 21 38 20	1	Piastra fissaggio albero secondario	Plate	Plaque	Platte
	6	98 05 43 14	4	Vite fissaggio piastra	Screw	Vis	Schraube
	7	14 21 79 01	6	Rosetta di sicurezza	Washer	Rondelle	Scheibe
	8	19 23 58 00	1	Piastra fissaggio albero	Plate	Plaque	Platte
	9	98 05 43 14	2	Vite	Screw	Vis	Schraube
	10	19 20 03 20	1	Guarnizione	Gasket	Joint	Dichtung
	11	19 20 72 20	1	Interruttore folle	Switch	Interrupteur	Schalter
	12	12 15 42 00	1	Guarnizione	Gasket	Joint	Dichtung
	13	19 23 78 00	1	Vite con eccentrico	Screw	Vis	Schraube
	14	92 60 25 12	1	Dado	Nut	Ecrou	Mutter
	15	19 20 11 20	1	Guarnizione	Gasket	Joint	Dichtung
	16	19 00 20 20	4	Boccola di riferimento	Bush	Douille	Buchse
	17	19 20 02 20	1	Scatola cambio	Trainsmission case	Carter de boite à vitesses	Getriebegehäuse
	18	98 62 03 30	7	Vite fissaggio coperchio	Screw	Vis	Schraube
	19	98 62 04 35	4	Vite fissaggio coperchio	Screw	Vis	Schraube
	20	65 23 47 00	1	Nottolino	Pawl	Rochet	Sperrklinke
	21	94 32 10 67	1	Molla	Spring	Ressort	Feder
	22	19 20 65 01	1	Tappo sfiato completo	Vent plug, assy	Bouchon d'évent, compl.	Entlüftungsstopfen
	23	10 52 69 00	2	Guarnizione	Gasket	Joint	Dichtung
	24	19 35 12 00	1	Tappo introduzione olio	Oil filler cap	Bouchon de remplis. huile	Oleinfüllstutzen
	25	90 70 62 03	1	Guarnizione	Gasket	Joint	Dichtung
	26	95 96 02 12	1	Tappo scarico olio	Oil drain plug	Bouchon de vidange huile	Ölablasschraube
	27	19 21 32 20	1	Piastra ritegno cusc. albero primario	Plate	Plaque	Platte
	28	92 20 11 20	1	Cuscinetto	Bearing	Roulement	Lager
	—	19 99 15 80	1	Cambio completo a campana	Transmission assy and housing	Boite à vitesses compl. et carter	Schaltgetriebe, kpl. und Gehäuse

B7

CAMBIO TRANSMISSION	BOITE A VITESSES SCHALTGETRIEBE		Tavola - Drawing Table - [illegible]	10

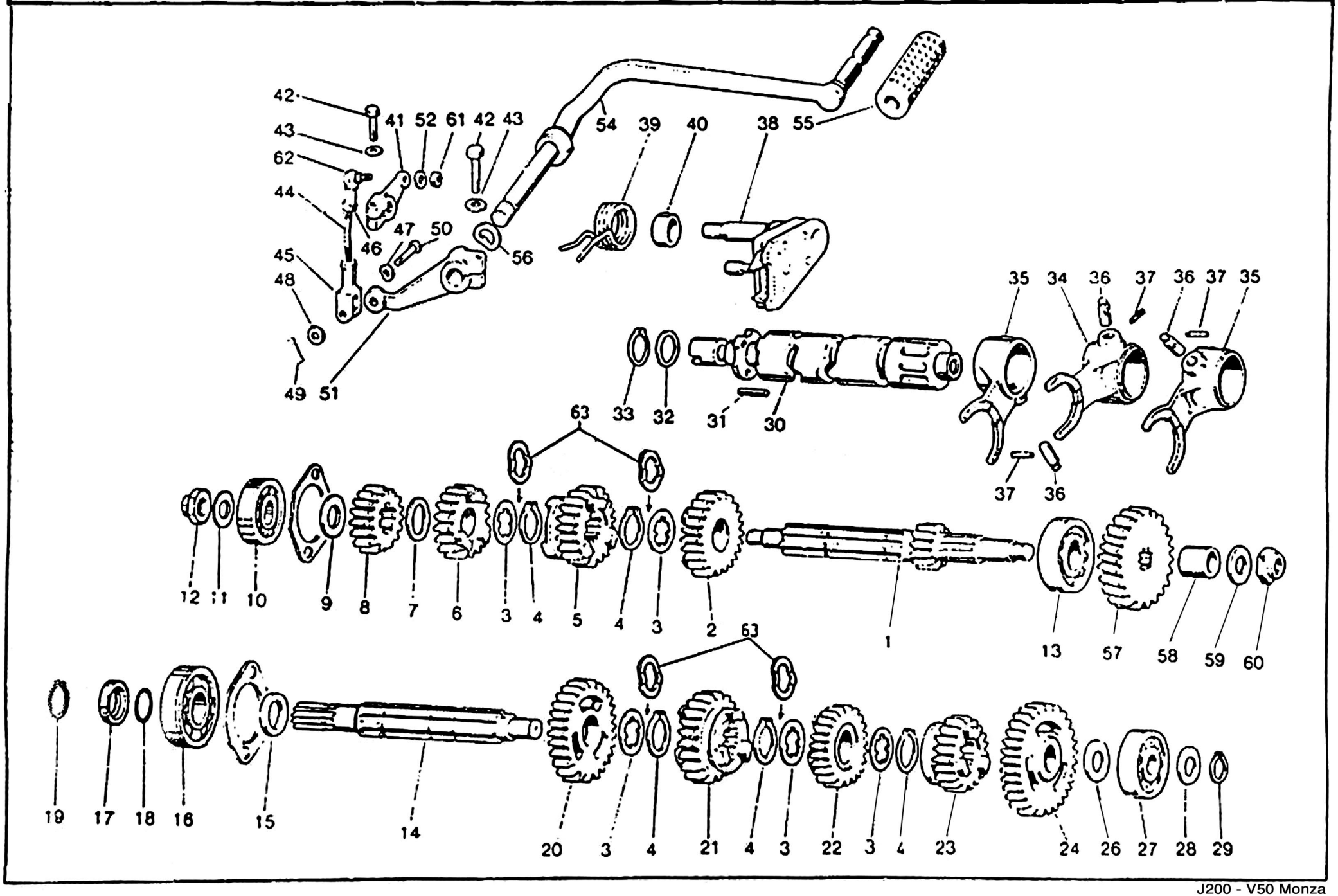

B8

CAMBIO TRANSMISSION	BOITE A VITESSES SCHALTGETRIEBE					Tavola - Drawing Table - Bild 10
NOTE NOTES NOTES MARKE	POS. N.	N. COD. CODE No No CODE CODE No	Q.tà Q.ty Q.té Menge	DENOMINAZIONE	DESCRIPTION	DESIGNATION	BEZEICHNUNG
	1	19 21 05 20	1	Albero primario (Z = 11)	Main shaft (Z = 11)	Arbre primaire (Z = 11)	Antriebwelle (Z = 11)
	2	19 21 20 20	1	Ingranaggio 5a A.P. (Z = 22)	5th gear M.S. (Z = 22)	Pignon 5ème A.P. (Z = 22)	(An.W.) Schaltrad 5. Gang (Z = 22)
	3	19 21 54 20	5	Rosetta di rasam. (spessore 1 mm)	Washer(1 mm thick)	Rondelle (épaiss. 1 mm)	Scheibe (1 mm stark)
	4	90 27 12 20	5	Anello Seeger	Snap ring	Jonc d'arrêt	Seegerring
	5	19 21 18 20	1	Ingranaggio 4a A.P. (Z = 22)	4th gear M.S. (Z = 22)	Pignon 4ème A.P. (Z = 22)	(An.W.) Schaltrad 4. Gang (Z = 22)
	6	19 21 14 20	1	Ingranaggio 3a A.P. (Z = 18)	3rd gear M.S. (Z = 18)	Pignon 3ème A.P. (Z = 18)	(An.W.) Schaltrad 3. Gang (Z = 18)
	7	19 21 46 20	1	Rosetta di rasamento	Washer	Rondelle	Scheibe
	8	19 21 13 20	1	Ingranaggio 2a A.P. (Z = 15)	2nd gear M.S. (Z = 15)	Pignon 2ème A.P. (Z = 15)	(An.W.) Schaltrad 2. Gang (Z = 15)
	9	19 21 28 00	1	Rosetta di spallamento	Washer	Rondelle	Scheibe
	10	92 20 14 15	1	Cuscinetto	Bearing	Roulement	Lager
	11	39 23 81 00	1	Rosetta di spallamento	Washer	Rondelle	Scheibe
	12	10 05 41 00	1	Dado	Nut	Ecrou	Mutter
	13	92 20 12 20	1	Cuscinetto	Bearing	Roulement	Lager
	14	19 21 36 20	1	Albero secondario	Layshaft	Arbre sécondaire	Abtriebwelle
	15	19 21 29 00	1	Distanziale	Spacer	Entretoise	Distanzstuck
	16	92 20 12 20	1	Cuscinetto	Bearing	Roulement	Lager
	17	19 21 37 20	1	Distanziale	Spacer	Entretoise	Distanzstück
	18	90 70 61 88	1	Anello OR	"O" ring	Bague	Ring
	19	90 27 11 21	1	Anello Seeger	Snap ring	Jonc d'arrêt	Seegerring
	20	19 21 45 00	1	Ingranaggio 2a A.S. (Z = 26)	2nd gear L.S. (Z = 26)	Pignon 2ème A.S. (Z = 26)	(Ab.W.) Schaltrad 2. Gang (Z = 26)
	21	19 21 48 20	1	Ingranaggio 3a A.S. (Z = 23)	3rd gear L.S. (Z = 23)	Pignon 3ème A.S. (Z = 23)	(Ab.W.) Schaltrad 3. Gang (Z = 23)
	22	19 21 51 21	1	Ingranaggio 4a A.S. (Z = 23)	4th gear L.S. (Z = 23)	Pignon 4ème A.S. (Z = 23)	(An.W.) Schaltrad 4. Gang (Z = 23)
	23	19 21 52 20	1	Ingranaggio 5a A.S. (Z = 20)	5th gear L.S. (Z = 20)	Pignon 5ème A.S. (Z = 20)	(Ab.W.) Schaltrad 5. Gang (Z = 20)
	24	19 21 40 01	1	Ingranaggio 1a A.S. (Z = 30)	1st gear L.S. (Z = 30)	Pignon 1ère A.S. (Z = 30)	(Ab.W.) Schaltrad 1. Gang (Z = 30)
Dal cambio N°	25	35 21 43 00	1	Rosetta di spallam. (spess. mm 1,5)	Washer (1,5 mm thick.)	Rondelle (épaiss. 1,5 mm)	Scheibe (1,5 mm stark)
Fino al cambio N°	26	43 07 08 40	1	Rosetta di spallam. (spess. mm 2)	Washer (2 mm thick.)	Rondelle (épaiss. 2 mm)	Scheibe (2 mm stark)
	27	92 20 14 15	1	Cuscinetto	Bearing	Roulement	Lager
Dal cambio N°	28	35 21 43 00	1	Rosetta di spallam. (spess. mm 1,5)	Washer (1,5 mm thick.)	Rondelle (épaiss. 1,5 mm)	Scheibe (1,5 mm stark)
Fino al cambio N°	28	39 23 93 00	1	Rosetta di spallam. (spess. mm 1)	Washer (1 mm thick.)	Rondelle (épaiss. 1 mm)	Scheibe (1 mm stark)
	29	90 27 11 15	1	Anello Seeger	Snap ring	Jonc d'arrêt	Seegerring
	30	19 23 44 20	1	Albero desmodromico	Splined shaft	Arbre desmodrom	Keilwelle
	31	19 23 46 00	4	Piolo	Pin	Goupille	Stift

CAMBIO TRANSMISSION	BOITE A VITESSES SCHALTGETRIEBE		Tavola - Drawing Table - [illegible]	10

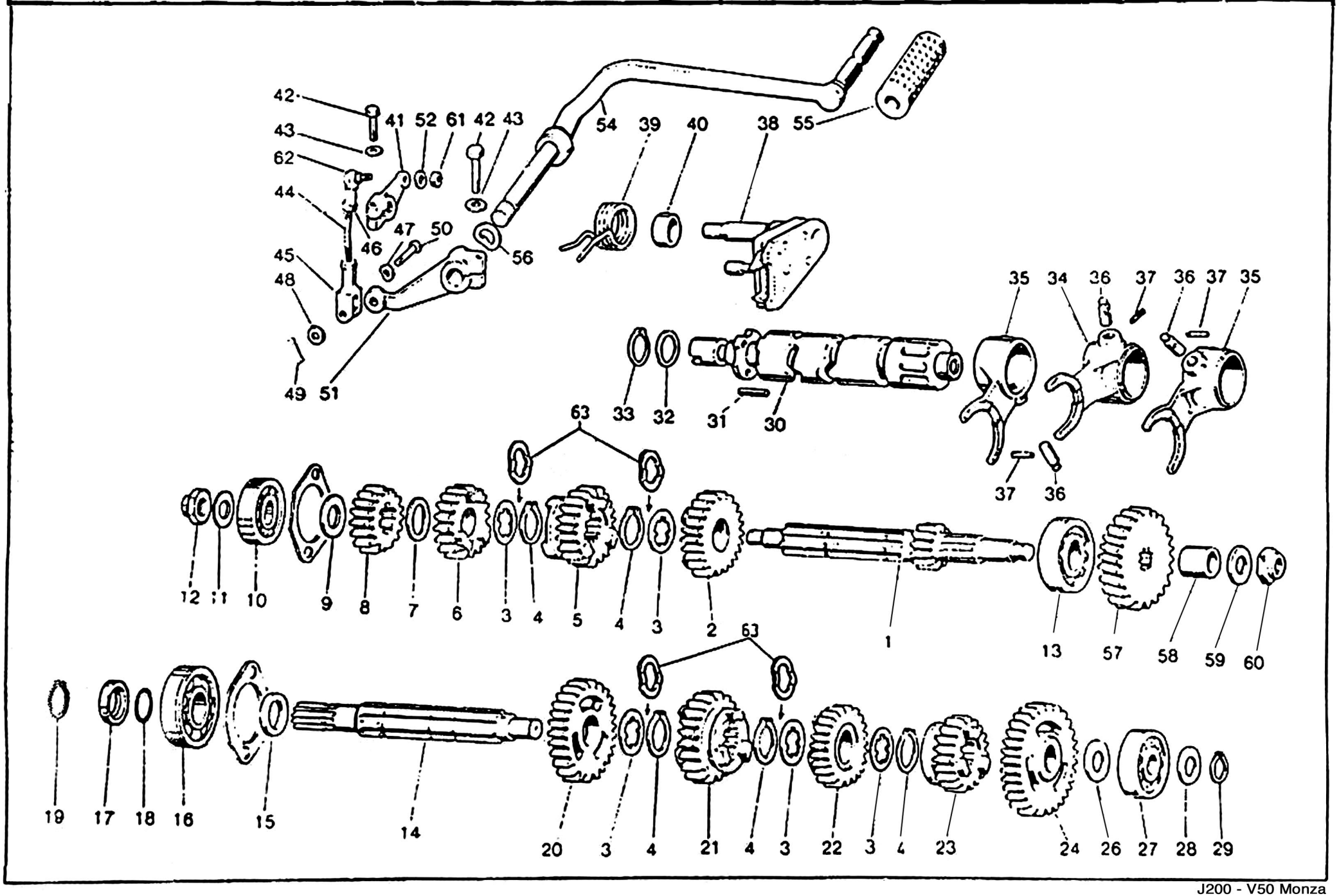

B10

CAMBIO TRANSMISSION	BOITE A VITESSES SCHALTGETRIEBE	Tavola - Drawing Table - Bild 10

NOTE NOTES NOTES MARKE	POS. PL	N. COD. CODE No. No. CODE CODE Nr.	Q.tà Qty Qte Menge	DENOMINAZIONE	DESCRIPTION	DESIGNATION	BEZEICHNUNG
	32	19 35 53 00	1	Rosetta di spallamento	Washer	Rondelle	Scheibe
	33	90 27 10 20	1	Anello Seeger	Snap ring	Jonc d'arrêt	Seegerring
	34	19 23 12 20	1	Forcellino per A.P.	M.S. fork	Axe de fourchette A.P.	An.W. Schaltgabel
	35	19 23 10 20	2	Forcellino per A.S.	L.S. fork	Axe de fourchette A.S.	Ab.W. Schaltgabel
	36	19 23 52 20	3	Rullo	Roller	Rouleau	Walze
	37	95 52 03 16	3	Spina elastica	Spring pin	Axe elastique	Federstift
	38	19 23 62 00	1	Preselettore completo	Preselection, assy	Preselecteur compl.	Vorwahl kpl.
	39	61 23 82 00	1	Molla	Spring	Ressort	Feder
	40	91 18 20 10	1	Boccola	Bush	Douille	Buchse
	41	19 25 82 20	1	Leva comando preselettore	Lever	Levier	Hebel
	42	98 05 23 25	2	Vite	Screw	Vis	Schraube
	43	95 02 11 06	2	Rosetta	Washer	Rondelle	Scheibe
	44	18 25 79 50	1	Tirante	Rod	Tige	Schaltstange
	45	12 62 68 00	1	Forcellino	Fork	Fourchette	Gabel
	46	92 60 22 06	2	Dado	Nut	Ecrou	Mutter
	47	95 12 91 10	1	Ranella antivibrante	Washer	Rondelle	Scheibe
	48	95 00 42 06	1	Ranella	Washer	Rondelle	Scheibe
	49	95 50 02 22	1	Copigliа	Cotter pin	Goupille	Splint
	50	95 77 02 65	1	Spina per forcellino	Pin	Axe	Stift
	51	19 25 69 35	1	Leva di rinvio	Lever	Levier	Hebel
	52	61 01 38 00	1	Ranella elastica	Washer	Rondelle	Scheibe
	54	19 25 09 35	1	Leva cambio	Transmission lever	Levier de boite à vitesses	Schalthebel
	55	14 25 10 01	1	Pedalino gomma	Rubber protection	Couvre-pédale	Gummiüberzug
	56	95 12 92 60	1	Ranella elastica	Spring washer	Rondelle élastique	Federscheibe
	57	19 21 11 80	1	Ingranaggio rinvio A.P. (Z = 22)	Idle gear M.S. (Z = 22)	Pignon interméd. (Z = 22)	Zahnradvorgelege (Z = 22)
	58	19 26 67 20	1	Boccola	Bush	Douille	Buchse
	59	39 23 81 00	1	Rosetta di spallamento	Washer	Rondelle	Scheibe
	60	10 05 41 00	1	Dado	Nut	Ecrou	Mutter
	61	92 63 01 06	1	Dado per snodo	Nut	Ecrou	Mutter
	62	18 25 81 01	1	Snodo sferico	Gearshift lever ball	Rotule de levier B.V.	Schalthebelgelenk
	63	19 21 43 20	4	Rondella ondulata	Washer	Rondelle	Scheibe

* Per versioni premodifica del cambio, vedere circolare N° 117 alle coordinate L_1 - L_2
For premodified transmission versions, refer to service information No. 117 at coordinates L_1 - L_2
Pour versions avant la modification de la boite à vitesses, voir circulaire Nr. 117, coordonnées L_1 - L_2
Für vorgeänderten Ausführungen des Getriebes, Rundschreiben Nr. 117, Koordinaten L_1 - L_2 sehen

FORCELLONE E TRASMISSIONE POSTERIORE FORK AND REAR TRANSMISSION	FOURCHE ET TRANSMISSION AR GABEL UND HINT. KRAFTÜBERTRAGUNG		Tavola - Drawing Table - Bild	11

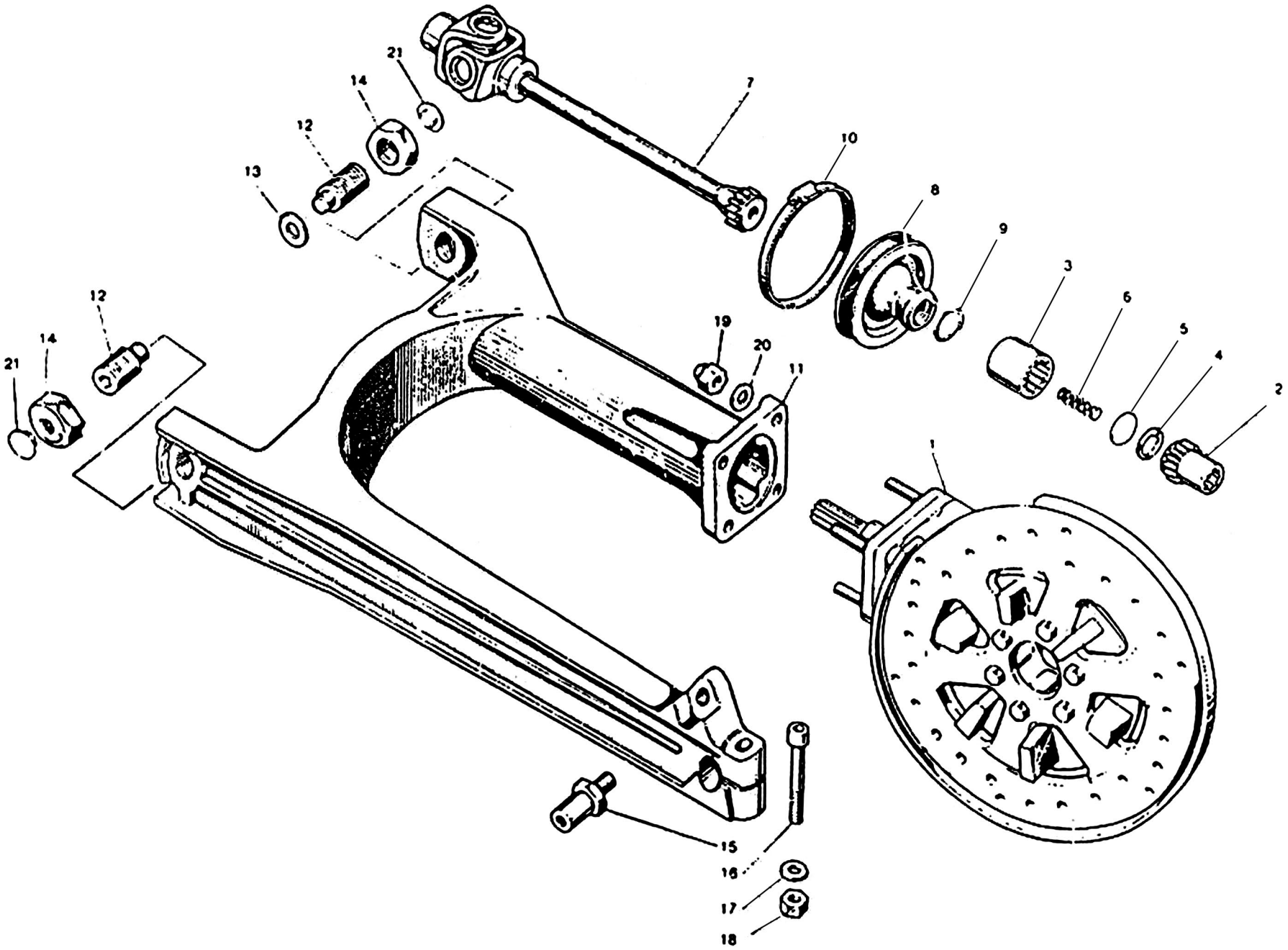

FORCELLONE E TRASMISSIONE POSTERIORE **FOURCHE ET TRANSMISSION AR**
FORK AND REAR TRANSMISSION **GABEL UND HINT. KRAFTÜBERTRAGUNG**

Tavola - Drawing
Table - Bild **11**

NOTE NOTES NOTES MARKE	POS. N.	N. COD CODE No. No. CODE CODE Nr.	Q.tà Q.ty Q.té Menge	DENOMINAZIONE	DESCRIPTION	DESIGNATION	BEZEICHNUNG
	1	19 35 02 20	1	Scatola trasmissione completa	Transmission assy	Carter de transm. compl	Kraftübertragungsgehäuse
	2	19 32 77 01	1	Manicotto	Sleeve	Manchon	Manschette
	3	19 32 88 01	1	Manicotto collegamento	Sleeve	Manchon	Manschette
	4	90 27 20 23	1	Anello Seeger	Circlip	Jonc d'arrêt	Seegerring
	5	19 32 76 01	1	Dischetto	Disc	Disque	Scheibe
	6	94 32 10 99	1	Molla	Spring	Ressort	Feder
	7	19 32 80 20	1	Giunto cardanico	Joint	Joint	Kardanwelle
	8	19 54 80 01	1	Soffietto di protezione	Bellows	Soufflet	Faltenbag
	9	19 54 81 01	1	Molla	Spring	Ressort	Feder
	10	12 54 82 01	1	Fascetta	Clamp	Collier	Schelle
	11	19 54 02 00	1	Forcellone oscillante	Rear fork	Fourche AR	Hintergabel
	12	19 54 70 00	2	Perno	Pin	Goujon	Stift
	13	35 21 43 00	1	Rondella di spessore	Washer	Rondelle	Scheibe
	14	14 54 78 00	2	Dado	Nut	Ecrou	Mutter
	15	19 55 52 00	1	Perno fissaggio sospensione	Pin	Goujon	Stift
	16	98 05 25 50	1	Vite	Screw	Vis	Schraube
	17	95 00 42 10	1	Ranella	Washer	Rondelle	Scheibe
	18	92 60 22 10	1	Dado	Nut	Ecrou	Mutter
	19	92 78 10 81	4	Dado cieco	Nut	Ecrou	Mutter
	20	14 61 59 01	4	Ranella	Washer	Rondelle	Scheibe
	21	93 18 01 05	2	Tappo per dado cieco	Plug	Bouchon	Stopfen

B13

TRASMISSIONE POSTERIORE REAR TRANSMISSION	TRANSMISSION AR HINT. KRAFTÜBERTRAGUNG		Tavola - Drawing Table - Bild	12

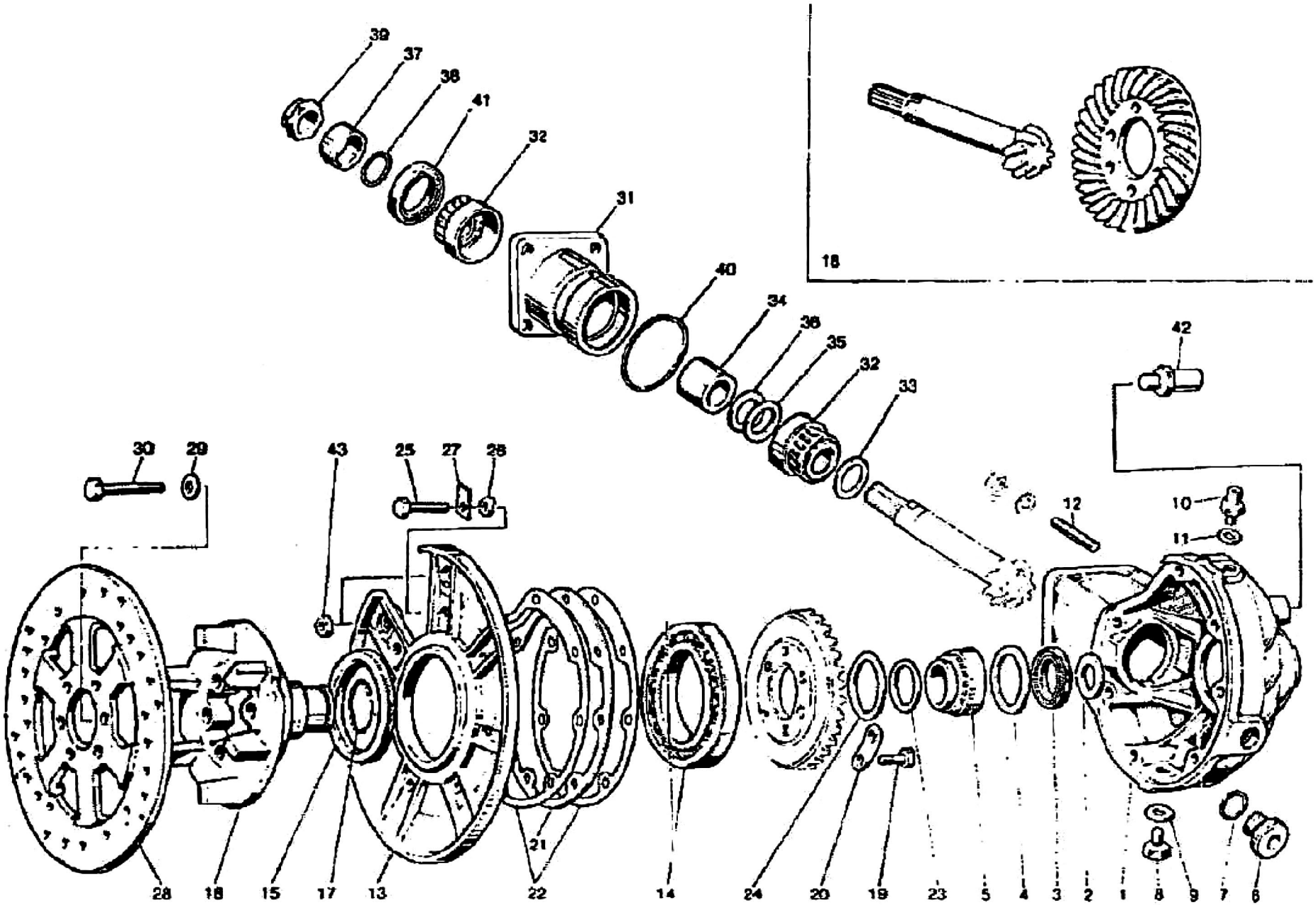

B14

TRASMISSIONE POSTERIORE REAR TRANSMISSION	TRANSMISSION AR HINT. KRAFTÜBERTRAGUNG	Tavola - Drawing Table - Bild 12

NOTE NOTES NOTES MARKE	POS. N	COD CODE No No CODE CODE Nr.	Q.tà Qty Qte Mge	DENOMINAZIONE	DESCRIPTION	DESIGNATION	BEZEICHNUNG
	1	19 35 03 20	1	Scatola trasmissione nuda	Transmission housing	Carter de transmission	Kubertragungsgehause
	2	19 35 19 00	1	Rondella di spallamento	Washer	Rondelle	Scheibe
	3	90 40 35 47	1	Anello di tenuta	Seal ring	Bague d'étanchéité	Dichtring
	4	19 35 11 00	1	Rondella di spallamento	Washer	Rondelle	Scheibe
	5	92 25 22 35	1	Cuscinetto a rulli	Roller bearing	Roulement à rouleaux	Rollenlager
	6	19 35 12 00	1	Tappo livello olio	Oil level plug	Bouchon d'huile	Ölstandpfropfen
	7	90 70 62 03	1	Guarnizione	Gasket	Joint	Dichtung
	8	95 98 02 12	1	Tappo scarico olio	Oil drain plug	Bouchon de vidange huile	Ölablasschraube
	9	10 52 89 00	1	Rondella alluminio	Washer	Rondelle	Scheibe
	10	19 20 65 01	1	Tappo sfiato completo	Breather assy	Reniflard complet	Entluftungsschlauch
	11	10 52 89 00	1	Guarnizione	Gasket	Joint	Dichtung
	12	96 50 80 45	4	Prigioniero	Stud bolt	Goujon	Stiftschraube
	13	19 35 04 01	1	Coperchio	Cover	Couvercle	Deckel
	14	92 20 10 70	1	Cuscinetto a sfere	Ball bearing	Roulement a billes	Kugellager
	15	90 40 75 90	1	Anello di tenuta	Seal ring	Bague d'étanchéité	Dichtring
	16	19 35 14 01	1	Perno	Pin	Goujon	Stift
	17	90 35 30 30	1	Anello di fermo	Retaining ring	Bague d'arrêt	Sperring
	18	19 35 46 20	1	Coppia conica (Z = 8/31)	Bevel gear (Z = 8/31)	Couple conique (Z = 8/31)	Tellerradsatz (Z = 8/31)
	19	12 06 77 01	6	Vite fissaggio corona	Screw	Vis	Schraube
	20	19 35 64 00	3	Piastrina di sicurezza	Lock plate	Plaquette frein	Schliessblech
	21	19 35 54 00	1	Spessore di regolazione mm 0,8	Shim mm 0.8	Cale d'épaisseur mm 0,8	Ausgleichscheibe mm 0,8
	21	19 35 54 02	1	Spessore di regolazione mm 0,9	Shim mm 0.9	Cale d'épaisseur mm 0.9	Ausgleichscheibe mm 0.9
	21	19 35 54 04	1	Spessore di regolazione mm 1	Shim mm 1	Cale d'épaisseur mm 1	Ausgleichscheibe mm 1
	21	19 35 54 06	1	Spessore di regolazione mm 1,1	Shim mm 1.1	Cale d'épaisseur mm 1,1	Ausgleichscheibe mm 1.1
	21	19 35 54 08	1	Spessore di regolazione mm 1,2	Shim mm 1.2	Cale d'épaisseur mm 1,2	Ausgleichscheibe mm 1.2
	21	19 35 54 10	1	Spessore di regolazione mm 1,3	Shim mm 1.3	Cale d'épaisseur mm 1,3	Ausgleichscheibe mm 1.3
	21	19 35 54 11	1	Spessore di regolazione mm 1,4	Shim mm 1.4	Cale d'épaisseur mm 1,4	Ausgleichscheibe mm 1.4
	21	19 35 54 12	1	Spessore di regolazione mm 1,5	Shim mm 1.5	Cale d'épaisseur mm 1,5	Ausgleichscheibe mm 1.5
	21	19 35 54 13	1	Spessore di regolazione mm 1,6	Shim mm 1.6	Cale d'épaisseur mm 1,5	Ausgleichscheibe mm 1.6
	22	19 35 07 00	2	Guarnizione	Gasket	Joint	Dichtung
	23	19 35 23 00	1	Rondella di rasamento	Washer	Rondelle	Scheibe
	24	19 35 35 00	1	Rondella di rasamento	Washer	Rondelle	Scheibe
	25	93 05 44 25	7	Vite fissaggio coperchio	Screw	Vis	Schraube
	26	61 27 03 00	7	Rosetta elastica ondulata	Tooth washer	Rondelle dentée	Zahnscheibe
	27	95 18 70 08	7	Piastrina di sicurezza	Lock plate	Plaquette frein	Schliessblech
	28	19 63 57 35	1	Disco freno posteriore	Rear brake disc	Disque frein AR	Hint. Bremsescheibe
	29	14 61 59 01	6	Rondella di sicurezza	Washer	Rondelle	Scheibe
	30	98 05 44 18	6	Vite fissaggio disco	Screw	Vis	Schraube
	31	19 35 24 01	1	Custodia	Flange	Flasque	Flansch
	32	92 24 92 20	2	Cuscinetto a rulli	Roller bearing	Roulement à rouleaux	Rollenlager

B15

TRASMISSIONE POSTERIORE REAR TRANSMISSION	TRANSMISSION AR HINT. KRAFTÜBERTRAGUNG		Tavola - Drawing Table - Bild	12

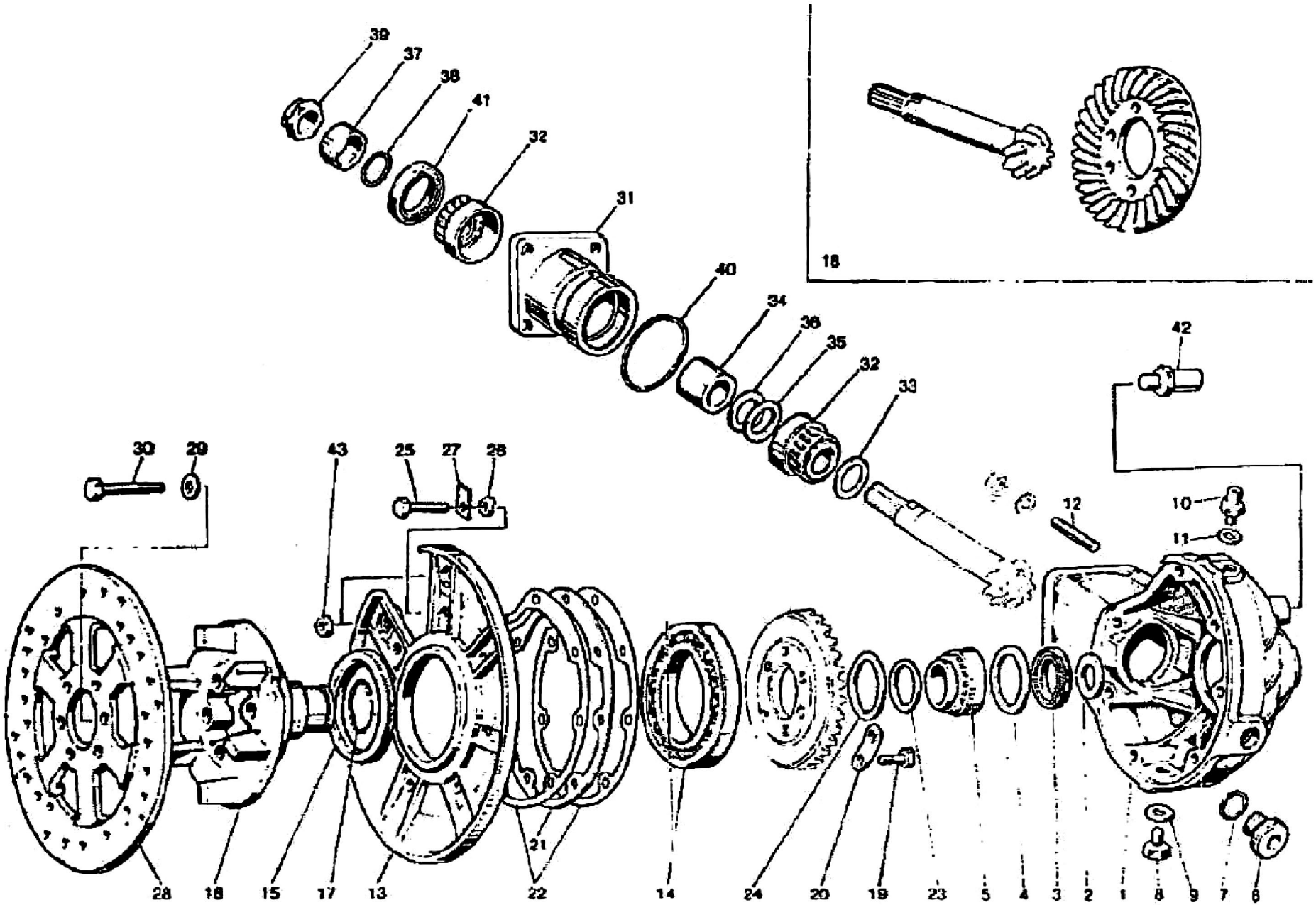

TRASMISSIONE POSTERIORE
REAR TRANSMISSION

TRANSMISSION AR
HINT. KRAFTÜBERTRAGUNG

Tavola - Drawing
Table - Bild
12

NOTE NOTES NOTES MARKE	POS. N.	N. COD. CODE No. N.. CODE CODE Nr.	Q.tà Q ty Q.té M ço	DENOMINAZIONE	DESCRIPTION	DESIGNATION	BEZEICHNUNG
	33	19 35 53 00	1-2	Spessore per pignone mm 1	Pinion shim mm 1	Cale d'épaisseur mm 1	Ausgleichscheibe mm 1
	33	19 35 53 01	1-2	Spessore per pignone mm 1,1	Pinion shim mm 1.1	Cale d'épaisseur mm 1,1	Ausgleichscheibe mm 1,1
	33	19 35 53 02	1-2	Spessore per pignone mm 1,2	Pinion shim mm 1.2	Cale d'épaisseur mm 1,2	Ausgleichscheibe mm 1,2
	33	19 35 53 03	1-2	Spessore per pignone mm 1,3	Pinion shim mm 1.3	Cale d'épaisseur mm 1,3	Ausgleichscheibe mm 1,3
	33	19 35 53 04	1-2	Spessore per pignone mm 1,4	Pinion shim mm 1.4	Cale d'épaisseur mm 1,4	Ausgleichscheibe mm 1,4
	33	19 35 53 05	1-2	Spessore per pignone mm 1,5	Pinion shim mm 1.5	Cale d'épaisseur mm 1,5	Ausgleichscheibe mm 1,5
	33	19 35 53 06	1-2	Spessore per pignone mm 1,6	Pinion shim mm 1.6	Cale d'épaisseur mm 1,6	Ausgleichscheibe mm 1,6
	33	19 35 53 07	1-2	Spessore per pignone mm 1,7	Pinion shim mm 1.7	Cale d'épaisseur mm 1,7	Ausgleichscheibe mm 1,7
	33	19 35 53 08	1-2	Spessore per pignone mm 1,8	Pinion shim mm 1.8	Cale d'épaisseur mm 1,8	Ausgleichscheibe mm 1,8
	33	19 35 53 09	1-2	Spessore per pignone mm 1,9	Pinion shim mm 1.9	Cale d'épaisseur mm 1,9	Ausgleichscheibe mm 1,9
	34	19 35 51 00	1	Distanziale	Spacer	Entretoise	Distanzstück
	35	19 35 52 00	1-2	Rosetta regolazione mm 0,1	Shim mm 0,1	Rondelle d'ajust. mm 0,1	Passcheibe mm 0,1
	36	19 35 52 02	1-11	Rosetta regolazione mm 0,15	Shim mm 0.15	Rondelle d'ajust. mm 0,15	Passcheibe mm 0,15
	37	19 35 68 01	1	Distanziale	Spacer	Entretoise	Distanzstück
	38	90 70 61 88	1	Anello di tenuta	Seal ring	Bague d'étanchéité	Dichtring
	39	19 35 67 00	1	Dado bloccaggio	Nut	Ecrou	Mutter
	40	90 70 65 52	1	Guarnizione	Gasket	Joint	Dichtung
	41	90 40 32 47	1	Anello di tenuta	Seal ring	Bague d'étanchéité	Dichtring
	42	19 55 52 00	1	Perno fissaggio sospensione	Pin	Goujon	Stift
	43	92 60 22 08	2	Dado	Nut	Ecrou	Mutter

C1

TELAIO FRAME	CHASSIS RAHMEN		Tavola - Drawing Table - Bild	13

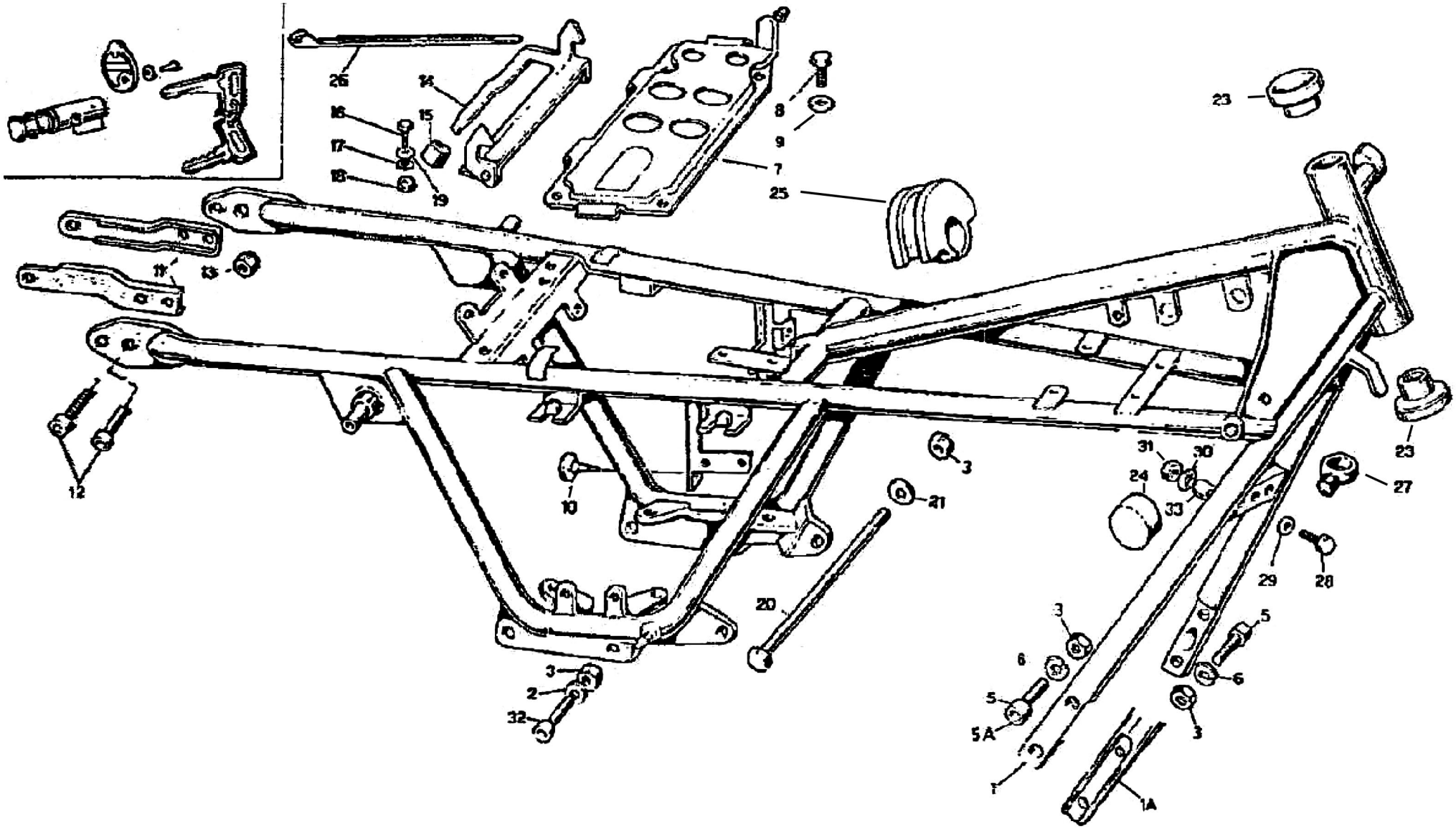

C2

TELAIO FRAME	CHASSIS RAHMEN	Tavola - Drawing Table - Bild 13

NOTE NOTES NOTES MARKE	POS. N.	N. COD. CODE No. No. CODE CODE Nr.	Q.ta Q.ty Q.té Mgo	DENOMINAZIONE	DESCRIPTION	DESIGNATION	BEZEICHNUNG
*	1	19 40 01 35	1	Telaio completo	Frame, assy	Châssis complet	Rahmen, kpl.
x	1A	19 40 01 20	1	Telaio completo	Frame, assy	Châssis complet	Rahmen, kpl.
	2	95 00 42 10	2	Rondella	Washer	Rondelle	Scheibe
	3	92 60 22 10	7	Dado	Nut	Ecrou	Mutter
	4	19 78 25 20	1	Antifurto con chiavi	Anti-theft with keys	Antivol avec clés	Diebstahlschutz mit Schl.
	5	98 62 25 22	4	Vite (L = 22 mm)	Screw (L = 22 mm)	Vis (L = 22 mm)	Schraube (L = 22 mm)
x	5A	98 62 25 25	4	Vite (L = 25 mm)	Screw (L = 25 mm)	Vis (L = 25 mm)	Schraube (L = 25 mm)
	6	95 12 01 05	4	Rondella elastica	Spring washer	Rondelle élastique	Federschuibe
	7	19 41 82 00	1	Piastra porta batteria	Plate	Plaque	Platte
	8	98 05 44 18	4	Vite	Screw	Vis	Schraube
	9	95 00 42 08	4	Rosetta piana	Washer	Rondelle	Scheibe
	10	19 70 59 00	4	Tappo	Plug	Bouchon	Stopfen
	11	19 43 91 00	2	Supporto paralango posteriore	Rear fender bracket	Support d'aile AR	Hint. Kotflügelstütze
	12	98 62 24 18	4	Vite	Screw	Vis	Schraube
	13	92 63 05 08	4	Dado autobloccante	Self-locking nut	Ecrou à autoblocage	Hutmutter
	14	19 46 20 50	1	Arpione blocceggio sella	Pawl	Rochet	Sperrklinke
	15	61 46 28 00	1	Gommino	Rubber	Caoutchouc	Gummistück
	16	98 05 43 12	2	Vite	Screw	Vis	Schraube
	17	95 02 11 06	2	Ranella elastica	Spring washer	Rondelle élastique	Federscheibe
	18	92 60 22 06	2	Dado	Nut	Ecrou	Mutter
	19	95 00 02 06	2	Rosetta piana	Washer	Rondelle	Scheibe
	20	98 11 01 99	1	Tirante	Tie rod	Tirant	Zugstange
	21	95 00 42 10	1	Rondella	Washer	Rondelle	Scheibe
	23	39 51 50 00	2	Calotta	Cap	Couvercle	Deckel
	24	39 10 34 00	2	Gommino	Rubber	Caoutchouc	Gummistück
	25	14 10 71 00	1	Tampone centrale	Rubber buffer	Tampon en caoutchouc	Gummipuffer
	26	14 60 96 50	1	Fascetta	Clamp	Collier	Schelle
	27	19 43 65 00	2	Occhiello	Screw eye	Oeillet	Anschlussöse
	28	98 62 24 40	1	Vite	Screw	Vis	Schraube
	29	95 00 42 08	1	Rondella piana	Washer	Rondelle	Scheibe
	30	95 02 11 08	1	Rondella elastica ondulata	Tooth washer	Rondelle élastique	Federscheibe
	31	92 60 22 08	1	Dado	Nut	Ecrou	Mutter
	32	98 05 25 55	2	Vite	Screw	Vis	Schraube
	33	91 18 10 18	1	Distanziale	Spacer	Entretoise	Distanzstück

* Specificare per modello V 50 Monza - State V 50 Monza model - Spécifier pour modèle V 50 Monza - V 50 Monza Mod. einzeln

x Particolare fornito fino ad esaurimento - Available item until stocks are finished
Pièce fournie jusqu'à épuisement du stock - Lieferbar Teil bis Ende der Lagervorräte

C3

CULLA TELAIO - PEDANE - CAVALLETTO FRAME - FOOT REST - STAND	CHASSIS - REPOSE-PIEDS - BEQUILLE RAHMEN - FUSSRASTE - STÄNDER		Tavola - Drawing Table - Bild	14

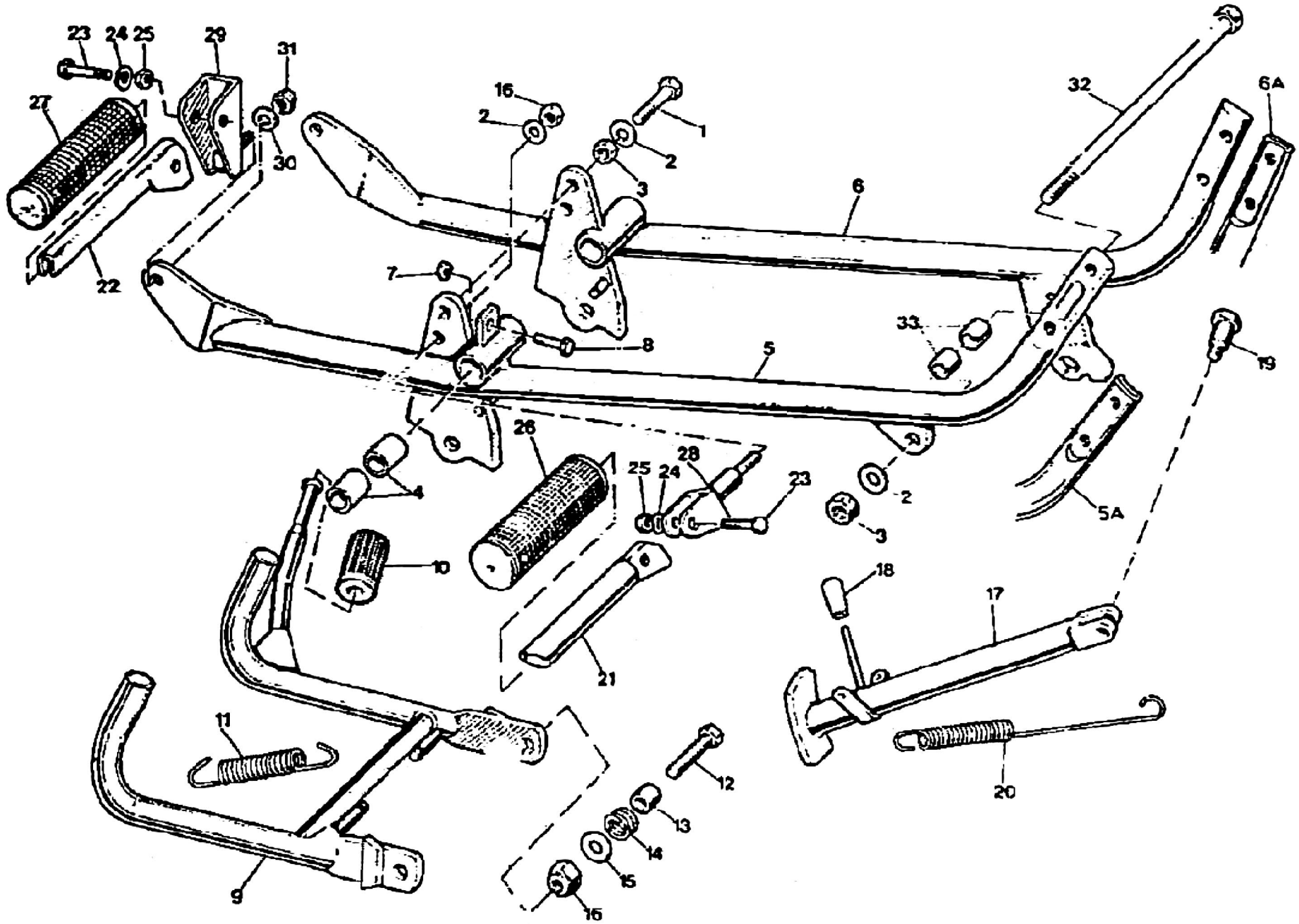

C4

CULLA TELAIO - PEDANE - CAVALLETTO / **FRAME - FOOT REST - STAND** / **CHASSIS - REPOSE-PIEDS - BEQUILLE** / **RAHMEN - FUSSRASTE - STÄNDER**

Tavola - Dessin / Table - Bild **14**

NOTE NOTES NOTES MARKE	POS. N.	N. COD. CODE No. No. CODE CODE Nr.	Q.tà Q.ty Q.te M.ge	DENOMINAZIONE	DESCRIPTION	DESIGNATION	BEZEICHNUNG
	1	98 05 25 65	2	Vite lunga	Long screw	Vis longue	Lange Schraube
	2	95 00 42 10	5	Rondella	Washer	Rondelle	Scheibe
	3	92 60 22 10	3	Dado	Nut	Ecrou	Mutter
	4	18 25 20 50	4	Boccola	Bush	Douille	Buchse
	5	19 42 03 35	1	Braccio culla destro	R.H. arm	Bras D	Arm, R.
*	5A	19 42 03 75	1	Braccio culla destro	R.H. arm	Bras D	Arm, R.
	6	19 42 21 35	1	Braccio culla sinistro	L.H. arm	Bras G	Arm, L.
*	6A	19 42 21 75	1	Braccio culla sinistro	L.H. arm	Bras G	Arm, L.
	7	92 60 22 06	1	Dado	Nut	Ecrou	Mutter
	8	98 05 43 22	1	Vite registro	Adjusting screw	Vis de réglage	Einstellschraube
	9	19 43 03 00	1	Cavalletto	Stand	Béquille	Ständer
	10	13 43 26 40	1	Pedalino in gomma	Rubber foot rest	Caoutchouc de rep.-pieds	Fussrastegummi
	11	12 43 40 01	2	Molla	Spring	Ressort	Feder
	12	98 05 45 30	2	Vite	Screw	Vis	Schraube
	13	91 18 11 14	2	Distanziale	Spacer	Entretoise	Distanzstück
	14	94 32 22 15	1	Molla	Spring	Ressort	Feder
	15	95 00 02 10	2	Rondella	Washer	Rondelle	Scheibe
	16	92 63 05 10	2	Dado	Nut	Ecrou	Mutter
	17	19 43 20 00	1	Puntone laterale	Side bar	Tirant latéral	Seitenstange
	18	19 43 30 00	1	Gommino	Rubber	Caoutchouc	Gummistück
	19	99 10 51 29	1	Perno	Pin	Goujon	Stift
	20	19 43 40 00	2	Molla	Spring	Ressort	Feder
	21	14 44 13 50	2	Pedalino appoggiapiedi anteriore	Front foot rest arm	Bras de repose-pieds AV	Vord. Fussrastearm
	22	14 44 23 50	2	Pedalino appoggiapiedi posteriore	Rear foot rest arm	Bras de repose-pieds AR	Hint. Fussrastearm
	23	98 05 23 26	4	Vite	Screw	Vis	Schraube
	24	61 01 38 00	4	Rosetta ondulata	Washer	Rondelle	Scheibe
	25	92 60 12 06	4	Dado	Nut	Ecrou	Mutter
	26	14 44 32 00	2	Pedalino in gomma anteriore	Front foot rest, rubber	Caoutch. de rep.-pieds AV	Vord. Fussrastegummi
	27	55 44 33 85	2	Pedalino in gomma posteriore	Rear foot rest, rubber	Caoutch. de rep.-pieds AR	Hint. Fussrastegummi
	28	19 44 20 35	2	Supporto per pedalino	Bracket	Support	Stütze
	29	19 44 29 35	2	Cavalletto porta pedalino	Clamp	Collier	Klemme
	30	19 14 98 00	2	Rosetta	Washer	Rondelle	Scheibe
	31	92 60 24 11	2	Dado	Nut	Ecrou	Mutter
	32	53 42 95 00	1	Tirante	Bolt	Boulon	Bolzen
	33	19 01 70 00	2	Distanziale	Spacer	Entretoise	Distanzstück

* Particolari validi per telaio codice N. 19 40 01 20 - Items valid for frame code No. 19 40 01 20
Pièces valables pour châssis Nr. code 19 40 01 20 - Teile gültig für Rahmen Code Nr. 19 40 01 20

CARROZZERIA BODY	CARROSSERIE KAROSSERIE		Tavola - Drawing Table - Bild	15

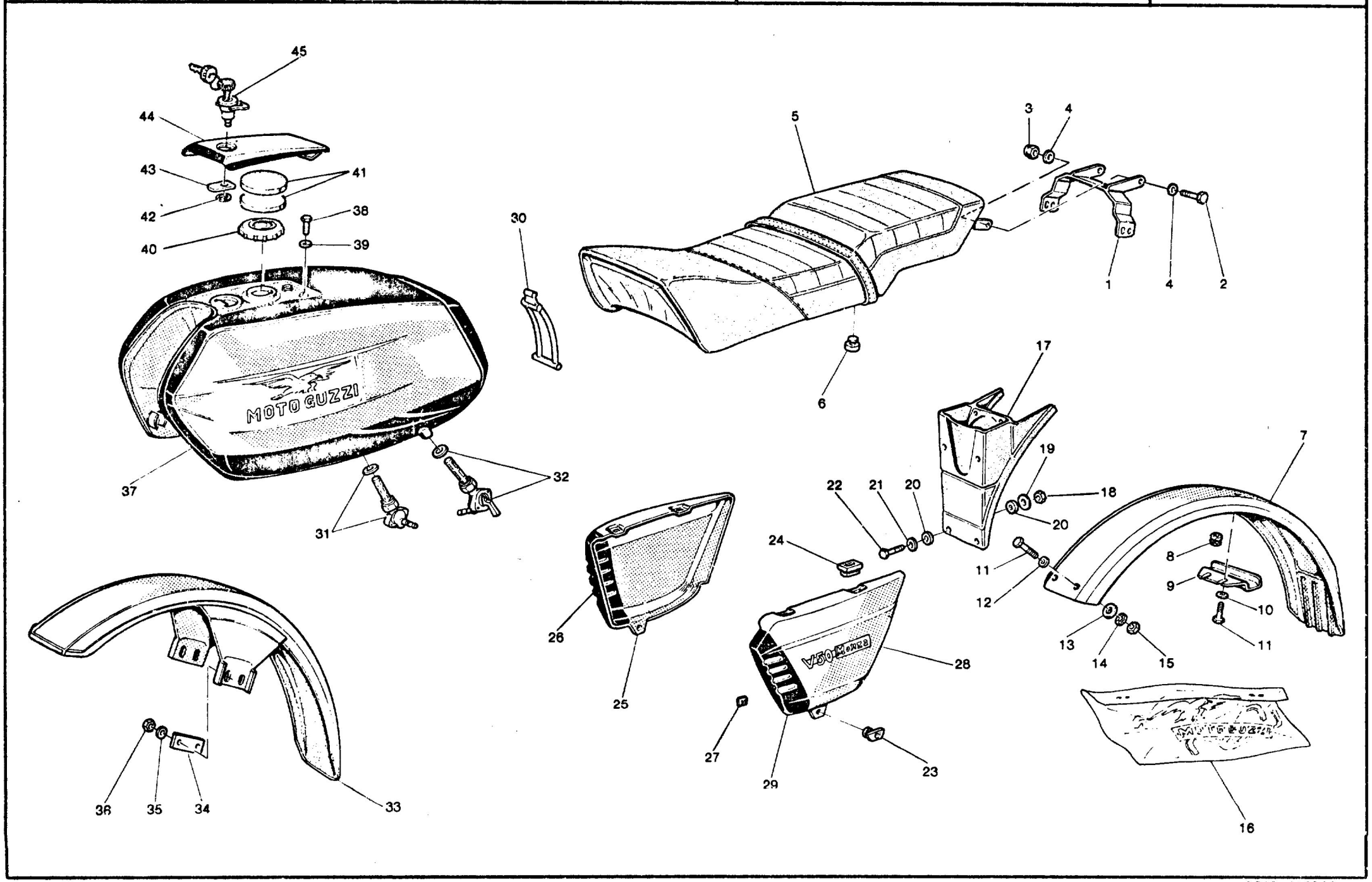

C6

CARROZZERIA BODY	CARROSSERIE KAROSSERIE	Tavola - Drawing Table - Bild **15**

NOTE NOTES NOTES MARKE	POS N.	N. COD. CODE No. No CODE CODE Nr	Q.ta Qty Qte Menge	DENOMINAZIONE	DESCRIPTION	DESIGNATION	BEZEICHNUNG
	1	19 46 23 35	1	Attacco sella al telaio	Seat anchorage	Ancrage siège	Sattelverankerung
	2	96 05 44 20	2	Vite	Screw	Vis	Schraube
	3	92 63 01 06	2	Dado autobloccante	Self-locking nut	Ecrou à autoblocage	Hutmutter
	4	95 00 02 06	2	Rosetta piana	Washer	Rondelle	Scheibe
	5	19 46 05 35	1	Sella	Seat	Siège	Sattel
	6	61 46 83 00	4	Gommino	Rubber	Caoutchouc	Gummistück
	7	19 43 70 01	1	Parafango posteriore (rosso)	Rear mudguard (red)	Garde-boue AR (rouge)	Hinterradkotflügel (rot)
	7	19 43 70 35	1	Parafango posteriore (grigio metallizzato)	Rear mudguard (metallized grey)	Garde-boue AR (gris métallisé)	Hinterradkotflügel (Metallisiertgrau)
	7	19 43 70 53	1	Parafango posteriore (azzurro metallizzato)	Rear mudguard (metallized light blue)	Garde-boue AR (bleu clair métallisé)	Hinterradkotflügel (Metallisiertheilblau)
	8	91 55 11 02	1	Gommino passacavo	Rubber	Caoutchouc	Gummistück
	9	19 43 85 00	1	Supporto cavi	Support	Support	Stütze
	10	95 10 01 21	4	Rosetta	Washer	Rondelle	Scheibe
	11	96 05 43 14	4	Vite	Screw	Vis	Schraube
	12	95 00 42 06	2	Rosetta piana	Washer	Rondelle	Scheibe
	13	95 10 01 18	2	Rosetta di rinforzo	Washer	Rondelle	Scheibe
	14	95 02 11 06	2	Rosetta dentellata	Tooth washer	Rondelle dentée	Zahnscheibe
	15	92 60 22 06	2	Dado	Nut	Ecrou	Mutter
	16	19 92 33 75	1	Serie decalcomanie	Decals set	Jeu de décalcomanies	Abziehbildsatz
	17	19 43 87 35	1	Parafrizzi	Mudguard flap	Para-boue	Kotflügellappen
	18	92 63 01 06	4	Dado autobloccante	Self-locking nut	Ecrou à autoblocage	Hutmutter
	19	95 10 01 41	4	Rosetta di rinforzo	Washer	Rondelle	Scheibe
	20	93 11 00 60	8	Spessore in gomma	Rubber ring	Entretoise en caoutchouc	Gummiring
	21	95 00 02 06	2	Rosetta piana	Washer	Rondelle	Scheibe
	22	96 05 43 20	2	Vite	Screw	Vis	Schraube
	23	19 47 85 50	2	Settore elastico	Sector	Secteur	Sektor
	24	19 47 87 50	4	Gommino	Rubber	Caoutchouc	Gummistück
	25	19 47 62 75	1	Borsetta destra (rossa)	R.H. bag (red)	Sacoche D (rouge)	Tasche, R. (rot)
	25	19 47 62 76	1	Borsetta destra (grigio metallizzato)	R.H. bag (metallized grey)	Sacoche D (gris métallisé)	Tasche, R. (Metallisiertgrau)
	25	19 47 62 77	1	Borsetta destra (azzurro metallizzato)	R.H. bag (metallized light blue)	Sacoche D (bleu clair métallisé)	Tasche, R. (Metallisiertheilblau)
	26	19 47 81 35	1	Griglia per borsetta destra	Cover grill	Grille de couvercle	Abdeckungsgrill
	27	39 92 22 00	6	Piastrino a pressione	Plate	Plaque	Platte
	28	19 47 63 75	1	Borsetta sinistra (rossa)	L.H. bag (red)	Sacoche G (rouge)	Tasche, L. (rot)
	28	19 47 63 76	1	Borsetta sinistra (grigio metallizzato)	L.H. bag (metallized grey)	Sacoche G (gris métallisé)	Tasche, L. (Metallisiertgrau)
	28	19 47 63 77	1	Borsetta sinistra (azzurro metallizzato)	L.H. bag (metallized light blue)	Sacoche G (bleu clair métallisé)	Tasche, L. (Metallisiertheilblau)
	29	19 47 82 35	1	Griglia per borsetta sinistra	Cover grill	Grille de couvercle	Abdeckungsgrill
	30	19 10 27 50	1	Tirante ancoraggio serbatoio	Connecting rod	Tige intermédiaire	Zwischenstange

CARROZZERIA BODY	CARROSSERIE KAROSSERIE		Tavola - Drawing Table - Bild	15

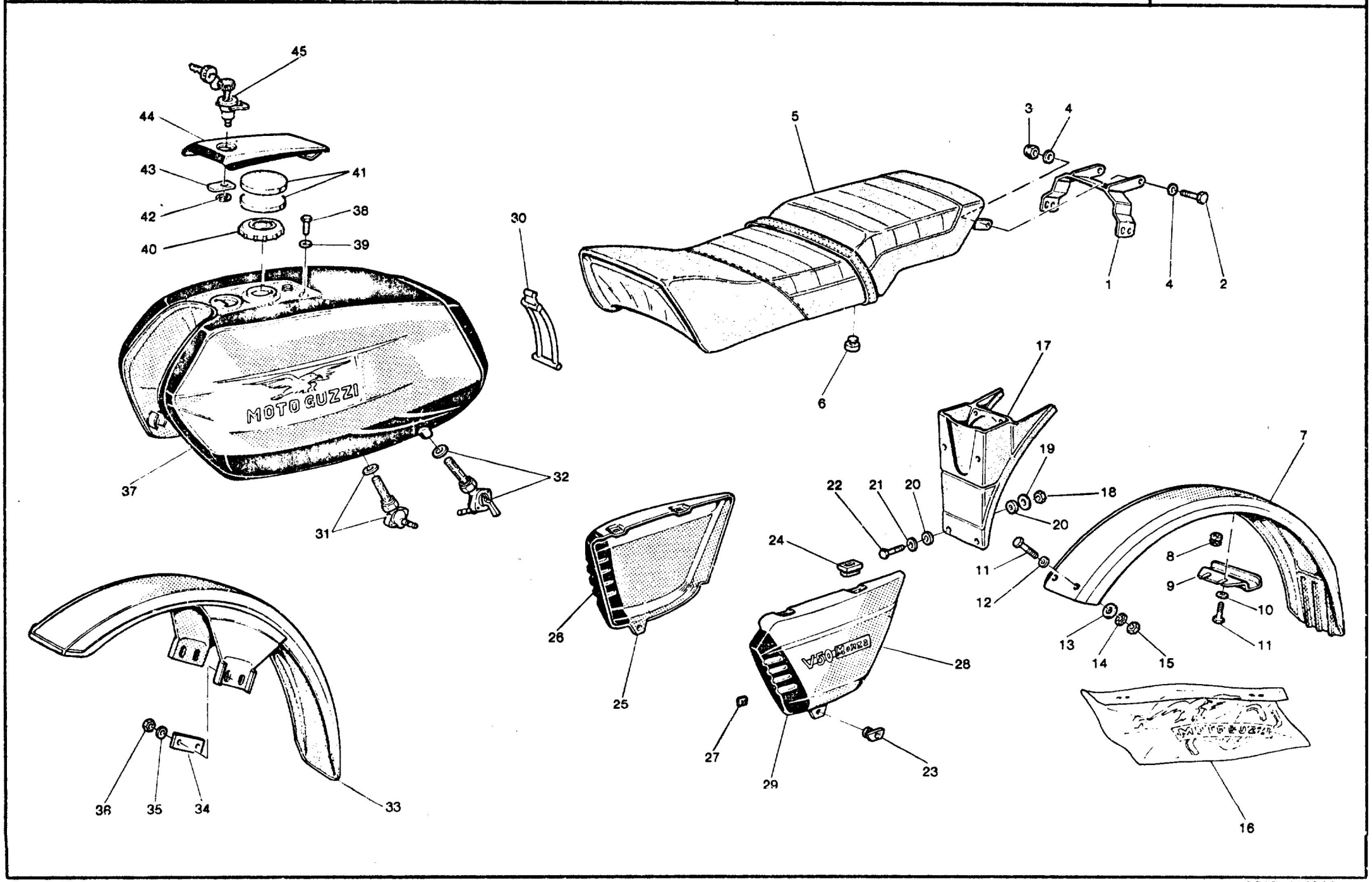

C8

CARROZZERIA BODY	CARROSSERIE KAROSSERIE					Tavola - Drawing Table - Bild 15
NOTE NOTES NOTES MARKE	POS N.	N. COD. CODE No. No. CODE CODE Nr.	Q.tà Q.ty Q.té M.gg	DENOMINAZIONE	DESCRIPTION	DESIGNATION	BEZEICHNUNG
	31	65 10 54 00	1	Rubinetto carburante destro	R.H. fuel cock	Robinet de carburant D	Kraftstoffhahn, R.
	32	65 10 54 01	1	Rubinetto carburante sinistro	L.H. fuel cock	Robinet de carburant G	Kraftstoffhahn, L.
	33	19 43 44 05	1	Parafango anteriore (rosso)	Front mudguard (red)	Garde-boue AV (rouge)	Vorderradkotflügel (rot)
	33	19 43 44 35	1	Parafango anteriore (grigio metallizzato)	Front mudguard (metallized grey)	Garde-boue AV (gris métallisé)	Vorderradkotflügel (Metallisiertgrau)
	33	19 43 44 56	1	Parafango anteriore (azzurro metallizzato)	Front mudguard (metallized light blue)	Garde-boue AV (bleu clair métallisé)	Vorderradkotflügel (Metallisierthellblau)
	34	19 43 66 00	2	Piastrino per parafango anteriore	Plate	Plaque	Platte
	35	61 27 03 00	4	Rosetta ondulata	Washer	Rondelle	Scheibe
	36	92 60 22 08	4	Dado	Nut	Ecrou	Mutter
	37	19 10 02 36	1	Serbatoio carburante (rosso)	Fuel tank (red)	Réservoir (rouge)	Kraftstoffbehälter (rot)
	37	19 10 02 37	1	Serbatoio carburante (grigio metallizzato)	Fuel tank (metallized grey)	Réservoir (gris métallisé)	Kraftstoffbehälter (Metallisiertgrau)
	37	19 10 02 38	1	Serbatoio carburante (azzurro metallizzato)	Fuel tank (metallized light blue)	Réservoir (bleu clair métallisé)	Kraftstoffbehälter (Metallisertholiblau)
	38	98 05 42 10	2	Vite	Screw	Vis	Schraube
	39	95 12 91 00	2	Rosetta	Washer	Rondelle	Scheibe
	40	14 10 39 55	1	Tappo serbatoio carburante	Tank filler	Bouchon de remplissage	Tankverschluss
	41	19 10 43 36	1	Gommino appoggio coperchio	Rubber	Caoutchouc	Gummistück
	42	19 10 49 50	1	Fascetta elastica a lamella	Spring clamp	Collier élastique	Federschelle
	43	18 10 50 01	1	Chiavistello	Latch	Verrou	Drücker
	44	61 10 40 60	1	Coperchio per tappo serbatoio	Cover	Couvercle	Deckel
	45	14 10 44 55	1	Serratura con chiavi	Lock with keys	Serrure avec clés	Schloss mit Schlüssel
	—	697 392 101	—	Kg 1 vernice (rosso)	1 kg paint (red)	Kg 1 peinture (rouge)	1 kg Farbe (rot)
	—	697 393 310	—	Kg 1 vernice (grigio metallizzato)	1 kg paint (metallized grey)	Kg 1 peinture (gris métallisé)	1 kg Farbe (Metallisiertgrau)
	—	697 393 210	—	Kg 1 vernice (azzurro metallizzato)	1 kg paint (metallized light blue)	Kg 1 peinture (bleu clair métallisé)	1 kg Farbe (Metallisierthellblau)

SOSPENSIONI ANTERIORE E POSTERIORE FRONT AND REAR SUSPENSIONS	SUSPENSIONS AV ET AR VORD. - HINTERRADAUFHÄNGUNG		Tavola - Drawing Table - Bild	16

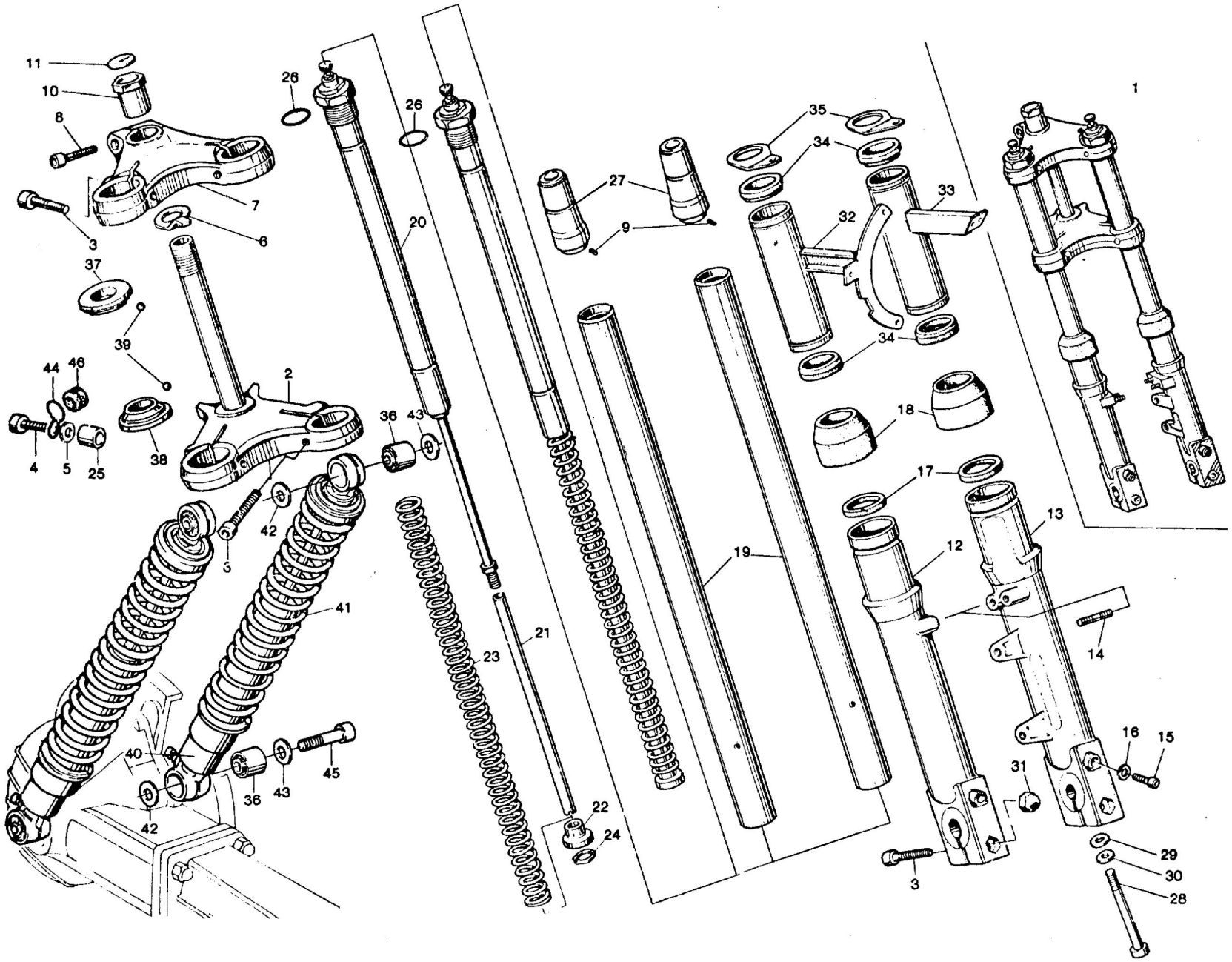

SOSPENSIONI ANTERIORE E PO
FRONT AND REAR SUSPENSION

SUSPENSIONS AV ET AR
VORD.-HINTERRADAUFHÄNGUNG

Tavola - Drawing
Table - Bild
16

NOTE NOTES NOTES MARKE	POS N.	N. COD. CODE No. No CODE CODE Nr	Q.tà Qty Qte Menge	DENOMINAZIONE	DESCRIPTION	DESIGNATION	BEZEICHNUNG
	1	19 49 03 75	1	Forcella senza foderi	Fork without stay tube	Fourche sans tuyau étai	Gabel ohne Stutzrohr
	2	39 49 40 02	1	Base forcella	Fork yoke	Chape de fourche	Gabelunterzatz
	3	98 62 05 40	5	Vite	Screw	Vis	Schraube
	4	98 62 05 55	1	Vite	Screw	Vis	Schraube
	5	95 00 42 10	1	Rosetta	Washer	Rondelle	Scheibe
	6	62 49 32 00	1	Rondella di fermo	Washer	Rondelle	Scheibe
	7	19 49 31 35	1	Testa per forcella	Fork	Tête de fourche	Gabelkopf
	8	98 62 04 35	1	Vite	Screw	Vis	Schraube
	9	95 51 03 08	2	Grano di riferimento	Dowel	Goujon	Zapfen
	10	17 51 66 00	1	Bussola bloccasterzo	Bush	Douille	Buchse
	11	17 51 77 00	1	Marchio per bussola	Mark	Marque	Marke
	12	19 52 26 75	1	Gambale destro	R.H. sleeve	Chemise D	Laufbüchse, R.
	13	19 52 25 75	1	Gambale sinistro	L.H. sleeve	Chemise G	Laufbüchse, L.
	14	98 50 80 21	4	Prigioniero	Stud bolt	Goujon	Stiftschraube
	15	98 62 03 12	2	Vite scarico olio	Oil drain screw	Vis de vidange huile	Ölablasschraube
	16	95 10 01 16	2	Rondella alluminio	Washer	Rondelle	Scheibe
	17	90 40 32 43	2	Anello di tenuta	Seal ring	Bague d'étanchéité	Dichtring
	18	53 52 45 40	2	Custodia gamball	Dust guard	Cache poussière	Schmutzfänger
	19	39 52 54 01	2	Braccio per forcella	Fork arm	Bras pour fourche	Gabelarm
	20	19 52 64 80	2	Ammortizzatore	Shock absorber	Amortisseur	Stossdämpfer
	21	19 52 78 80	2	Tubo per asta	Pipe	Tuyau	Rohr
	22	53 52 73 40	2	Estremità per asta	Tube end	Embout	Rohrende
	23	19 52 66 00	2	Molla	Spring	Ressort	Feder
	24	90 27 10 12	2	Anello Seeger	Snap ring	Jonc d'arrêt	Seegerring
	25	91 18 11 10	2	Distanziale	Spacer	Entretoise	Distanzstück
	26	90 70 62 38	2	Anello di tenuta	Seal ring	Bague d'étanchéité	Dichtring
	27	19 52 74 80	2	Elemento inferiore	Lower element	Élément inférieur	Unt. Elemente
	28	98 62 04 80	2	Vite	Screw	Vis	Schraube
	29	12 15 42 00	2	Rondella	Washer	Rondelle	Scheibe
	30	95 00 42 08	2	Rosetta	Washer	Rondelle	Scheibe
	31	92 78 11 00	2	Dado cieco	Nut	Ecrou	Mutter
	32	14 49 61 55	1	Fodero destro	R.H. stay tube	Tuyau étai D	Stützrohr, R.
	33	14 49 62 55	1	Fodero sinistro	L.H. stay tube	Tuyau étau G	Stützrohr, L.
	34	39 49 27 01	4	Anello	Ring	Bague	Ring
	35	61 50 16 30	2	Piastrina supporto cruscotto	Plate	Plaque	Platte
	36	14 55 16 55	4	Elemento elastico	Flexible element	Élément élastique	El. Element
	37	61 51 49 40	1	Calotta superiore	Upper cap	Chapeau supérieur	Oberkappe
	38	61 51 52 40	1	Calotta inferiore	Lower cap	Chapeau inférieur	Unterkappe
	39	92 29 57 04	44	Sfera	Ball	Bille	Kugel
	40	19 55 02 80	2	Sospensione posteriore	Rear suspension	Suspension AR	Hint. Aufhängung

SOSPENSIONI ANTERIORE E POSTERIORE FRONT AND REAR SUSPENSIONS	SUSPENSIONS AV ET AR VORD. - HINTERRADAUFHÄNGUNG		Tavola - Drawing Table - Bild	16

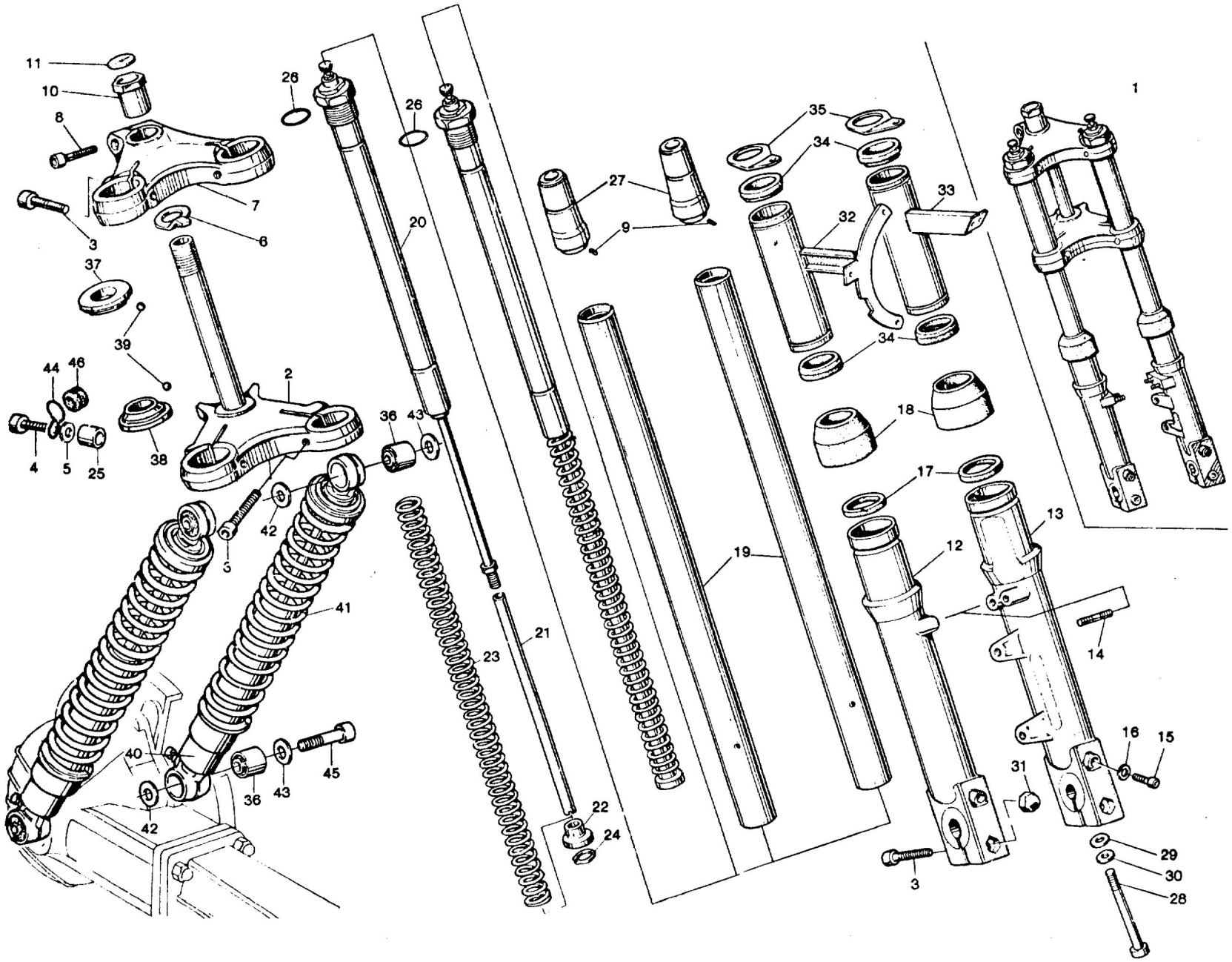

SOSPENSIONI ANTERIORE E POSTERIORE
FRONT AND REAR SUSPENSION

SUSPENSIONS AV ET AR
VORD.- HINTERRADAUFHÄNGUNG

Tavola - Drawing
Table - Bild
16

NOTE NOTES NOTES MARKE	POS N.	N. COD. CODE No. No CODE CODE Nr	Q.tà Qty Qte Mge	DENOMINAZIONE	DESCRIPTION	DESIGNATION	BEZEICHNUNG
	41	19 55 23 80	2	Molla	Spring	Ressort	Feder
	42	95 00 42 15	4	Rondella interna	Inner washer	Rondelle intérieure	Innenscheibe
	43	95 10 05 24	4	Rondella	Washer	Rondelle	Scheibe
	44	19 76 32 00	1	Occhiello trasmissione contakm	Bracket	Support	Stütze
	45	98 82 24 16	4	Vite	Screw	Vis	Schraube
	46	91 55 11 20	1	Gommino per occhiello	Rubber	Caoutchouc	Gummistück

C13

RUOTA ANTERIORE E POSTERIORE FRONT AND REAR WHEEL	ROUE AV ET AR VORD. HINTERRAD		Tavola - Drawing Table - Bild	17

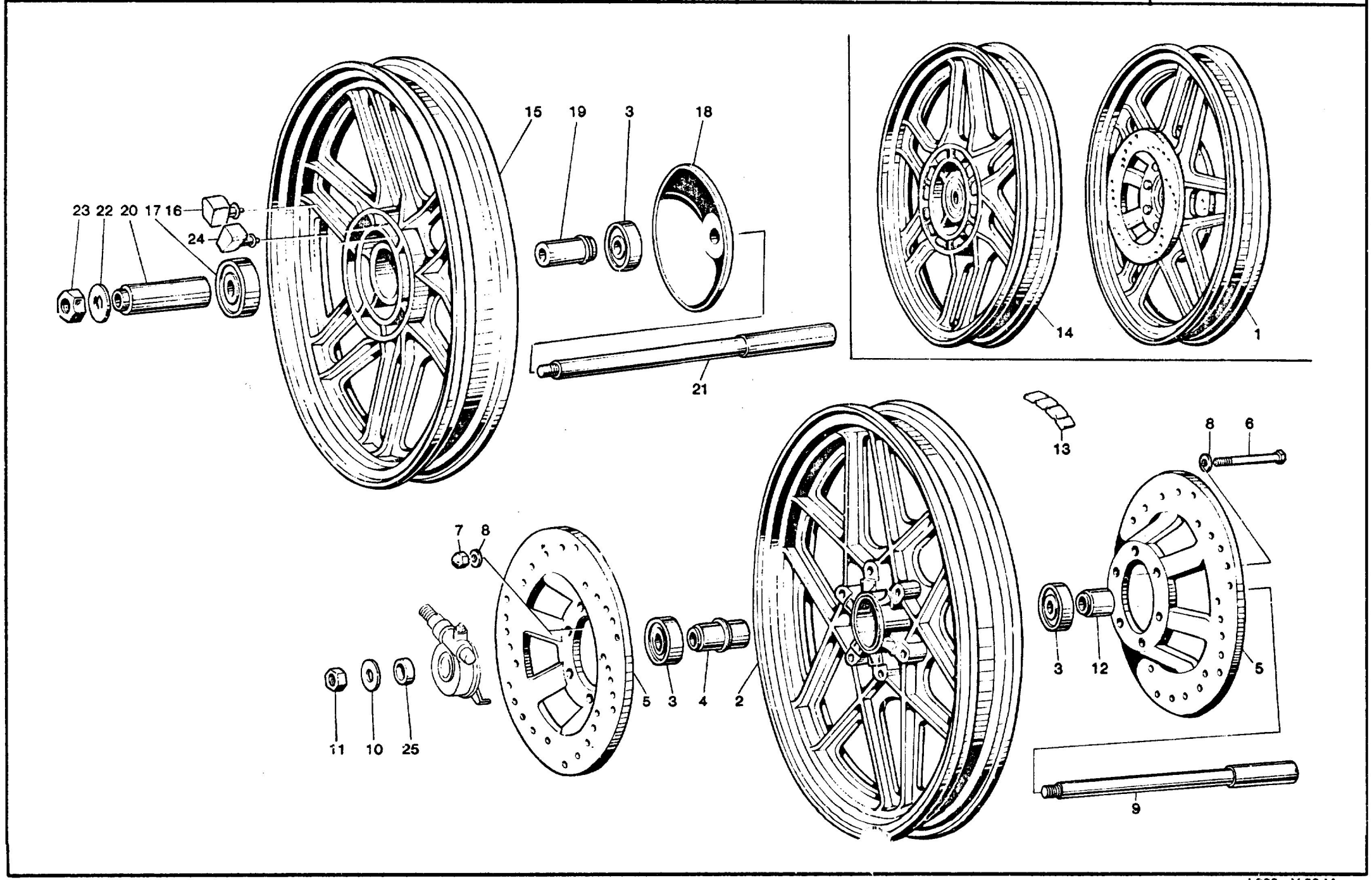

C14

RUOTA ANTERIORE E POSTERIORE
FRONT AND REAR WHEEL

ROUE AV ET AR
VORD. HINTERRAD

Tavola - Drawing
Table - Bild **17**

NOTE NOTES NOTES MARKE	POS. N.	N. COD. CODE No. No. CODE CODE Nr.	Q.tà Q.ty Q.té M.ge	DENOMINAZIONE	DESCRIPTION	DESIGNATION	BEZEICHNUNG
	1	19 61 02 35	1	Ruota anteriore completa	Front wheel, complete	Roue AV, complète	Vorderrad, kpl.
	2	19 61 03 35	1	Ruota anteriore (1.85 x 18")	Front wheel (1.85 x 18")	Roue AV (1.85 x 18")	Vorderrad (1.85 x 18")
	3	92 20 42 17	3	Cuscinetto per mozzo	Bearing	Roulement	Lager
	4	19 61 53 35	1	Distanziale	Spacer	Entretoise	Distanzstück
	5	19 61 33 35	2	Disco freno anteriore	Front disc	Disque AV	Vord. Bremsscheibe
	6	98 05 24 75	6	Vite fissaggio disco	Screw	Vis	Schraube
	7	92 73 00 82	6	Dado autofrenante cieco	Nut	Ecrou	Mutter
	8	95 00 42 08	12	Rondella	Washer	Rondelle	Scheibe
	9	19 61 41 00	1	Perno ruota anteriore	Front wheel pin	Goujon roue AV	Vorderradstift
	10	95 00 42 17	1	Rosetta	Washer	Rondelle	Scheibe
	11	92 60 25 16	1	Dado	Nut	Ecrou	Mutter
	12	61 61 63 30	1	Distanziale	Spacer	Entretoise	Distanztück
	13	14 61 61 50	1÷3	Tavoletta contrappesi	Balance weight	Masse additive	Gewichtsausgleich
	14	19 63 02 35	1	Ruota posteriore completa	Rear wheel, complete	Roue AR, complète	Hinterrad, kpl.
	15	19 63 06 35	1	Ruota posteriore nuda (2.15 x 18")	Rear wheel (2.15 x 18")	Roue AR (2.15 x 18")	Hinterrad (2.15 x 18")
	16	19 63 25 02	6	Elemento parastrappi	Rubber coupling	Joint en caoutchouc	Gummikupplung
	17	92 20 42 18	1	Cuscinetto a sfere	Ball bearing	Roulement à billes	Kugellager
	18	19 63 64 00	1	Protezione	Protection	Protection	Schutz
	19	19 63 39 35	1	Distanziale	Spacer	Entretoise	Distanzstück
	20	19 63 41 00	1	Distanziale	Spacer	Entretoise	Distanzstück
	21	19 63 33 00	1	Perno ruota posteriore	Rear wheel pin	Goujon pour roue AR	Hinterradstift
	22	14 63 44 00	1	Rondella	Washer	Rondelle	Scheibe
	23	92 60 23 16	1	Dado	Nut	Ecrou	Mutter
	24	19 63 25 01	6	Elemento parastrappi	Rubber coupling	Joint en caoutchouc	Gummikupplung
	25	61 61 56 30	1	Distanziale	Spacer	Entretoise	Distanzstück

COMANDO FRENO ANTERIORE DESTRO R.H. FRONT BRAKE CONTROL	COMMANDE DE FREIN AV DROIT VORDERBREMSSTEUERUNG R.		Tavola - Drawing Table - Bild	18

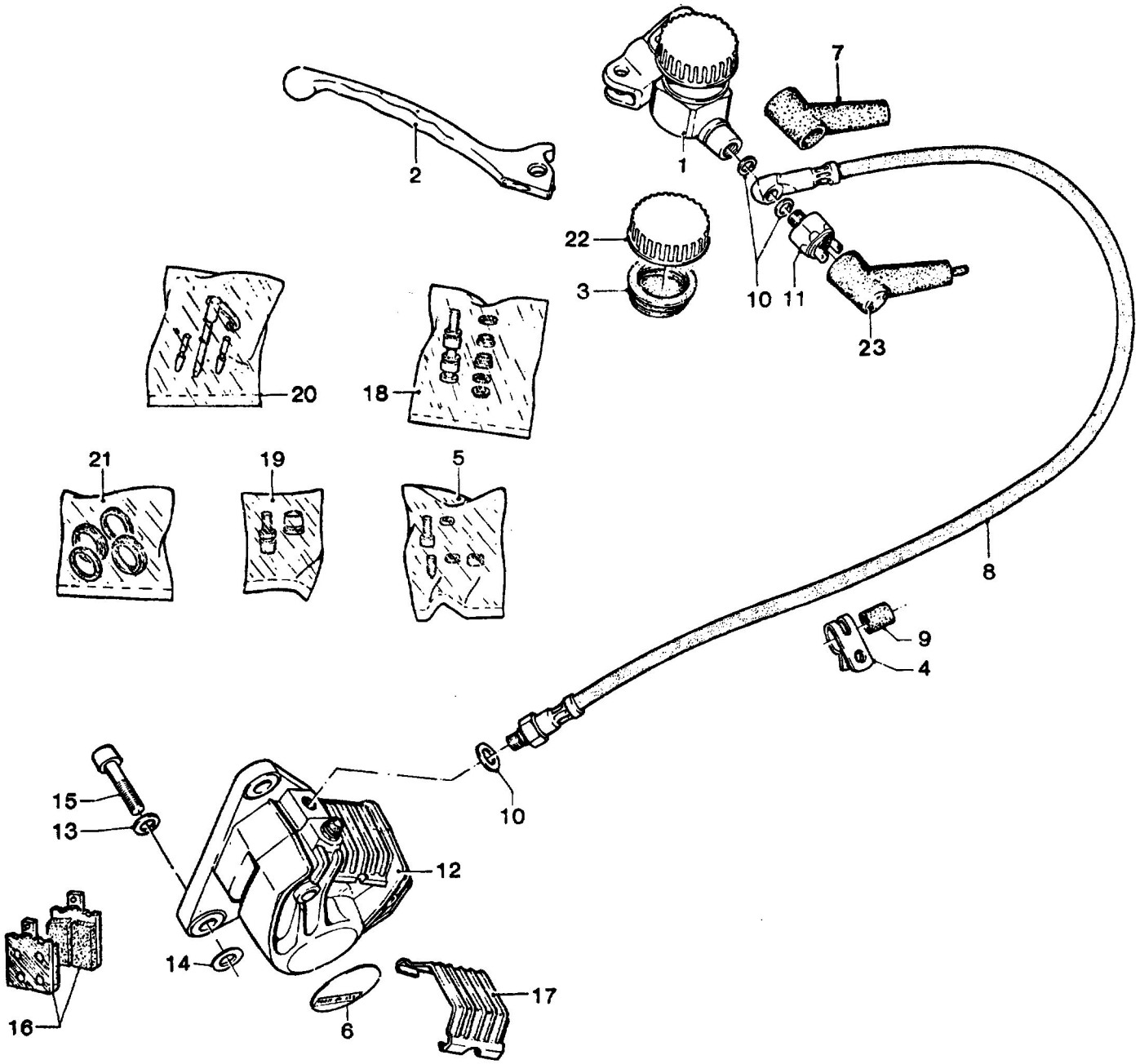

C16

COMANDO FRENO ANTERIORE R.H. FRONT BRAKE CONTROL	COMMANDE DE FREIN AV DROIT VORDERBREMSSTEUERUNG R.					Tavola - Drawing Table - Bild	18
NOTE NOTES NOTES MARKE	POS N.	N. COD. CODE No. No CODE CODE Nr	Q.tà Qty Qte Mge	DENOMINAZIONE	DESCRIPTION	DESIGNATION	BEZEICHNUNG
	1	17 88 02 53	1	Pompa serbatoio trasparente	Master cylinder	Maître-cylindre	Bremszylinder
	2	14 60 56 50	1	Leva comando freno anteriore destro	Hand lever	Levier à main	Handhebel
	3	17 66 13 52	1	Membrana a soffietto	Membrane	Membrane	Membran
	4	17 65 84 60	1	Fascetta tubazione	Clamp	Collier	Schelle
	5	17 65 94 50	1	Gruppo revisione viti per leva	Screw kit	Kit de vis	Schraube - Rep. Satz
	6	19 65 49 00	1	Decalcomania per pinza	Decal	Décalcomanie	Abziehbild
	7	14 66 38 50	1	Cappuccio pompa freno	Dust cap	Pare-poussière	Staubkappe
	8	61 65 71 30	1	Tubazione flessibile	Flexible pipe	Tuyau flexible	Bremsrohr
	9	17 65 82 60	1	Anello fra fascia e tubo	Ring	Bague	Ring
	10	25 65 61 00	3	Guarnizione mm 1	Gasket mm 1	Joint mm 1	Dichtung mm 1
	10	25 65 61 01	3	Guarnizione mm 1,25	Gasket mm 1.25	Joint mm 1,25	Dichtung mm 1,25
	10	25 65 61 02	3	Guarnizione mm 1,5	Gasket mm 1.5	Joint mm 1,5	Dichtung mm 1,5
	11	14 65 70 50	1	Interruttore idraulico	Stop light switch	Contacteur de stop	Stoplichtschalter
	12	39 65 22 01	1	Pinza anteriore destra	R.H. front brake caliper	Etrier AV D	Vord. Festsattel, R.
	13	61 27 03 00	2	Rosetta	Washer.	Rondelle	Scheibe
	14	95 10 02 50	0÷2	Rosetta di spallamento (mm 0,5)	Spacer washer (mm 0.5)	Rondelle d'épaul. (mm 0,5)	Einstellscheibe (mm 0,5)
	14	95 10 02 51	0÷2	Rosetta di spallamento (mm 0,8)	Spacer washer (mm 0.8)	Rondelle d'épaul. (mm 0,8)	Einstellscheibe (mm 0,8)
	15	98 62 24 22	2	Vite fissaggio pinza	Screw	Vis	Schraube
	16	19 65 46 00	1	Pastiglie freno Ferit I/D 334	Pad Ferit I/D 334	Patins de frein Ferit I/D 334	Bremsbelag Ferit I/D 334
	17	39 65 47 00	1	Coperchio per pinza	Cover	Couvercle	Deckel
	18	17 65 93 52	1	Gruppo revisione pompa	Master cylinder kit	Kit de maître-cylindre	Hauptbremszyl. Rep.-Satz
	19	65 65 92 00	1	Gruppo revis. spurgo pinza freno	Screws kit	Kit de vis	Schraube - Rep.-Satz
	20	39 65 91 00	1	Gruppo rev. perni pastiglie pinza fr.	Pins kit	Kit de pivots	Bremsbelag - Rep.-Satz
	21	39 65 90 00	1	Gruppo revis. guamiz. pinza freno	Seals kit	Kit de joints	Dichtung - Rep.-Satz
	22	17 66 11 52	1	Coperchio pompa	Master cylinder cover	Couvercle maître-cylindre	Bremszylinderdeckel
	23	12 73 51 00	1	Cappuccio per interruttore idraulico	Cap	Capuchon	Kappe

FRENO ANTERIORE SINISTRO E POSTERIORE REAR-FRONT L.H. BRAKE	FREIN AV G ET AR HINT. L. - VORD. BREMSE		Tavola - Drawing Table - Bild	19

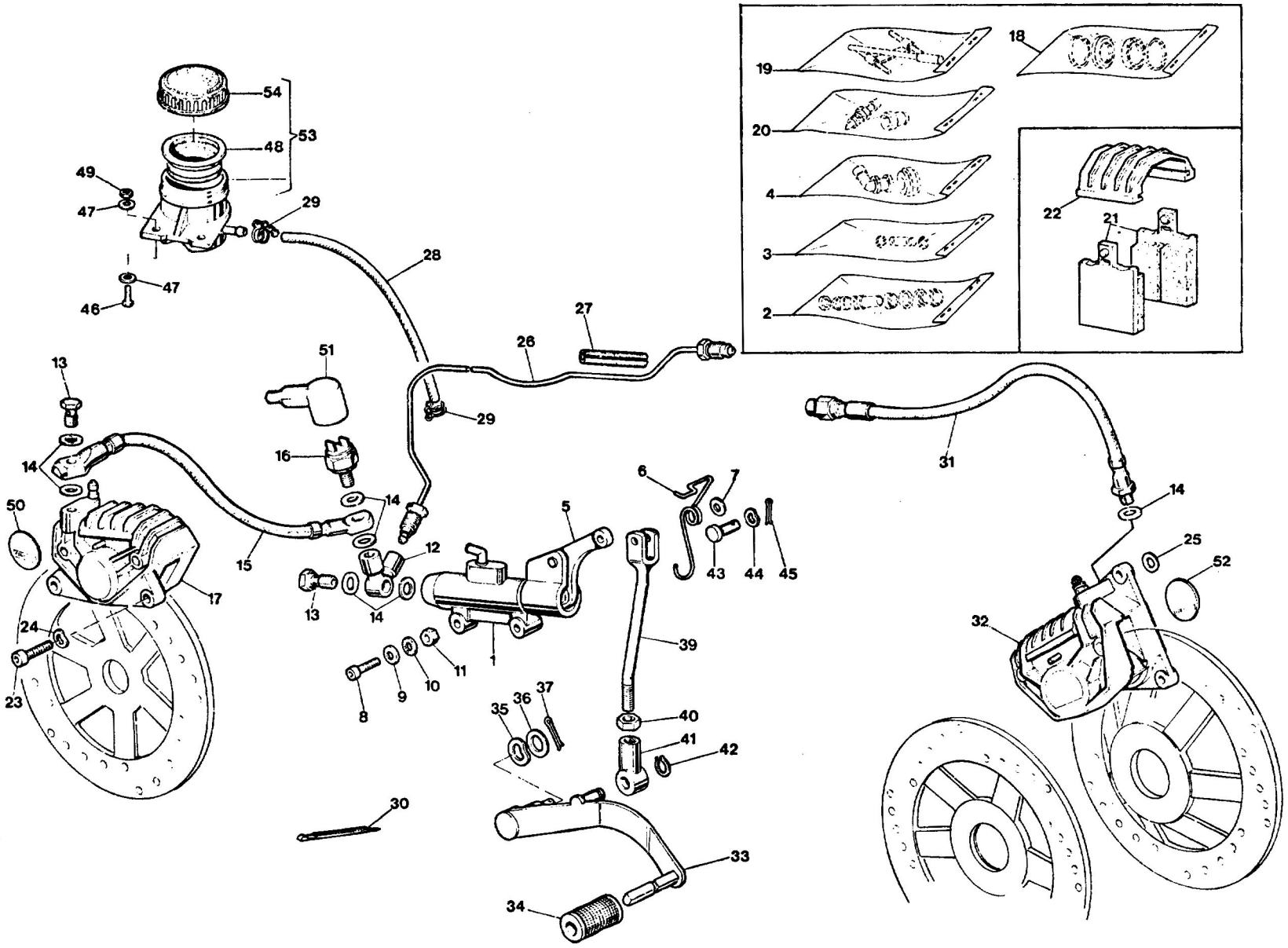

D2

FRENO ANTERIORE SINISTRO E POSTERIORE — **FREIN AV G ET AR**
REAR-FRONT L.H. BRAKE — **HINT. L. - VORD. BREMSE**

Tavola - Drawing / Table - Bild **19**

NOTE NOTES NOTES MARKE	POS. N.	N. COD. CODE No. No. CODE CODE Nr	Q.tà Qty Q.tés Menge	DENOMINAZIONE	DESCRIPTION	DESIGNATION	BEZEICHNUNG
	1	19 66 70 00	1	Pompa comando freni anteriori sx e post. senza leva	L.H. front & rear brake pump without lever	Pompe frein AV G et AR sans levier	L. vord. u. hint. Bremse-pumpe ohne Hebel
	2	17 65 93 50	1	Gruppo revis. guarnizioni pompa freno	Gaskets kit for brake pump	Kit de joints pour pompe frein	Dichtung - Rep.-Satz für Bremsepumpe
	3	19 65 96 00	1	Gruppo revisione perni leva	Lever pins kit	Kit de goujons levier	Hebelstift - Rep. Satz
	4	19 65 95 00	1	Gruppo revisione raccordo pompa freno	Brake pump union kit	Kit de raccord pompe frein	Bremsepumpe Verbindung - Rep. Satz
	5	19 66 75 00	1	Leva comando pompa	Pump lever	Levier comm. pompe	Pumpehebel
	6	19 66 76 00	1	Molla	Spring	Ressort	Feder
	7	95 60 42 06	1	Rondella	Washer	Rondelle	Scheibe
	8	98 05 23 26	2	Vite fiss. pompa	Screw	Vis	Schraube
	9	61 01 38 00	2	Rondella piana	Washer	Rondelle	Scheibe
	10	95 02 11 06	2	Rondella dentellata	Tooth washer	Rondelle dentée	Zahnscheibe
	11	92 60 22 06	2	Dado	Nut	Ecrou	Mutter
	12	19 66 80 00	1	Ripartitore	Brake joint	Raccord frein	Bremseanschluss
	13	95 99 00 28	2	Vite cava	Screw	Vis	Schraube
	14	25 65 61 00	7	Guarnizione	Gasket	Joint	Dichtung
	15	17 65 71 01	1	Tubazione ripartitore	Pipe	Tuyau	Rohr
	16	14 65 70 50	1	Interruttore idraulico	Stop light switch	Contacteur de stop	Stopllichtschalter
	17	19 65 30 00	1	Pinza per freno posteriore	Rear brake caliper	Etrier frein AR	Hint. Bremssattel
	18	39 65 90 00	2	Gruppo revisione guarnizioni pinza freno.	Brake caliper gaskets kit	Kit de joints étrier frein	Bremsesattelidichtung Rep. - Satz
	19	39 65 91 00	2	Gruppo rev. perni pastiglie	Pins kit	Kit de pivots	Bremsbelag - Rep.-Satz
	20	65 65 92 00	2	Gruppo rev. spurgo	Screws kit	Kit de vis	Schrauben - Rep.-Satz
	21	19 65 46 00	1	Pastiglia per pinza posteriore Ferit 334 FG	Pad for rear caliper Ferit 334 FG	Patin pour étrier AR Ferit 334 FG	Bremsbelag f. hint. Fests. Ferit 334 FG
	21	19 65 46 01	1	Pastiglia per pinze anteriori sx Ferit I/D 346 GG	Pads for L.H. front cal. Ferit I/D 346 GG	Patins pour étrier AV G Ferit I/D 346 GG	Bremsbelag f. L. v. Fests. Ferit I/D 346 GG
	22	39 65 47 00	2	Coperchio feritoia	Cover	Couvercle	Deckel
	23	98 62 24 22	4	Vite	Screw	Vis	Schraube
	24	61 27 03 00	4	Rondella elastica	Spring washer	Rondelle élastique	Federscheibe
	25	95 10 02 50	0 ÷ 2	Rosetta di spallamento (mm 0,5)	Spacer washer (mm 0.5)	Rondelle d'épaul. (mm 0,5)	Einstellscheibe (mm 0.5)
	25	95 10 02 51	0 ÷ 2	Rosetta di spallamento (mm 0.8)	Spacer washer (mm 0.8)	Rondelle d'épaul. (mm 0,8)	Einstellscheibe (mm 0.8)
	26	19 65 87 35	1	Tubazione rigida	Not flexible pipe	Tuyau rigide	Starrrohr
	27	17 65 96 50	3	Fascia elastica	Clamp	Collier	Klemme
**	28	823 94 70 90	1	Tubazione	Pipe	Tuyau	Rohr
	29	19 15 78 00	2	Fascetta elastica	Clamp	Collier	Klemme
	30	14 60 96 50	1	Fascetta fissaggio tubazioni	Clamp	Collier	Klemme
	31	17 65 88 60	1	Tubazione flessibile	Flexible pipe	Tuyau flexible	Bremsschlauch
	32	19 65 23 36	1	Pinza anteriore sinistra	L.H. front caliper	Etrier AV G	Vord. Festsattel, L.

FRENO ANTERIORE SINISTRO E POSTERIORE REAR-FRONT L.H. BRAKE	FREIN AV G ET AR HINT. L. - VORD. BREMSE		Tavola - Drawing Table - Bild	19

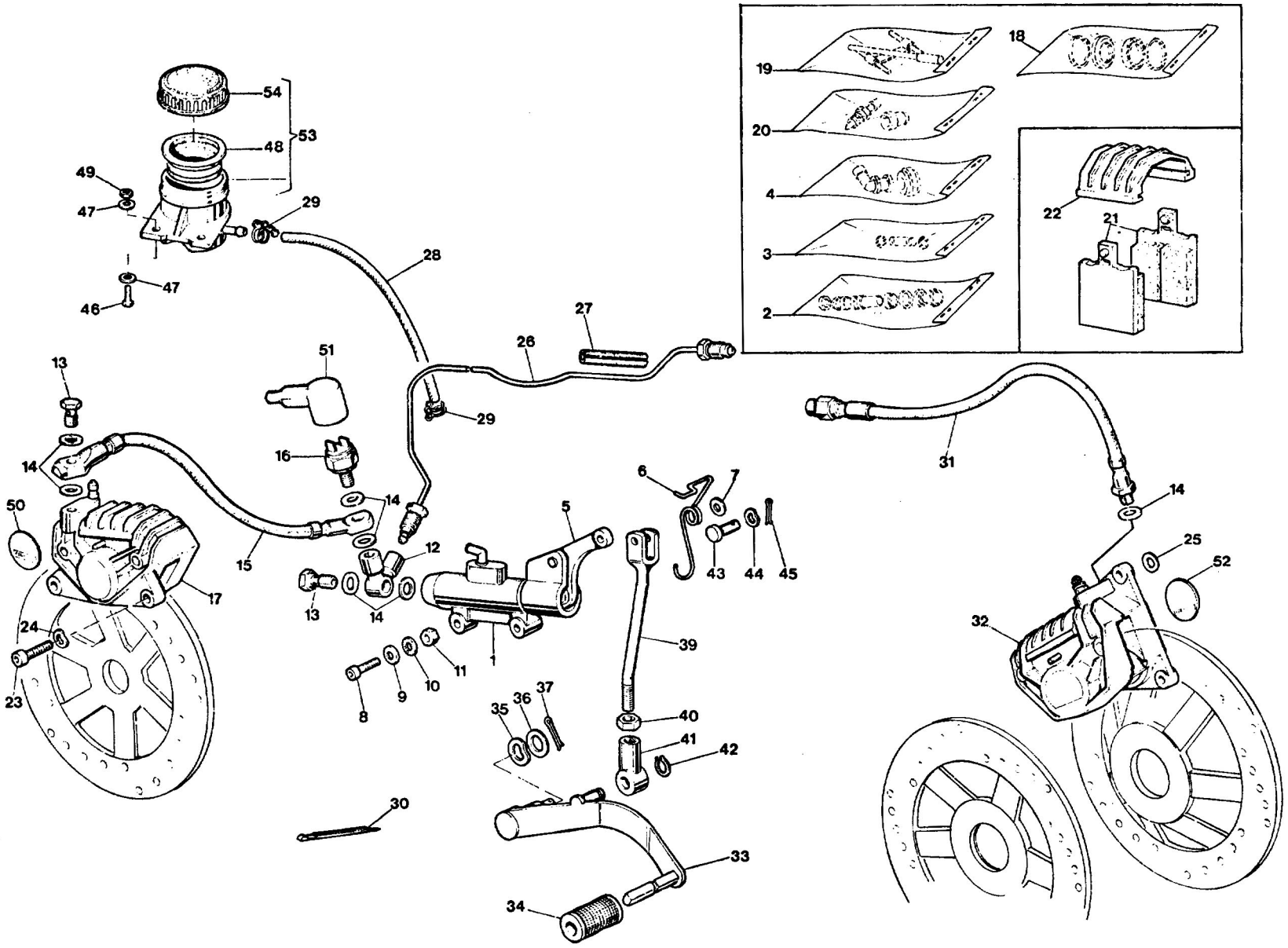

D4

FRENO ANTERIORE SINISTRO E POSTERIORE REAR-FRONT L.H. BRAKE	FREIN AV G ET AR HINT. L. - VORD. BREMSE	Tavola - Drawing Table - Bild	19

NOTE NOTES NOTES MARKE	POS. N.	N. COD. CODE No. No. CODE CODE Nr.	Q.tà Q.ty Q.té M.ge	DENOMINAZIONE	DESCRIPTION	DESIGNATION	BEZEICHNUNG
	33	19 67 70 35	1	Leva comando freni	Brake lever	Levier commande frein	Bremshebel
	34	14 25 10 01	1	Pedalino in gomma	Rubber pedal	Pédale en caoutchouc	Gummigleitschutze
	35	95 12 92 60	1	Rondella elastica	Spring washer	Rondelle élastique	Federscheibe
	36	95 00 42 15	1	Rondella piana	Washer	Rondelle	Scheibe
	37	95 50 02 27	1	Copiglia	Cotter pin	Goupille	Splint
	39	19 67 51 35	1	Tirante	Connecting rod	Tige intermediaire	Zwischenstange
	40	92 69 00 73	1	Dado	Nut	Ecrou	Mutter
	41	18 25 75 51	1	Blocchetto	Block	Bloc	Block
	42	90 27 10 08	1	Anello Seeger	Ring	Jonc d'arrêt	Seegerring
	43	95 77 02 65	1	Spina	Pin	Goupille	Stift
	44	95 12 91 10	1	Rondella antivibrante	Washer	Rondelle	Scheibe
	45	95 50 02 22	1	Copiglia	Cotter pin	Goupille	Splint
	46	98 05 42 14	2	Vite fissaggio serbatoio	Screw	Vis	Schraube
	47	95 10 01 41	4	Rosetta	Washer	Rondelle	Scheibe
	48	17 66 13 52	1	Membrana a soffietto	Membran	Membrane	Membran
	49	92 63 01 05	2	Dado	Nut	Ecrou	Mutter
	50	19 65 49 00	2	Decalcom. per pinza posteriore (Ferit I/D 334)	Decal for rear caliper (Ferit I/D 334)	Décalcom. pour étrier AR (Ferit I/D 334)	Abziehbild für hint. Fests. (Ferit I/D 334)
	51	12 73 51 00	1	Cappuccio	Cap	Capuchon	Kappe
	52	19 65 27 00	1	Decalcom. per pinza sx anteriore (Ferit I/D 346)	Decal for L.H. front caliper (Ferit I/D 346)	Décalcom. pour étrier G AV (Ferit I/D 346)	Abziehbild für vord. L. Festsattel (Ferit I/D 346)
	53	65 66 35 00	1	Serbatoio per fluido freni	Tank	Réservoir	Behälter
	54	17 66 11 52	1	Tappo per serbatoio	Tank tap	Bouchon du réservoir	Behälterstopfen

** Specificare le quantità in metri (1 m - 2 m - ecc.) - Indicate quantity required in meters (1 m - 2 m - etc.)
Indiquer les quantités en mètres (1 m - 2 m - etc.) - Lieferbar in Meter (1 m - 2 m - etc. bestellen)

D5

STRUMENTAZIONE - COMANDI INSTRUMENT PANEL - CONTROLS	TABLEAU DE BORD - COMMANDES INSTRUMENTENBRETT - ANTRIEB		Tavola - Drawing Table - Bild	20

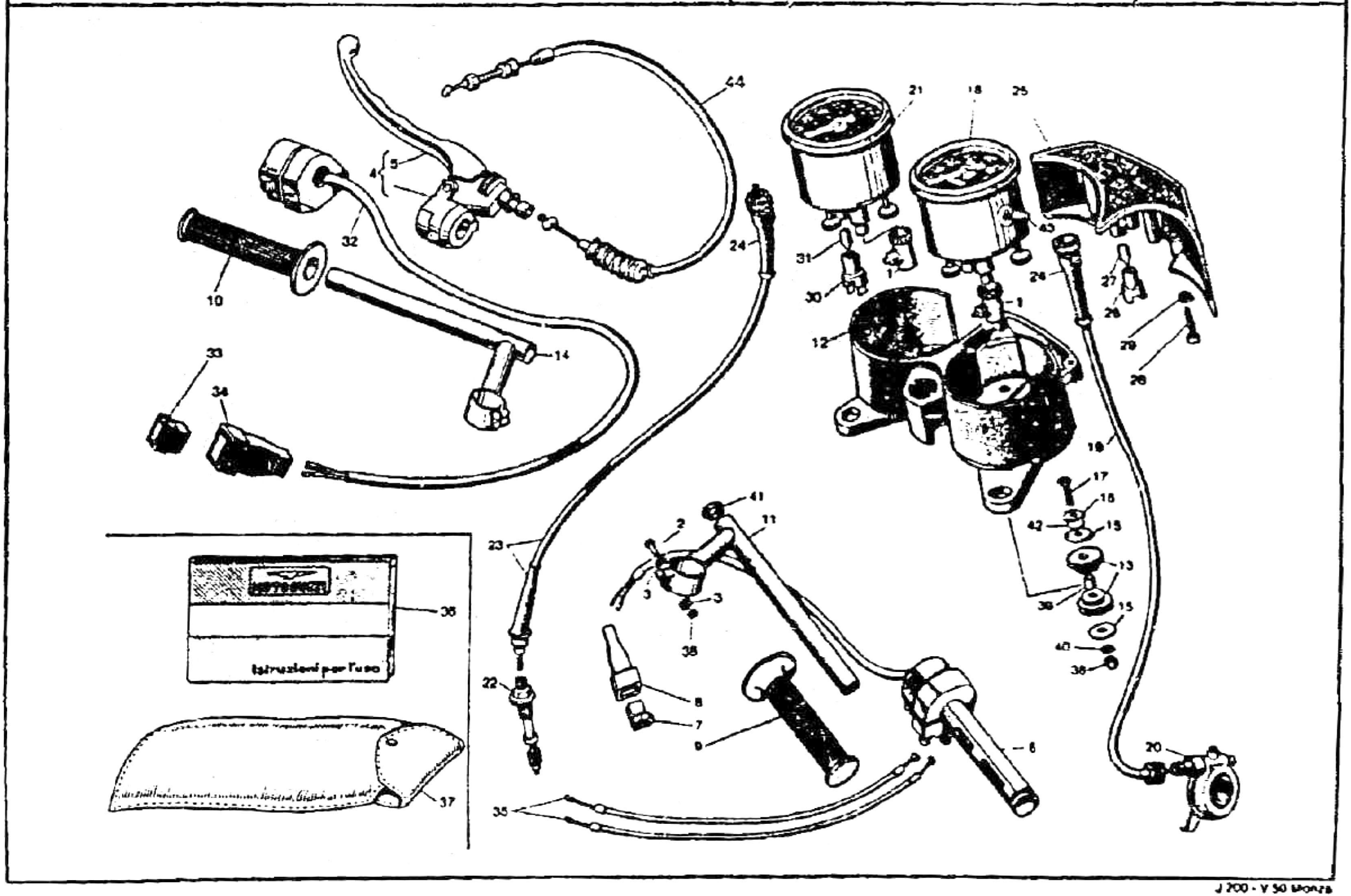

D6

STRUMENTAZIONE - COMANDI INSTRUMENT PANEL - CONTROL	TABLEAU DE BORD - COMMANDES INSTRUMENTENBRETT - ANTRIEB	Tavola - Drawing Table - Bild	20

NOTE NOTES NOTES MARKE	POS N.	N. COD. CODE No. No. CODE CODE Nr	Q.tà Qty Qte Menge	DENOMINAZIONE	DESCRIPTION	DESIGNATION	BEZEICHNUNG
	1	17 76 83 60	2	Rinvio ad angolo	Angular, member	Renvoi d'angle	Winkelstück
	2	98 82 03 35	4	Vite fissaggio semi-manubrio	Screw	Vis	Schraube
	3	95 00 42 06	8	Rondella	Washer	Rondelle	Scheibe
	4	19 60 55 01	1	Leva comando frizione completa	Clutch lever, complete	Levier d'embrayage compl.	Kupplungshebel, kpl
	5	14 60 57 50	1	Leva nuda	Lever	Levier	Hebel
	6	19 60 34 35	1	Impugnatura comando gas	Throttle control	Commande de gaz	Gasregelung
	7	17 75 61 60	1	Connettore a 4 vie	Connector	Connecteur	Verbinder
	8	17 75 60 60	1	Cappuccio	Cap	Capuchon	Kappe
	9	65 60 35 00	1	Manopola destra	R.H. hand grip	Poignée D	Handgriff, R.
	10	65 60 30 00	1	Manopola sinistra	L.H. hand grip	Poignée G	Handgriff, L.
	11	19 60 06 35	1	Semi-manubrio destro	R.H. half handle-bar	Demi-guidon D	Halblenker, R.
	12	19 50 15 00	1	Cruscotto portastrumenti	Instrument panel	Tableau de bord	Instrumentbrett
	13	14 50 22 50	4	Elemento elastico	Rubber ring	Anneau en caoutchouc	Gummiring
	14	19 60 07 35	1	Semi-manubrio sinistro	L.H. half handle-bar	Demi-guidon G	Halblenker, L.
	15	95 09 01 42	4	Rondella	Washer	Rondelle	Scheibe
	16	18 57 78 50	2	Rondella esterna	Outer washer	Rondelle extérieure	Aussenscheibe
	17	96 27 06 41	2	Vite	Screw	Vis	Schraube
	18	61 76 15 20	1	Tachimetro contakm.	Speedometer - Km. ind.	Tachym. - compt. km.	Tachometer - Km. Zähler
	19	61 76 04 40	1	Trasmissione contakm.	Km. indicator cable	Câble compt. km.	Km. Zählerkabel
	20	61 76 25 30	1	Rinvio completo	Transmission compl.	Transmission complete	Vorgelege, kpl.
	21	19 76 72 00	1	Contagiri	Rev. counter	Compte-tours	Drehzahlmesser
	22	14 76 92 00	1	Bussola e pignone (Z = 14)	Bush and pinion (Z = 14)	Douille et pignon (Z = 14)	Buchse und Tachontrel (Z = 14)
	23	19 76 81 35	1	Trasmissione contagiri	Rev. counter cable	Câble compte-tours	Drehzahlmesserkabel
	24	17 76 22 00	2	Gommino copritrasmissione	Rubber	Caoutchouc	Gummistück
	25	19 76 68 50	1	Supporto con gemme	Support with name	Support avec emblème	Halter mit Schild
	26	14 76 86 51	7	Portalampada	Lamp socket	Douille d'ampoule	Glühlampenfassung
	27	60 46 01 40	7	Lampadine spie (12V - 1,2W)	Pilot light (12V - 1.2W)	Témoin (12V - 1.2W)	Anzeigelicht (12V - 1.2W)
	28	98 83 02 25	2	Vite	Screw	Vis	Schraube
	29	95 02 11 06	2	Rondella	Washer	Rondelle	Scheibe
	30	17 76 06 50	2	Portalampada	Lamp socket	Douille d'ampoule	Glühlampenfassung
	31	17 76 21 50	2	Lampada (12V - 3W)	Bulb (12V - 3W)	Ampoule (12V - 3W)	Lampe (12V - 3W)
	32	39 73 80 50	1	Dispositivo com. avvisatore ac. ind.	Horn control	Dispositif comm. avert. ac.	Hupenvorrichtung
	33	61 74 05 51	1	Connettore 12 vie	Connector	Connecteur	Verbinder
	34	35 75 57 80	1	Cappuccio	Cap	Capuchon	Kappe
	35	19 11 75 75	2	Trasmissione comando gas	Gas cable	Câble du gaz	Gaskabel
	36	19 90 00 75	1	Libretto istruzioni (I)	Rider's handbook (I)	Manuel d'entretien (I)	Betriebsanleitung (I)
	36	19 90 00 76	1	Libretto istruzioni (GB)	Rider's handbook (GB)	Manuel d'entretien (GB)	Betriebsanleitung (GB)
	36	19 90 00 77	1	Libretto istruzioni (F)	Rider's handbook (F)	Manuel d'entretien (F)	Betriebsanleitung (F)
	36	19 90 00 78	1	Libretto istruzioni (D)	Rider's handbook (D)	Manuel d'entretien (D)	Betriebsanleitung (D)

D7

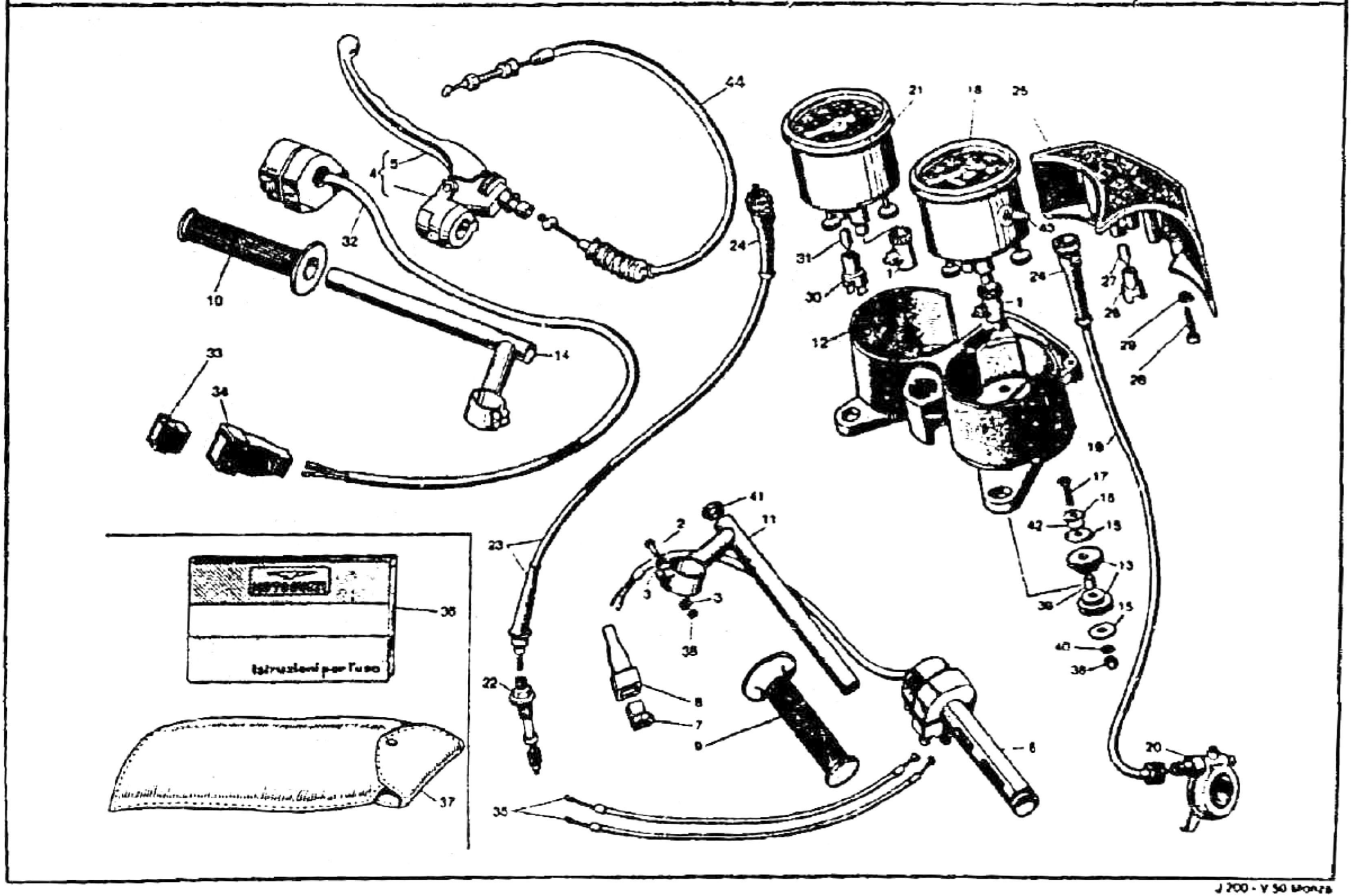
44
21
18
25
5
4
32
24
31
1
30
43
24
27
26
1
12
29
28
10
14
33
34
19
17
16
42
15
41
11
2
23
13
3
3
36
15
38
40
36
Istruzioni per l'uso
36
22
8
7
9
6
20
37
35

STRUMENTAZIONE - COMANDI
INSTRUMENT PANEL - CONTROLS

TABLEAU DE BORD - COMMANDES
INSTRUMENTENBRETT - ANTRIEB

Tavola - Drawing
Table - Bild
20

NOTE NOTES NOTES MARKE	POS. N.	N. COD. CODE No. No. CODE CODE Nr.	Q.tà Q.ty Q.té Menge	DENOMINAZIONE	DESCRIPTION	DESIGNATION	BEZEICHNUNG
	37	19 92 99 00	1	Dotazione completa	Tool box, compl.	Trousse à outils, compl.	Werkzeugkasten kpl.
	38	92 63 01 06	6	Dado nylon	Nylon nut	Ecrou nylon	Nylonmutter
	39	91 18 07 21	2	Distanziale	Spacer	Entretoise	Distanzstück
	40	95 00 02 06	2	Rosetta piana	Washer	Rondelle	Scheibe
	41	61 60 52 30	2	Tappo chiusura fori manubrio	Plug	Bouchon	Stopfen
	42	45 21 24 00	2	Anello in gomma	Rubber ring	Anneau en caoutchouc	Federring
	43	19 76 28 10	1	Perno azzeramento	Pin	Pivot	Stift
	44	19 09 30 52	1	Trasmissione comando frizione	Clutch cable	Câble d'embrayage	Kupplungskabel

D9

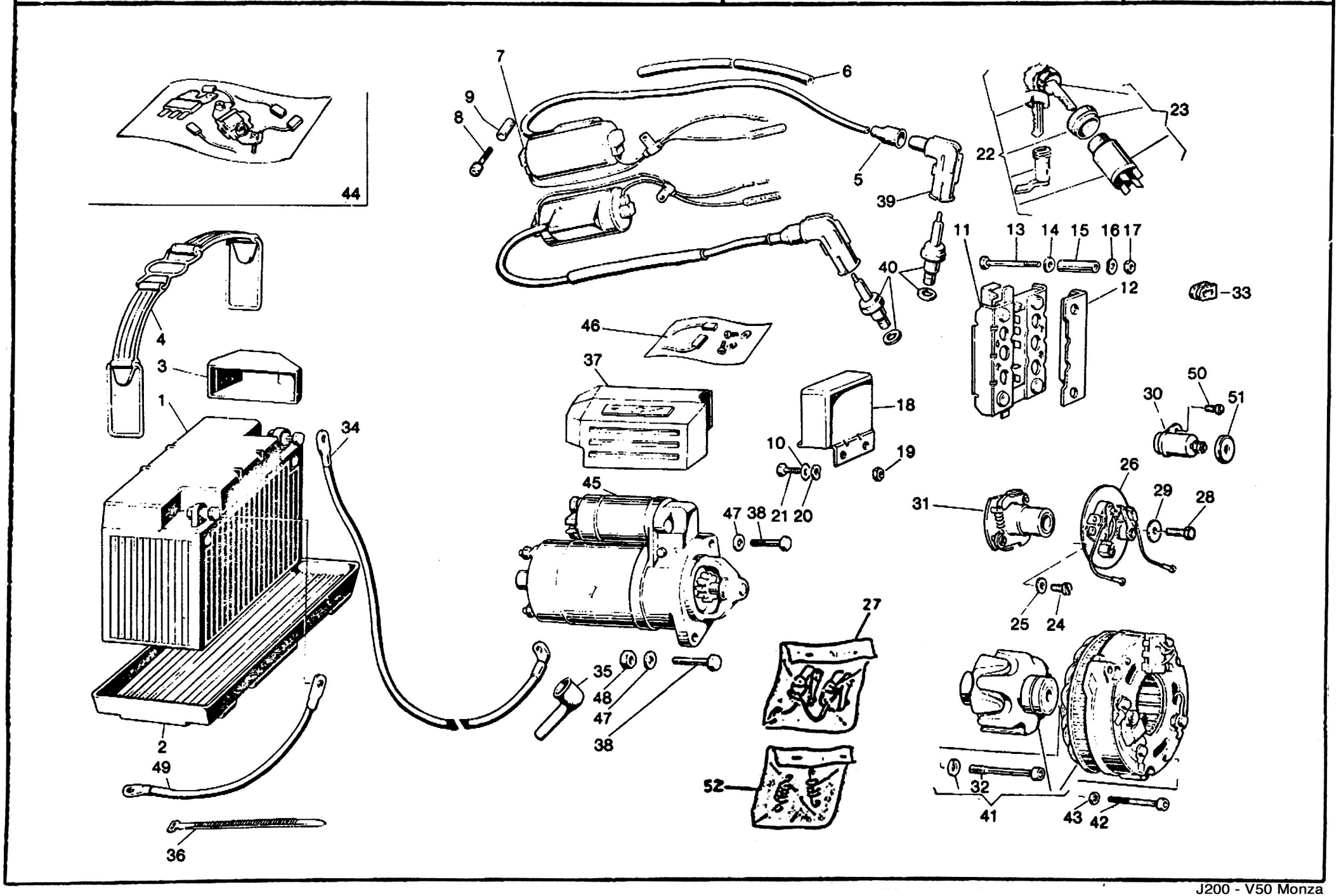
44
7
6
9
8
5
39
23
22
11
13
14
15
16
17
40
12
33
46
4
3
37
1
34
18
10
19
50
30
51
45
26
31
29
28
47
38
21
20
25
24
27
35
48
47
38
2
49
52
32
41
43
42
36

D10

ACCENSIONE IGNITION		ALLUMAGE ZÜNDUNG					Tavola - Drawing Table - Bild 21
NOTE NOTES NOTES MARKE	POS. N.	N. COD. CODE No. No. CODE CODE Nr.	Q.tà Q.ty Q.té Mge	DENOMINAZIONE	DESCRIPTION	DESIGNATION	BEZEICHNUNG
	1	14 70 45 05	1	Accumulatore 12V - 32 Ah (a richiesta)	Battery 12 V - 32 Ah (optional)	Batterie 12 V - 32 Ah (sur demande)	Batterie 12 V - 32 Ah (auf Wunsch)
	1	14 70 45 50	1	Accumulatore 12 V - 20 Ah	Battery 12 V - 20 Ah	Batterie 12 V - 20 Ah	Batterie 12 V - 20 Ah
	1	19 70 45 00	1	Accumulatore SAEM 12 V - 20 Ah	Battery SAEM 12 V - 20 Ah	Batterie SAEM 12 V - 20 Ah	Batterie SAEM 12 V - 20 Ah
	2	14 70 70 00	1	Vaschetta	Battery holder	Plateau de batterie	Batterieplatte
	3	14 70 53 50	1	Cuneo ancor. accumulatore	Wedge	Coin	Keil
	4	19 70 48 00	1	Staffa fissaggio accumulatore	Flexible clamp	Collier élastique	Elast. Klemme
	5	14 71 76 00	2	Cappuccio protezione	Portective cap	Chapeau de protection	Schutzhülse
	6	19 71 86 00	2	Guaina per filo candele	Sheath	Gaine	Schutzhülle
	7	19 71 65 00	2	Bobina d'accensione	Ignition coil	Bobine d'allumage	Zündspule
	8	98 62 02 40	4	Vite	Screw	Vis	Schraube
	9	91 18 07 21	4	Distanziale	Spacer	Entretoise	Distanzstück
	10	95 00 02 06	2	Rosetta piana	Washer	Rondelle	Scheibe
	11	17 70 43 00	1	Raddrizzatore Bosch	Rectifier Bosch	Redresseur Bosch	Gleichrichter Bosch
	12	61 70 42 00	1	Coperchio isolante	Cover	Couvercle	Deckel
	13	98 05 22 45	4	Vite	Screw	Vis	Schraube
	14	95 10 01 41	4	Rondella piana	Washer	Rondelle	Scheibe
	15	91 18 06 27	4	Tubetto distanziale	Spacer pipe	Tuyau entretoise	Distanzstückrohr
	16	95 12 91 00	4	Rondella ondulata	Washer	Rondelle	Unterlegscheibe
	17	92 60 22 05	4	Dado	Nut	Ecrou	Mutter
	18	29 70 38 00	1	Regolatore Bosch	Regulator Bosch	Régulateur Bosch	Spannungsregler Bosch
	19	92 60 22 06	2	Dado	Nut	Ecrou	Mutter
	20	61 01 38 00	2	Rondella ondulata	Washer	Rondelle	Unterlegscheibe
	21	98 05 43 12	2	Vite	Screw	Vis	Schraube
	22	14 73 88 55	1	Commutatore d'accensione e serratura tappo carbur.	Ignition switch and fuel tap lock	Contacteur d'all. et serrure bouchon carb.	Zündschalter und Stopfenschluss
	23	19 73 53 00	1	Commutatore d'accensione	Ignition switch	Contacteur d'allumage	Zündschalter
	24	98 32 50 12	2	Vite fissaggio piastra ruttore	Screw	Vis	Schraube
	25	95 00 02 05	2	Rondella per vite	Washer	Rondelle	Unterlegscheibe
	26	19 70 85 20	1	Piastra porta ruttore	Plate	Plaque	Platte
	27	19 70 96 20	1	Ruttore completo	Contact breaker, complete	Rupteru, complet	Unterbrecher, kpl.
	28	98 05 43 14	1	Vite fissaggio anticipo automatico	Screw	Vis	Schraube
	29	95 10 01 26	1	Rosetta per vite	Washer	Rondelle	Unterlegscheibe
	30	19 70 86 20	2	Condensatore	Condenser	Condensateur	Kondenser
	31	19 70 84 20	1	Anticipo automatico completo	Automatic advance, compl.	Avance automatique, compl.	Zündverstellung, kpl.
	32	14 71 24 59	1	Vite fissaggio generatore	Screw	Vis	Schraube
	33	19 00 77 00	1	Gommino passacavi	Rubber	Caoutchouc	Gummistück
	34	19 74 80 00	1	Cavo della batteria al motorino	Cable	Câble	Kabel
	35	19 70 71 00	2	Cappuccio	Cap	Capuchon	Kappe
	36	14 60 96 50	20	Fascetta tenuta cavi	Clamp	Collier	Schelle

D11

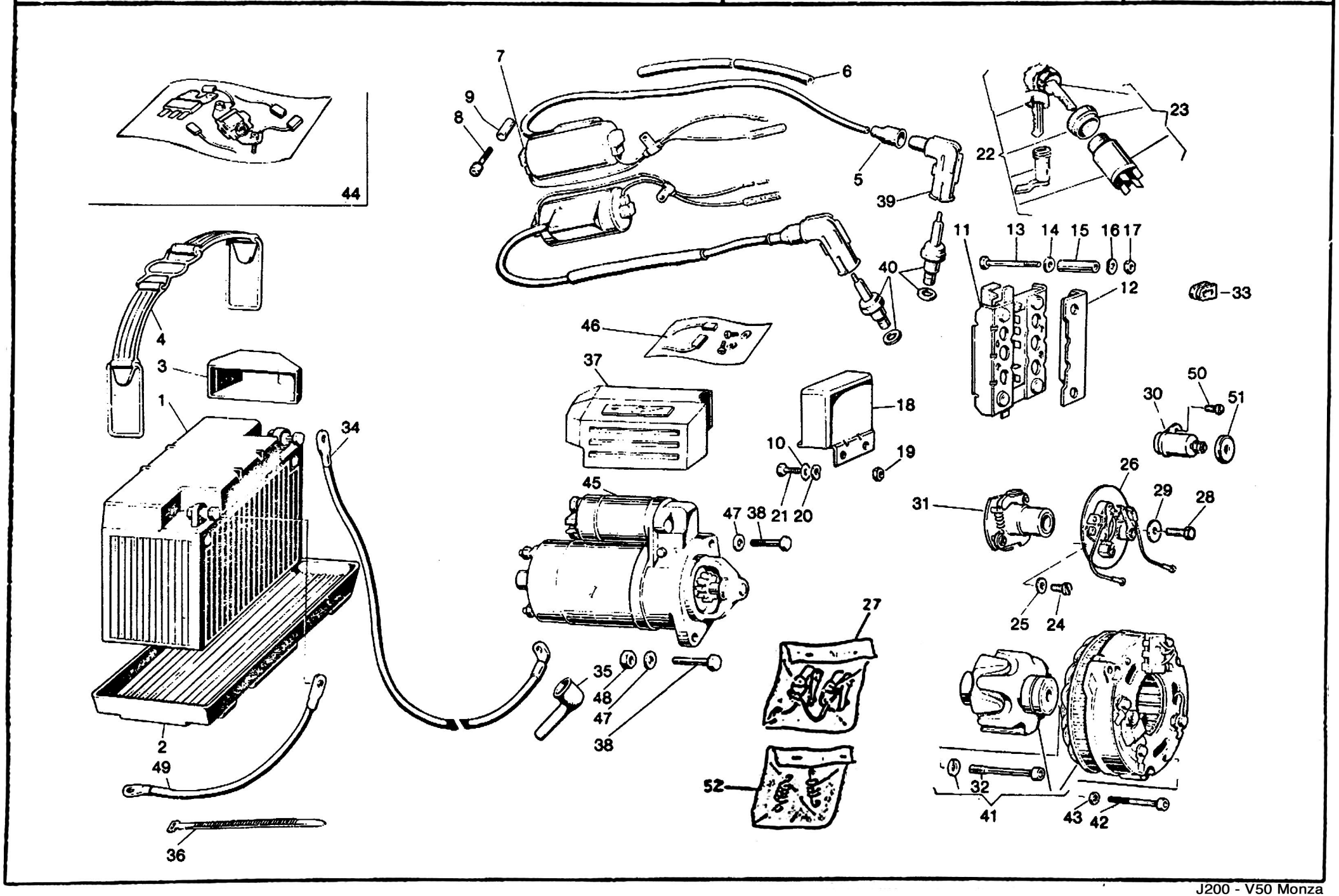
44
7
6
9
8
5
39
23
22
11
13
14
15
16
17
40
12
33
4
3
1
46
37
18
50
30
51
34
10
19
26
45
31
29
28
47
38
21
20
25
24
27
35
48
47
38
2
49
52
32
41
43
42
36

ACCENSIONE
IGNITION

ALLUMAGE
ZÜNDUNG

Tavola - Drawing
Table - Bild **21**

NOTE NOTES NOTES MARKE	POS. N.	N. COD CODE No No CODE CODE Nr	Q.ta Qty Q.te Mge	DENOMINAZIONE	DESCRIPTION	DESIGNATION	BEZEICHNUNG
	37	19 73 33 50	1	Protezione (motorino Bosch)	Guard (Bosch motor)	Protection (moteur Bosch)	Schutz (Motor Bosch)
	38	98 05 24 35	2	Vite	Screw	Vis	Schraube
	39	14 71 74 00	2	Attacco per cavo candela	Spark plug cap	Embout de bougie	Zündkerzenstecker
	40	19 71 70 00	2	Candela (Champion N6Y)	Spark plug (Champion N6Y)	Bougie (Champion N6Y)	Zündkerze (Champion N6Y)
	40	19 71 70 01	2	Candela (Marelli CW 9 PL)	Spark plug (Marelli CW 9 PL)	Bougie (Marelli CW 9 PL)	Zündkerze (Marelli CW 9 PL)
	40	19 71 70 02	2	Candela (Bosch W 260 T30)	Spark plug (Bosch W 260 T30)	Bougie (Bosch W 260 T30)	Zündkerze (Bosch W 260 T30)
	40	19 71 70 03	2	Candela (Lodge 2HLNY)	Spark plug (Lodge 2HLNY)	Bougie (Lodge 2HLNY)	Zündkerze (Lodge 2HLNY)
	41	17 71 24 00	1	Generatore 14V - 20/21 A	Generator 14V - 20/21 A	Générateur 14V - 20/21 A	Stromgenerator 14V - 20/21 A
	42	98 62 02 45	3	Vite	Screw	Vis	Schraube
	43	95 02 11 05	3	Rosetta elastica	Spring washer	Rondelle élastique	Federscheibe
	44	17 71 99 00	1	Serie revisione generatore	Generator kit	Kit de générateur	Stromgener. Rep.-Satz
*	45	14 73 07 06	1	Motorino avviamento (Bosch)	Starter (Bosch)	Démarreur (Bosch)	Anlassmotor (Bosch)
	46	14 73 05 70	1	Gruppo revisione motorino (Bosch)	Starter kit (Bosch)	Kit de démarreur (Bosch)	Anlassmotor - Rep.-Satz (Bosch)
	46	19 73 05 80	1	Gruppo revisione motorino (Lucas)	Starter kit (Lucas)	Kit de démarreur (Lucas)	Anlassmotor - Rep.-Satz (Lucas)
	47	95 00 42 08	2	Rosetta	Washer	Rondelle	Scheibe
	48	92 60 22 08	1	Dado	Nut	Ecrou	Mutter
	49	19 74 84 00	1	Cavo da batteria a massa	Cable	Câble	Kabel
	50	98 20 04 08	2	Vite per condensatore	Screw	Vis	Schraube
	51	19 70 87 20	2	Cappuccio condensatore	Cap	Capuchon	Kappe
	52	19 71 98 20	1	Coppia molle per anticipo autom.	Spring pair	Couple de ressorts	Federpaar

* In alternativa viene montato il motorino LUCAS, che non viene fornito a ricambio
LUCAS starter is also installed though it is not available as spare part
Le démarreur LUCAS est aussi assemblé, mais il n'est pas disponible comme pièce détachée
Der Anlassmotor LUCAS wird auch montiert, trotzdem nicht als Ersatzteil geliefert

D13

ILLUMINAZIONE - ACUSTICO LIGHTING - HORN	SIGNAL LUMINEUX - AVERTISSEUR ACOUSTIQUE BELEUCHTUNG - HUPE		Tavola - Drawing Table - Bild	22

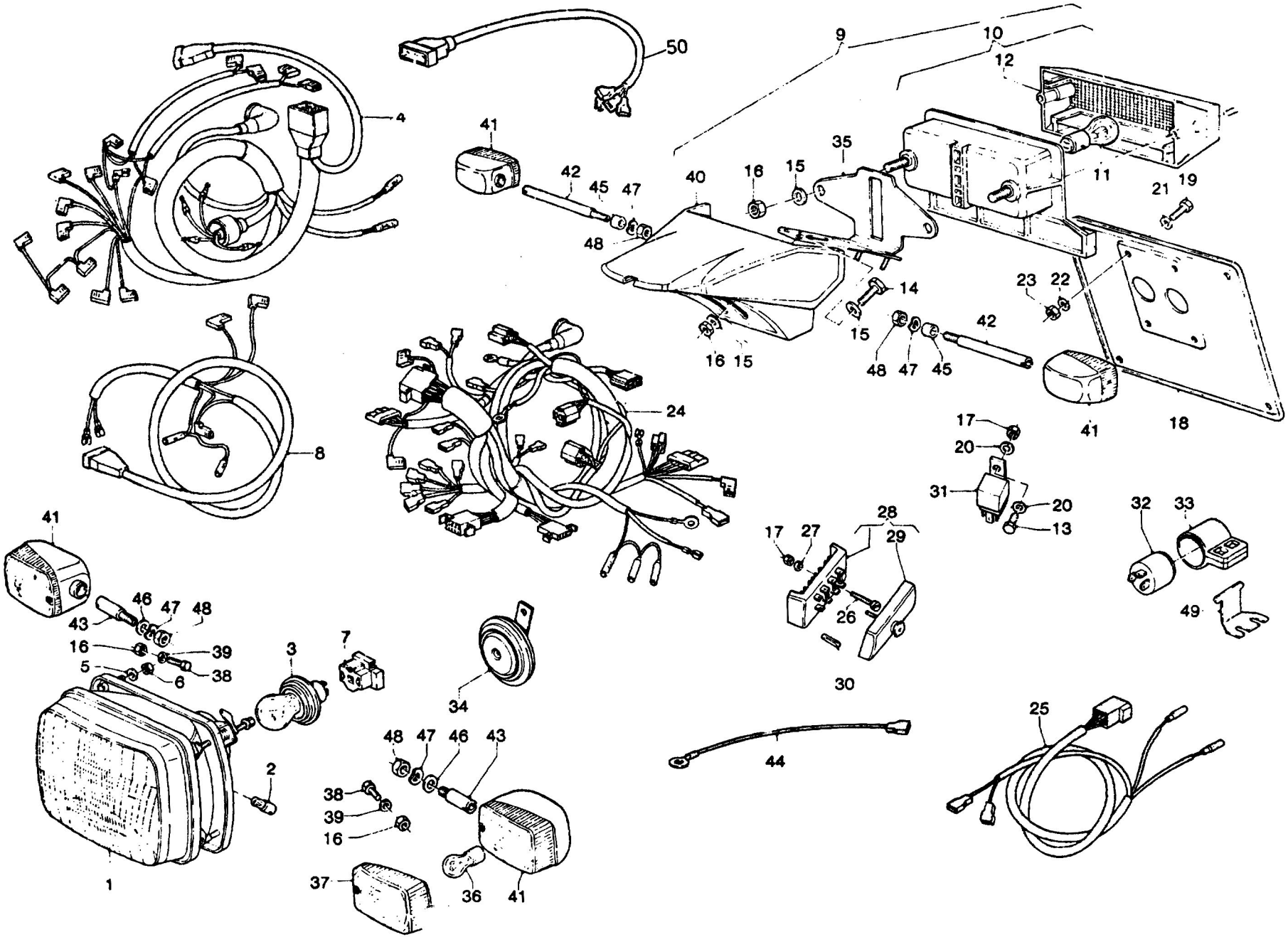

D14

ILLUMINAZIONE - ACUSTICO LIGHTING - HORN	SIGNAL LUMINEUX - AVERTISSEUR BELEUCHTUNG - HUPE	Tavola - Drawing Table - Bild	22

NOTE NOTES NOTES MARKE	POS N.	N. COD. CODE No. No CODE CODE Nr	Q.tà Qty Qte Mge	DENOMINAZIONE	DESCRIPTION	DESIGNATION	BEZEICHNUNG
	1	14 74 05 55	1	Proiettore completo	Headlight, assy	Projecteur compl.	Scheinwerfer, kpl.
	2	93 45 01 19	1	Lampada luce posizione	Lamp (parking)	Lampe (parking)	Glühlampe (Parking)
	3	93 45 02 31	1	Lampada a sfera	Bulb	Ampoule	Glühlampe
	4	19 74 72 35	1	Gruppo cavi da cruscotto a faro	Cable assy	Ensemble de câbles	Kabelsatz
	5	95 00 02 05	3	Rondella fissaggio proiettore	Washer	Rondelle	Scheibe
	6	92 63 01 05	3	Dado fissaggio proiettore	Nut	Ecrou	Mutter
	7	14 75 62 55	1	Blocchetto a 3 vie	Connection	Branchement	Steckdose
	8	19 74 74 35	1	Gruppo cavi da cablaggio a proiett.	Cable assy	Ensemble de câbles	Kabelsatz
	9	19 74 09 00	1	Fanalino posteriore completo	Tail light, complete	Feu AR, complet	Heckleuchte, kpl.
	10	65 74 09 00	1	Fanalino posteriore	Tail light	Feu AR	Heckleuchte
	11	93 45 02 24	2	Lampada sferica 12V - 21/5W	Bulb 12V - 21/5W	Ampoule 12V - 21/5W	Glühlampe 12V - 21/5W
	12	65 74 17 00	1	Coppetta per fanalino posteriore	Tail light glass	Glace pour feu AR	Rückstrahler
	13	98 05 42 12	2	Vite fissaggio teleruttore	Screw	Vis	Schraube
	14	98 05 43 14	2	Vite superiore fissaggio fanalino post.	Screw	Vis	Schraube
	15	95 10 01 21	4	Rosetta per viti	Washer	Rondelle	Scheibe
	16	92 60 22 06	4	Dado fissaggio fanalino	Nut	Ecrou	Mutter
	17	92 60 22 05	4	Dado	Nut	Ecrou	Mutter
	18	39 47 46 00	1	Piastra porta targa	Plate	Plaque	Platte
	19	98 20 04 08	4	Vite	Screw	Vis	Schraube
	20	95 10 00 59	4	Rosetta piana	Washer	Rondelle	Scheibe
	21	95 00 02 04	4	Rosetta piana	Washer	Rondelle	Scheibe
	22	95 12 90 80	4	Rosetta convessa	Washer	Rondelle	Scheibe
	23	92 60 20 04	4	Dado	Nut	Ecrou	Mutter
	24	19 74 71 80	1	Gruppo principale cavi	Cable, assy	Ensemble de câbles	Kabelsatz
	25	19 74 73 35	1	Gruppo cavi per fanalino posteriore	Cable, assy	Ensemble de câbles	Kabelsatz
	26	98 20 25 25	2	Vite	Screw	Vis	Schraube
	27	95 02 11 05	2	Rosetta	Washer	Rondelle	Scheibe
	28	19 74 30 20	1	Morsettiera portafusibili	Fuse box	Boîte à fusibles	Sicherungsdose
	29	19 74 31 00	1	Coperchio morsettiera	Cover	Couvercle	Deckel
	30	17 74 25 50	4	Fusibile (16A) 12V	Fuse (16A) 12V	Fusible (16A) 12V	Sicherung (16A) 12V
	31	19 73 25 00	2	Teleruttore	Relay	Relais	Relais
	32	17 75 05 20	1	Intermittenza lampeggiatore	Intermittence	Centrale clignotants	Blinkgeber
	33	17 75 12 00	1	Sostegno antivibrante	Rubber holder	Support	Gummihalter
	34	61 74 37 00	1	Tromba elettrica	Horn	Avertiseur	Hupe
	35	19 74 12 00	1	Supporto fanalino	Holder	Support	Halter
	36	93 45 01 29	4	Lampade per indicatore di direzione	Bulb	Ampoule	Glühlampe
	37	14 75 37 55	4	Coppa per indicatori di direzione	Indicator glass	Glace pour clignotant	Lichtscheibe
	38	98 32 60 14	2	Vite fissaggio carenatura	Screw	Vis	Schraube
	39	51 01 38 00	2	Rosetta per vite	Washer	Rondelle	Scheibe
	40	19 74 10 00	1	Carenatura per fanalino	Cowling for tail light	Carénage pour feu AR	Ausrundung f. Heckleuchte

D15

ILLUMINAZIONE - ACUSTICO LIGHTING - HORN	SIGNAL LUMINEUX - AVERTISSEUR ACOUSTIQUE BELEUCHTUNG - HUPE		Tavola - Drawing Table - Bild	22

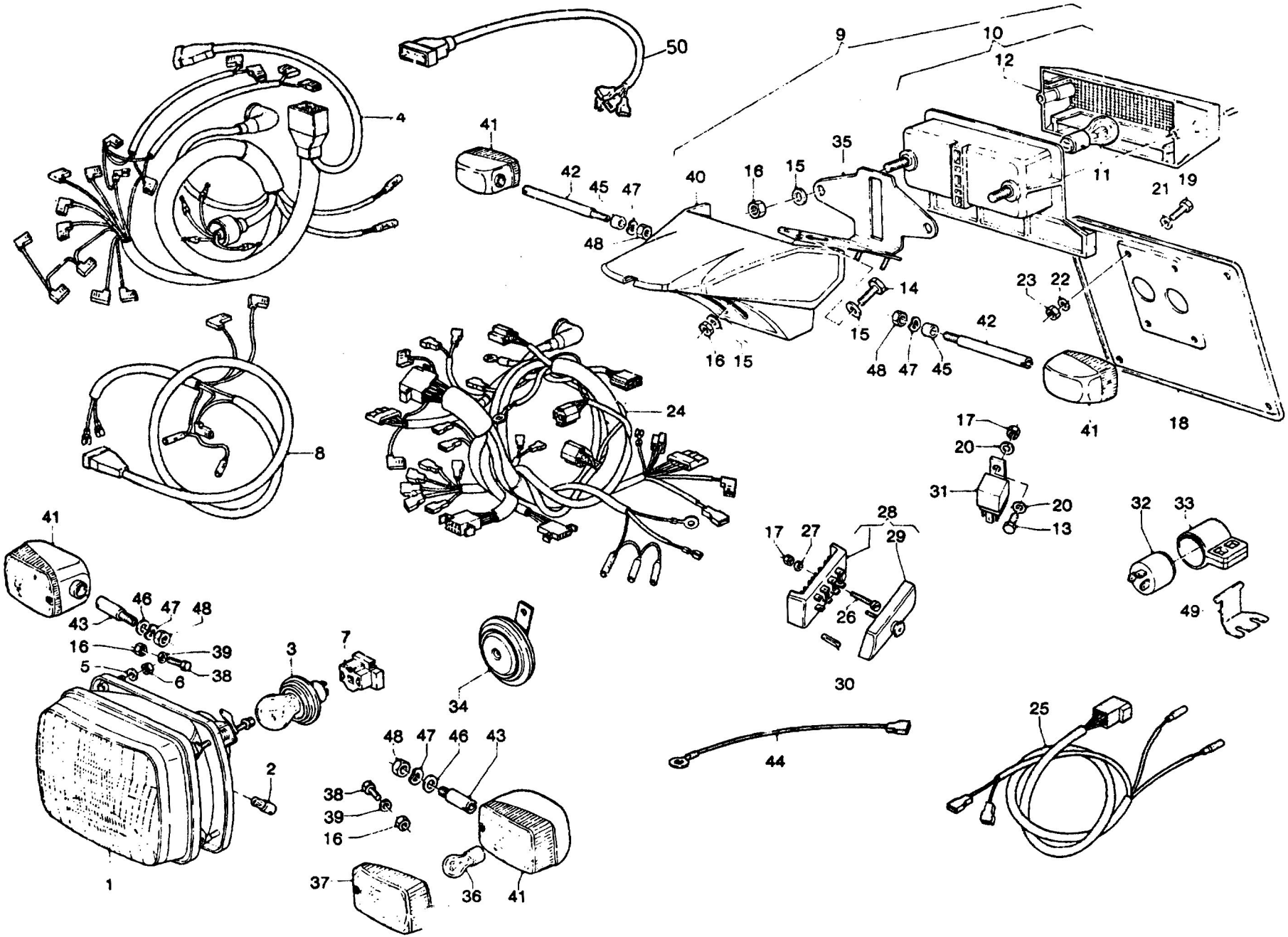

D16

ILLUMINAZIONE - ACUSTICO LIGHTING - HORN	SIGNAL LUMINEUX - AVERTISSEUR BELEUCHTUNG - HUPE	Tavola - Drawing Table - Bild	22

NOTE NOTES NOTES MARKE	POS N.	N. COD. CODE No. No. CODE CODE Nr	Q.tà Qty Qte Mge	DENOMINAZIONE	DESCRIPTION	DESIGNATION	BEZEICHNUNG
	41	14 75 06 56	4	Indicatore di direz. ant. e post. nudo	Rear and front indicator	Clignotant AV et AR	Vord. u. hint. Blinker
	42	39 75 17 30	2	Supporto per indicatore di dir. post.	Holder	Support	Halter
	43	39 75 14 90	2	Supporto per indicatore di dir. ant.	Holder	Support	Halter.
	44	14 74 81 00	1	Cavo massa fanalino posteriore	Tail light earth cable	Câble de masse feu AR	Rücklicht Erdekabel
	45	14 75 34 50	2	Distanziale per tampeggiatori post.	Spacer	Entretoise	Distanzstück
	46	95 00 42 10	4	Rondella	Washer	Rondelle	Scheibe
	47	14 01 84 00	4	Rondella ondulata	Washer	Rondelle	Scheibe
	48	92 60 25 10	4	Dado	Nut	Ecrou	Mutter
	49	19 75 04 35	1	Piastrina supp. intermittenza	Plate	Plaque	Platte
	50	19 74 71 05	1	Cavo prolunga faro cruscotto	Extension cable	Prolonge	Verlängerung

CARENATURA - PARABREZZA WINDSCREEN AND COWLING	CARENAGE ET PARE-BRISE WINDSCHUTZSCHEIBE AUSRUNDUNG		Tavola - Drawing Table - Bild	23

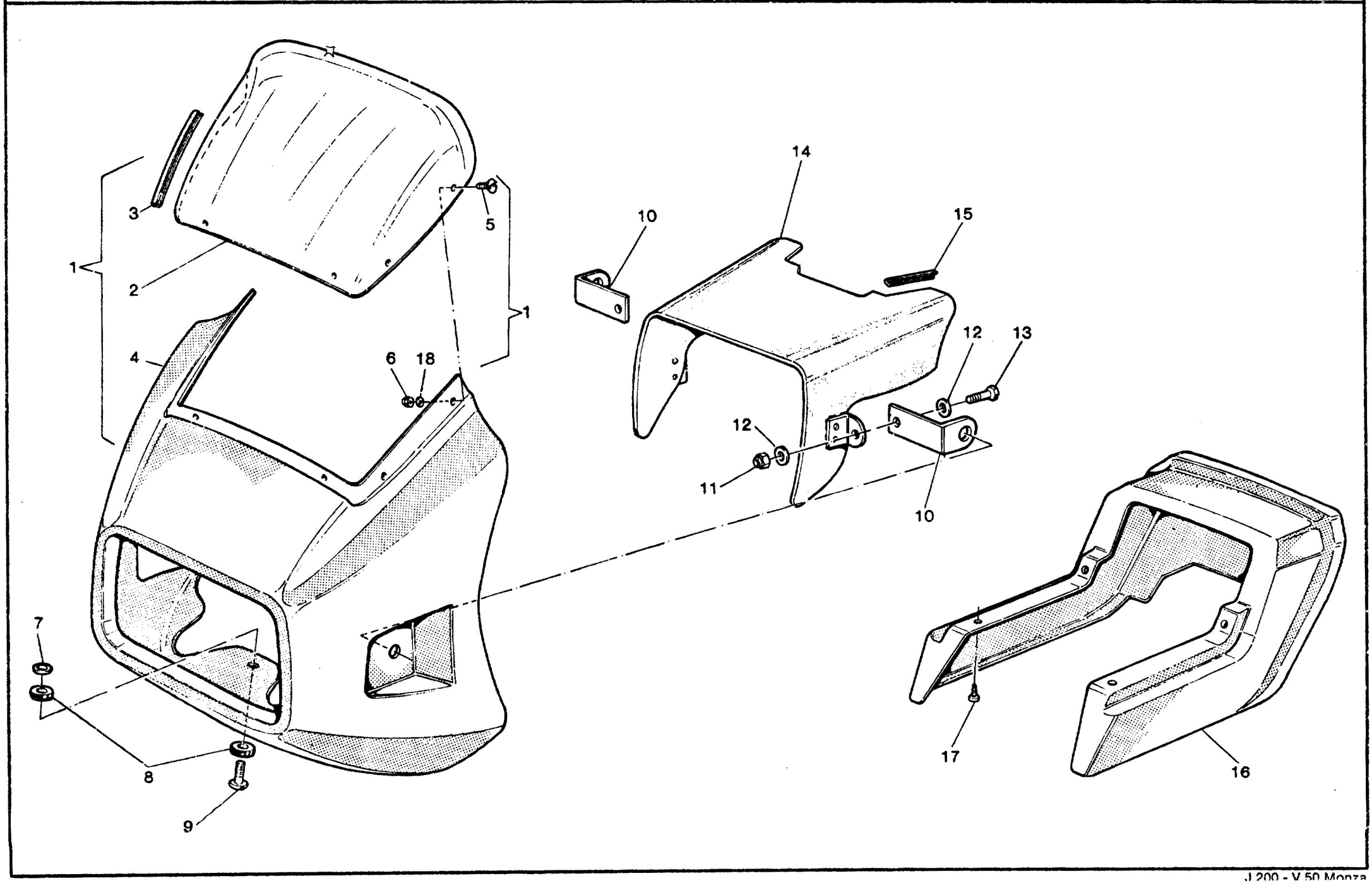

E2

CARENATURA E PARABREZZA WINDSCREEN AND COWLING	CARENAGE ET PARE-BRISE WINDSCHUTZSCHEIBE AUSRUNDU	Tavola - Drawing Table - Bild **23**

NOTE NOTES NOTES MARKE	POS N.	N. COD. CODE No. No CODE CODE Nr	Q.tà Qty Qte Mng	DENOMINAZIONE	DESCRIPTION	DESIGNATION	BEZEICHNUNG
	1	19 57 53 75	1	Carenatura e parabrezza (rosso)	Cowling and windscreen (red)	Carenage et pare-brise (rouge)	Ausrundung u. Windschutz. (rot)
	1	19 57 53 76	1	Carenatura e parabrezza (grigio metallizzato)	Cowling and windscreen (metallized grey)	Carenage et pare-brise (gris métallisé)	Ausrundung u. Windschutz. (Metallisiertgrau)
	1	19 57 53 77	1	Carenatura e parabrezza (azzurro metallizzato)	Cowling and windscreen (metallized light blue)	Carenage et pare-brise (bleu clair métallisé)	Ausrundung u. Windschutz. (Metallisierthellblau)
	2	19 57 72 35	1	Parabrezza	Windscreen	Pare-brise	Windschutzscheibe
**	3	823 93 10 60	—	Moluro in gomma	Rubber strip	Moulure en caoutchouc	Federzierleiste
	4	19 57 54 75	1	Carenatura nuda (rosso)	Cowling (red)	Carenage (rouge)	Ausrundung (rot)
	4	19 57 54 76	1	Carenatura nuda (grigio metallizzato)	Cowling (metallized grey)	Carenage (gris métallisé)	Ausrundung (Metallisiertgrau)
	4	19 57 54 77	1	Carenatura nuda (azzurro metallizzato)	Cowling (metallized light blue)	Carenage (bleu clair métallisé)	Ausrundung (Metallisierthellblau)
	5	98 28 04 13	6	Vite	Screw	Vis	Schraube
	6	92 78 10 40	6	Dado cieco	Nut	Ecrou	Mutter
	7	95 00 02 08	1	Rosetta piana	Washer	Rondelle	Scheibe
	8	93 11 00 82	2	Gommino	Rubber	Caoutchouc	Gummistück
	9	98 32 60 22	1	Vite	Screw	Vis	Schraube
	10	19 57 86 35	2	Squadretta	Bracket	Etrier	Stütze
	11	92 63 01 06	2	Dado autobloccante	Self-locking nut	Ecrou à autoblocage	Hutmutter
	12	95 00 02 06	4	Rosetta piana	Washer	Rondelle	Scheibe
	13	98 05 43 18	2	Vite	Screw	Vis	Schraube
	14	19 76 62 35	1	Mascherina tra cruscotto e caren.	Protective cover	Couvercle de protection	Schutzdeckel
**	15	823 93 11 50	—	Profilato per mascherina	Moulding for cover	Moulure pour couvercle	Deckelleiste
	16	19 47 26 75	1	Codino posteriore (rosso)	Rear cowling (red)	Carenage AR (rouge)	Hint. Ausrundung (rot)
	16	19 47 26 76	1	Codino posteriore (grigio metallizzato)	Rear cowling (metallized grey)	Carenage AR (gris métallisé)	Hint. Ausrundung (Metallisiertgrau)
	16	19 47 26 77	1	Codino posteriore (azzurro metallizzato)	Rear cowling (metallized light blue)	Carenage AR (bleu clair métallisé)	Hint. Ausrundung (Metallisierthellblau)
	17	99 20 04 10	4	Vite fissaggio codino	Screw	Vis	Schraube
	18	95 00 72 04	6	Rosetta piana	Washer	Rondelle	Scheibe

** Specificare le quantità in metri (1 m - 2 m - ecc.) - Indicate quantity required in meters (1 m - 2 m - etc.)
Indiquer les quantités en mètres (1 m - 2 m - etc.) - Lieferbar in Meter (1 m - 2 m - etc. bestellen)

E3

VARIANTI GERMANIA/INGHILTE MODIFICATIONS GERMANY/ENG	VARIANTES ALLEMAGNE/ANGLETE UMÄNDERUNGEN DEUTSCHLAND/I		Tavola - Drawing Table - Bild **24**

NOTE NOTES NOTES MARKE	POS N.	N. COD. CODE No. No. CODE CODE Nr	Q.tà Q.ty Q.te Menge	DENOMINAZIONE	DESCRIPTION	DESIGNATION	BEZEICHNUNG
VARIANTI GERMANIA - MODIFICATIONS GERMANY - VARIANTES ALLEMAGNE - UMÄNDERUNGEN DEUTSCHLAND							
—		19769835	1	Specchio retrovisore	Driving mirror	Rétroviseur	Rückblickspiegel
—		62618800	1	Protezione in gomma per dado perno ruota anteriore	Rubber guard	Protection en caoutchouc	Gummistütze
—		19751335	1	Supporto anteriore indicat. di direz.	Front holder	Support AV	Vord. Halter
VARIANTI INGHILTERRA - MODIFICATIONS ENGLAND - VARIANTES ANGLETERRE - UMÄNDERUNGEN ENGLAND							
—		14740530	1	Proiettore completo asimmetrico per guida a sinistra	Headlight for left-hand side	Projecteur complet pour conduite à gauche	Scheinwerfer, kpl. für Linkslenkung
—		19761600	1	Contamiglia	Mileage indicator	Compte-milles	Meilenzähler

MODIFICATIONS FOR USA VERSION

Reader's Coordinates	Table	Position	Code Number	Quantity	Description
C1 - C2	13	-	12 78 16 21	2	reflector front
		-	19 78 19 75	2	bracket
		12	98 82 24 20	2	screw
C9 - C12	16	32	14 49 61 85	1	fork sleeve R/H
		33	14 49 62 85	1	fork sleeve L/H
C15-C16	18	-	12 78 15 21	2	reflector rear
		-	19 78 18 75	2	bracket
		15	98 62 24 25	2	screw
D5 - D8	20	18	19 76 24 21	1	speedo miles
D13-D16	22	1	14 74 05 85	1	headlight front
		-	19 74 06 75	1	fair./head light gasket
		8	14 74 74 85	1	h/light cables
		37	14 75 37 86	4	turn indicators cap
		41	14 75 06 86	4	turn indicators
		43	19 75 13 35	2	t.indicat.brackets

INDICE ANALITICO - ANALYTICAL INDEX - INDEX ANALYTIQUE - GRUPPENVERZEICHNIS

COORDINATE COORDINATE COORDONNEE KOORDINATE	DENOMINAZIONE	DESCRIPTION	DESIGNATION	BEZEICHNUNG
A1 - A2	Basamento e coperchi	Crankcase - Covers	Carter moteur - Couvercles	Kurbelgehauseunt. - Deckel
A3 - A4	Testa e cilindro	Head and cylinder	Culasse et cylindre	Kopf und Zylinder
A5 - A6	Imbiellaggio - Frizione	Connecting system - Clutch	Equipage mobile - Embrayage	Pleuel - Kupplung
A7 - A8	Distribuzione	Timing system	Distribution	Steuerung
A9 - A12	Alimentazione - Scarico	Feeding - Exhaust	Alimentation - Echappement	Zuführung - Auspuff
A13 - A16	Carburatore - Componenti	Carburetor - Parts	Carburateur - Composants	Vergaser - Teile
B1 - B2	Lubrificazione	Lubrication	Graissage	Schmierung
B3 - B4	Frizione	Clutch	Embrayage	Kupplung
B5 - B6	Scatola cambio	Transmission case	Carter de boite à vitesses	Getriebegehäuse
B7 - B10	Cambio	Transmission	Boite à vitesses	Schaltgetriebe
B11 - B12	Forcellone e trasmissione posteriore	Fork and rear transmission	Fourche et transmission AR	Gabel und hint. Kraftubertragung
B13 - B16	Trasmissione posteriore	Rear transmission	Transmission AR	Hint. Kraftübertragung
C1 - C2	Telaio	Frame	Châssis	Rahmen
C3 - C4	Culla telaio - Pedane - Cavalletto	Frame - Foot rest - Stand	Châssis - Repose-pieds - Benuille	Rahmen - Fussraste - Ständer
C5 - C8	Carrozzeria	Body	Carrosserie	Karosserie
C9 - C12	Sospensioni anteriore e posteriore	Front and rear suspensions	Suspensions AV et AR	Vord. Hinterradaufhangung
C13 - C14	Ruota anteriore e posteriore	Front and rear wheel	Roue AV et AR	Vorderrad - Hinterrad
C15 - C16	Comando freno anteriore destro	R.H. front brake control	Commande de frein AV D	Vorderbremssteuerung. R.
D1 - D4	Freno anteriore sinistro e post.	Rear-front L.H. brake	Frein AV G et AR	Hint. L. - Vord. Bremse
D5 - D8	Strumentazione - Comandi	Instrument panel - Controls	Tableau de bord - Commandes	Instrumentenbrett - Antrieb
D9 - D12	Accensione	Ignition	Allumage	Zündung
D13 - D14	Illuminazione - Acustico	Lighting - Horn	Signal lumineux - Avertisseur acoust.	Beleuchtung - Hupe
D15	Varianti Germania/Inghilterra	Modifications Germany/England	Variantes Allemagne/Angleterre	Umänderungen Deutschland/England
D16 - E2	Varianti per versione USA	Modifications for USA version	Variantes pour version USA	Umänderungen für USA Ausführung
L1	Circolare tecnica	Service information	Circulaire technique	Rundschreiben
L2	Circolare tecnica	Service information	Circulaire technique	Rundschreiben

INDICE NUMERICO - NUMERICAL INDEX - INDEX NUMERIQUE - NUMERISCHER INDEX

da 10 05 41 00	a 19 11 50 81
da 19 11 55 80	a 19 76 87 20
da 19 78 18 75	a 92 67 03 05
da 92 69 00 73	a 897 393 373

ESSETI - Bergamo - Italy - 2139 - V 50 III

A1

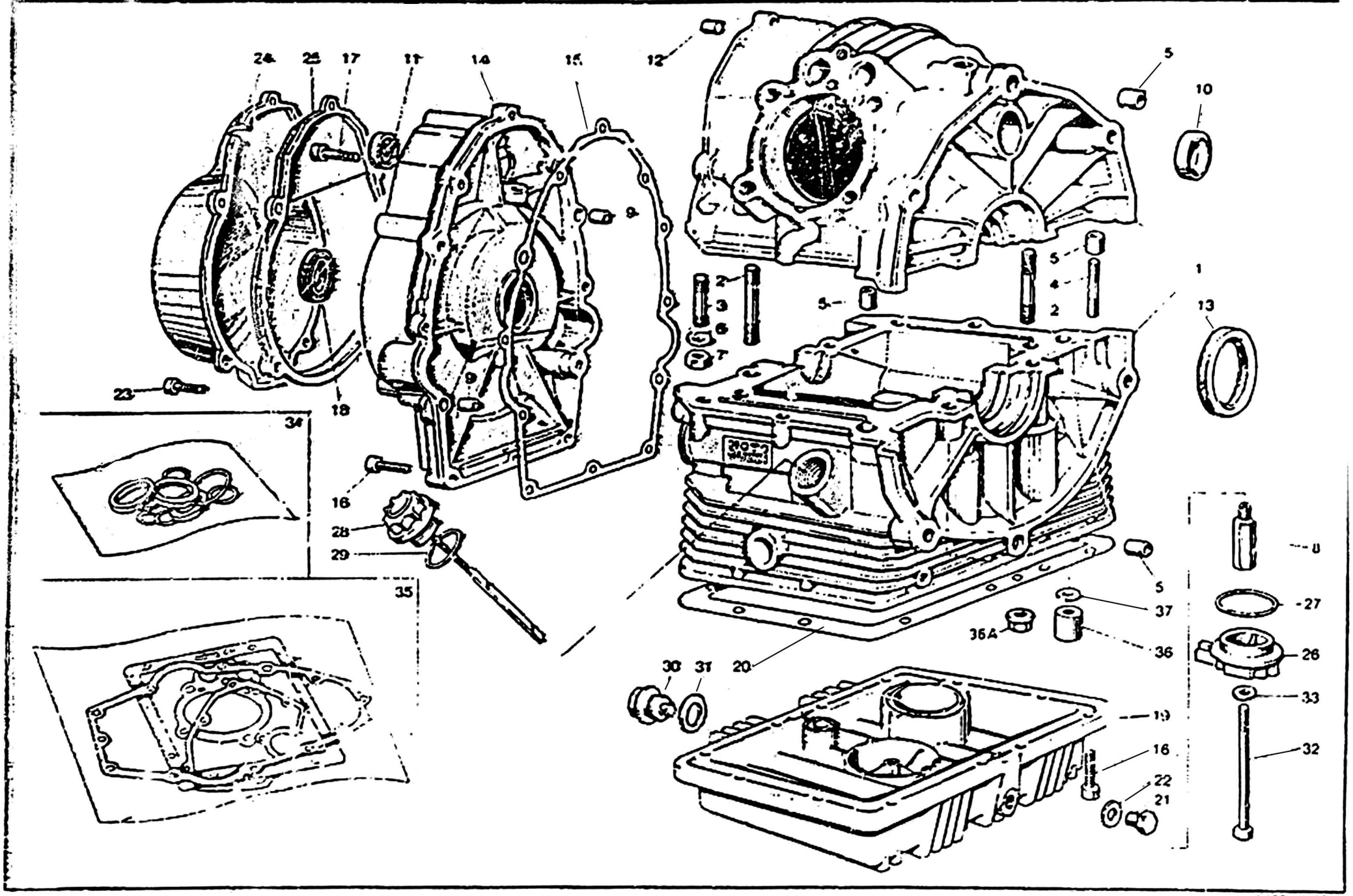
24
25
17
11
14
15
12
5
10
9
2
3
6
7
5
5
4
2
1
13
23
18
34
16
28
29
35
5
37
36A
36
30
31
20
8
27
26
33
19
16
22
21
32

A2

BASAMENTO E COPERCHI CRANKCASE - COVERS	CARTER MOTEUR - COUVERCLES KURBELGEHÄUSEUNT. - DECKEL	Tavola - Drawing Table - Bild 1

NOTE NOTES NOTES MARKE	POS N	N. COD. CODE No. No CODE CODE Nr.	Q.tà Q.ty Q.té M.ge	DENOMINAZIONE	DESCRIPTION	DESIGNATION	BEZEICHNUNG
	1	19 00 01 20	1	Basamenti accoppiati	Coupled crankcase	Carters couples	Kurbelgehäuse
	2	96 45 15 60	4	Prigioniero lungo chius. basamento	Long stud bolt	Goujon long	Langestiftschraube
	3	96 45 14 30	4	Prigioniero corto	Short stud bolt	Goujon court	Kurzstiftschraube
	4	96 50 80 55	2	Prigioniero medio	Middle stud bolt	Goujon moyen	Mittelstiftschraube
	5	19 01 50 20	4	Boccola di riferimento	Bush	Douille	Buchse
	6	61 27 03 00	6	Rosetta elastica ondulata	Tooth washer	Rondelle dentée	Zahnscheibe
	7	92 60 22 08	6	Dado per prigionieri	Nut	Ecrou	Mutter
	8	19 00 38 00	1	Raccordo sul basamento	Union	Raccord	Verbindung
	9	19 00 20 20	1	Boccola di riferimento	Bush	Douille	Buchse
	10	19 01 63 20	1	Tappo chiusura foro	Plug	Bouchon	Stopfen
	11	90 40 15 30	1	Anello di tenuta	Seal ring	Bague d'etanchéite	Dichtring
	12	19 01 60 00	1	Tappo su semibasamento superiore	Plug	Bouchon	Stopfen
	13	90 40 53 67	1	Anello di tenuta	Seal ring	Bague d'étanchéite	Dichtring
	14	19 00 14 20	1	Coperchio distribuzione	Cover	Couvercle	Deckel
	15	19 00 12 00	1	Guarnizione per coperchio	Gasket	Joint	Dichtung
	16	98 62 03 25	22	Vite per coperchio e coppa	Screw	Vis	Schraube
	17	98 62 03 30	2	Vite lunga fissaggio coperchio	Screw	Vis	Schraube
	18	90 40 28 40	1	Anello di tenuta	Seal ring	Bague d'étanchéité	Dichtring
	19	19 00 35 02	1	Coppa olio	Oil sump	Carter inférieur	Ölwanne
	20	19 00 36 02	1	Guarnizione	Gasket	Joint	Dichtung
	21	95 98 02 12	1	Tappo scarico olio	Oil drain plug	Bouchon d'échapp. huile	Auslassölstopfen
	22	10 52 89 00	1	Guarnizione alluminio	Gasket	Joint	Dichtung
	23	98 62 03 35	5	Vite fissaggio coperchio	Screw	Vis	Schraube
	24	19 00 16 20	1	Coperchio generatore	Cover	Couvercle	Deckel
	25	19 00 11 20	1	Flangia coperchio alternatore	Flange	Flasque	Flansch
	26	19 00 34 00	1	Coperchio	Cover	Couvercle	Deckel
	27	90 70 64 60	1	Anello di tenuta	Seal ring	Bague d'étanchéite	Dichtring
	28	19 00 49 20	1	Tappo carico olio	Oil filler plug	Bouchon de rempliss. huile	Oleinfüllstutzen
	29	90 70 62 82	1	Anello di tenuta	Seal ring	Bague d'étanchéite	Dichtring
	30	12 00 37 02	1	Tappo scarico olio	Oil drain plug	Bouchon d'échapp. huile	Auslassölstopfen
	31	95 10 07 09	1	Guarnizione	Gasket	Joint	Dichtung
	32	98 05 24 90	1	Bullone fissaggio filtro	Bolt	Boulon	Bolzen
	33	12 15 42 00	1	Ranella	Washer	Rondelle	Scheibe
	34	19 99 95 01	1	Serie paraolio	Oil seal set	Jeu retour d'huile	Ölspritzringsatz
	35	19 99 90 80	1	Serie guarnizioni	Gasket set	Jeu de joints	Dichtungsatz
	36	13 02 19 00	4	Dado a colonnetta	Nut	Ecrou	Mutter
	36A	92 66 00 10	4	Dado	Nut	Ecrou	Mutter
	37	95 12 91 80	4	Ranella	Washer	Rondelle	Scheibe
	—	19 99 10 80	1	Motore completo senza cambio	Engine assy witho transmission	Moteur complet sans boite à vitesses	Motor kpl. ohne Schaltgetriebe
		[illegible]	[illegible]	Motore a cambio completo	Engine & transmission assy	Moteur et boite à vit. comp	Motor und Schaltung

A3

TESTA E CILINDRO HEAD AND CYLINDER	CULASSE ET CYLINDRE KOPF UND ZYLINDER	Tavola - Drawing Table - Bild	2

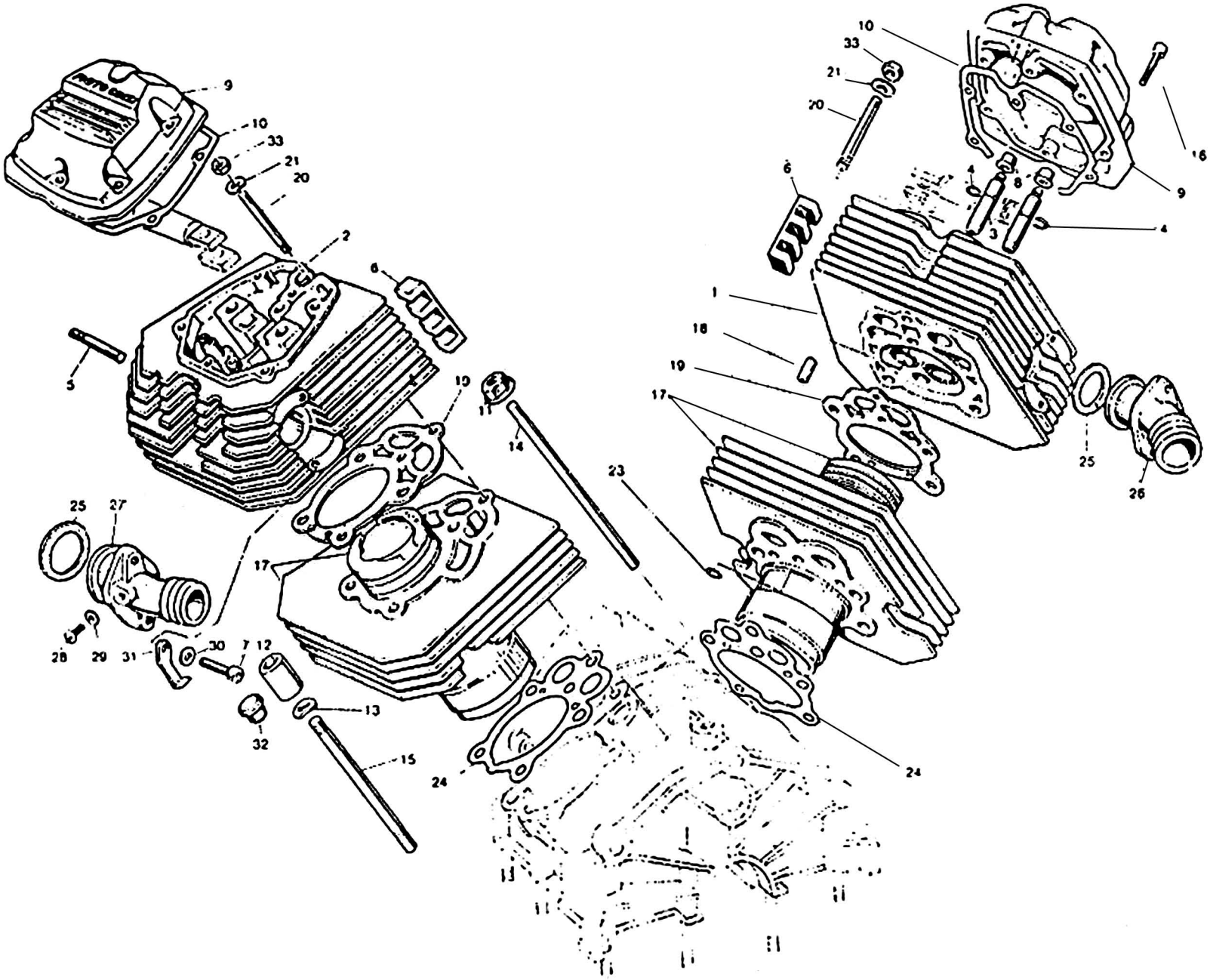

A4

TESTA E CILINDRO HEAD AND CYLINDER	CULASSE ET CYLINDRE KOPF UND ZYLINDER			Tavola - Drawing Table - Bild 2

NOTE NOTES NOTES MARKE	POS N	N COD CODE No No CODE CODE Nr	Q.ta Q.ty Q.te Menge	DENOMINAZIONE	DESCRIPTION	DESIGNATION	BEZEICHNUNG
	1	19 02 21 80	1	Testa destra completa	R.H. cylinder head	Culasse D compl	Zylinderkopf R
	2	19 02 22 80	1	Testa sinistra completa	L.H. cylinder head	Culasse G compl	Zylinderkopf L
	3	61 03 68 01	4	Guidavalvole	Valve guide	Guide de soupape	Ventilführung
	4	90 35 30 09	4	Anello elastico	Circlip	Jonc elastique	Sperring
	5	96 50 60 42	4	Prigioniero	Stud	Goujon	Stiftschraube
	6	19 02 53 00	4	Tassello antivibrante	Vibration damper piece	Anti-vibrant	Schwingungdämpfer
	7	98 82 23 25	4	Vite	Screw	Vis	Schraube
	8	61 03 78 01	4	Cappellotto tenuta olio	Cap	Capuchon	Kappe
	9	19 02 35 20	2	Coperchio testa	Head cover	Couvercle culasse	Zylinderkopfdeckel
	10	19 02 57 00	2	Guarnizione per coperchio	Gasket	Joint	Dichtung
	11	92 66 00 10	4	Dado prigioniero lungo	Nut	Ecrou	Mutter
	12	13 02 19 00	4	Dado a colonnetta	Nut	Ecrou	Mutter
	13	95 12 91 80	4	Ranella	Washer	Rondelle	Scheibe
	14	96 51 01 82	4	Tirante lungo	Long tie rod	Tirant long	Lange Tragstange
	15	96 51 01 25	4	Tirante corto	Short tie rod	Tirant court	Kurze Tragstange
	16	98 62 03 25	12	Vite fissaggio coperchio	Screw	Vis	Schraube
	17	19 06 01 80	2	Cilindro e pistone	Cylinder & piston	Cylindre et piston	Zylinder und Kolben
	18	19 02 13 21	2	Boccola di riferimento	Bush	Douille	Buchse
	19	19 02 20 81	2	Guarnizione	Gasket	Joint	Dichtung
	20	96 50 81 07	2	Tirante centrale	Central tie rod	Tirant central	Zentralträgstange
	21	61 27 03 00	2	Ranella	Washer	Rondelle	Scheibe
	23	61 02 72 00	2	Guarnizione OR	Gasket	Joint	Dichtung
	24	19 02 08 20	2	Guarnizione	Gasket	Joint	Dichtung
	25	19 11 55 80	2	Guarnizione per pipa	Gasket	Joint	Dichtung
	26	19 11 50 80	1	Pipa aspirazione destra	R.H. manifold	Pipe D	Ansaugkrümmer R
	27	19 11 50 81	1	Pipa aspirazione sinistra	L.H. manifold	Pipe G	Ansaugkrümmer L
	28	98 31 06 10	2	Vite chiusura foro	Screw	Vis	Schraube
	29	95 10 01 16	2	Ranella	Washer	Rondelle	Scheibe
	30	61 01 38 00	2	Ranella per vite	Washer	Rondelle	Scheibe
	31	19 71 80 00	2	Fascetta	Clamp	Collier	Schelle
	32	93 18 02 45	4	Tappo per dado	Plug	Bouchon	Stopfen
	33	92 60 22 08	2	Dado tirante centrale	Nut	Ecrou	Mutter

A5

IMBIELLAGGIO - FRIZIONE CONNECTING SYSTEM - CLUTCH	EQUIPAGE MOBILE - EMBRAYAGE PLEUEL - KUPPLUNG		Tavola - Drawing Table - Bild	3

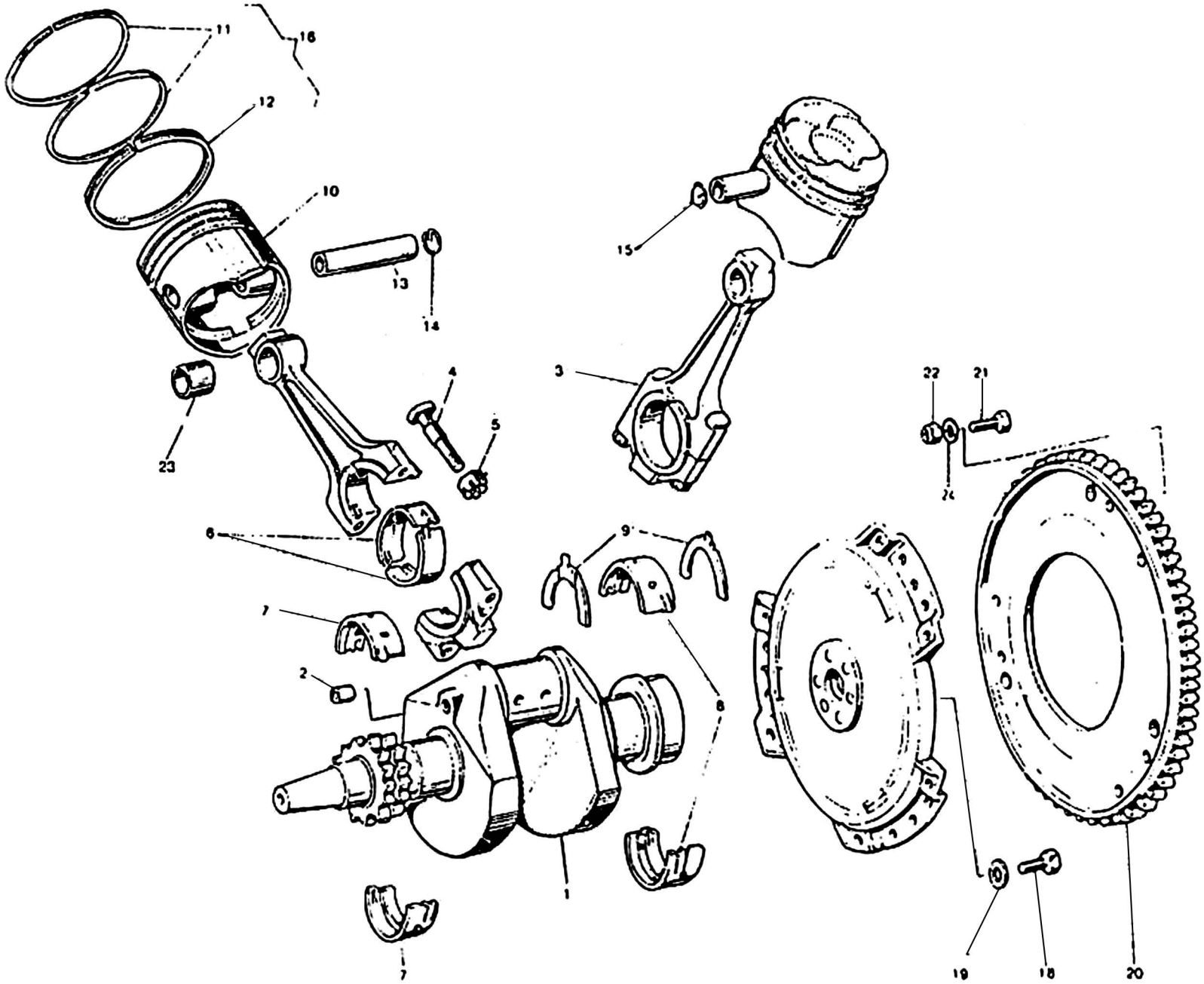

A6

IMBIELLAGGIO - FRIZIONE CONNECTING SYSTEM - CLUTCH	EQUIPAGE MOBILE - EMBRAYAGE PLEUEL - KUPPLUNG		Tavola - Drawing Table - Bild 3

NOTE NOTES NOTES MARKE	POS N.	N COD CODE No No CODE CODE Nr	Q.tà Qty Qte Mge	DENOMINAZIONE	DESCRIPTION	DESIGNATION	BEZEICHNUNG
	1	19 06 42 80	1	Albero motore	Crankshaft	Vilebrequin	Kurbelwelle
	2	19 06 54 00	1	Tappo	Plug	Bouchon	Stopfen
	3	19 06 15 20	2	Biella completa	Connecting rod, assy	Bielle complete	Pleuelstange kpl
	4	19 06 22 20	4	Vite fissaggio cappello	Screw	Vis	Schraube
	5	61 06 24 01	4	Dado	Nut	Ecrou	Mutter
	6	19 06 20 20	4	Semicuscinetto di biella	Big-end half bearing	Demi-couss. de tête bielle	Pleuellager schale
	7	19 06 56 20	2	Semicuscinetto di banco	Main half-bearing	Demi-couss. de vilebr.	Hauptlager
	8	19 06 65 20	2	Semicuscinetto di banco posteriore	Rear main half-bearing	Demi-couss. de vilebr. AR	Hauptlager
	9	19 06 64 20	2	Semirosetta di spallamento	Half-washer	Demi-rondelle	Halb-Scheibe
	10	19 06 04 81	2	Pistone nudo	Piston	Piston	Kolben
	11	19 06 07 50	4	Fascia elastica di tenuta	Piston ring	Segment d'etancheite	Kolbenring
	12	19 06 10 50	2	Fascia raschiaolio	Scraper ring	Segment racleur	Oelabstreifring
	13	19 06 12 80	2	Spinotto per pistone	Wrist pin	Axe du piston	Kolbenbolzen
	14	19 06 13 20	4	Anello di fermo	Retaining ring	Bague de serrage	Verschlussring
	15	19 06 02 81	2	Pistone completo	Piston assy	Piston complet	Kolben kpl
	16	19 06 06 50	2	Gruppo fasce elastiche	Piston ring set	Ensemble segment d'etan	Kolbenringsatz
	18	19 06 77 00	6	Vite	Screw	Vis	Schraube
	19	14 61 59 01	6	Rosetta	Washer	Rondelle	Scheibe
	20	19 06 79 00	1	Corona dentata	Crown gear	Couronne dentee	Anlasszahnkranz
	21	98 05 43 16	6	Vite per frizione A.P.	Screw	Vis	Schraube
	21	98 05 43 18	6	Vite per frizione Pitteri e Violini	Screw	Vis	Schraube
	22	92 63 01 06	6	Dado autobloccante per frizione Pitteri e Violini	Self-locking nut	Ecrou a autoblocage	Mutter
	23	19 06 18 20	2	Boccola biella	Connecting rod bush	Douille bielle	Pleuelbuchse
	24	14 21 79 01	6	Rondella per frizione A.P	Washer	Rondelle	Scheibe

A7

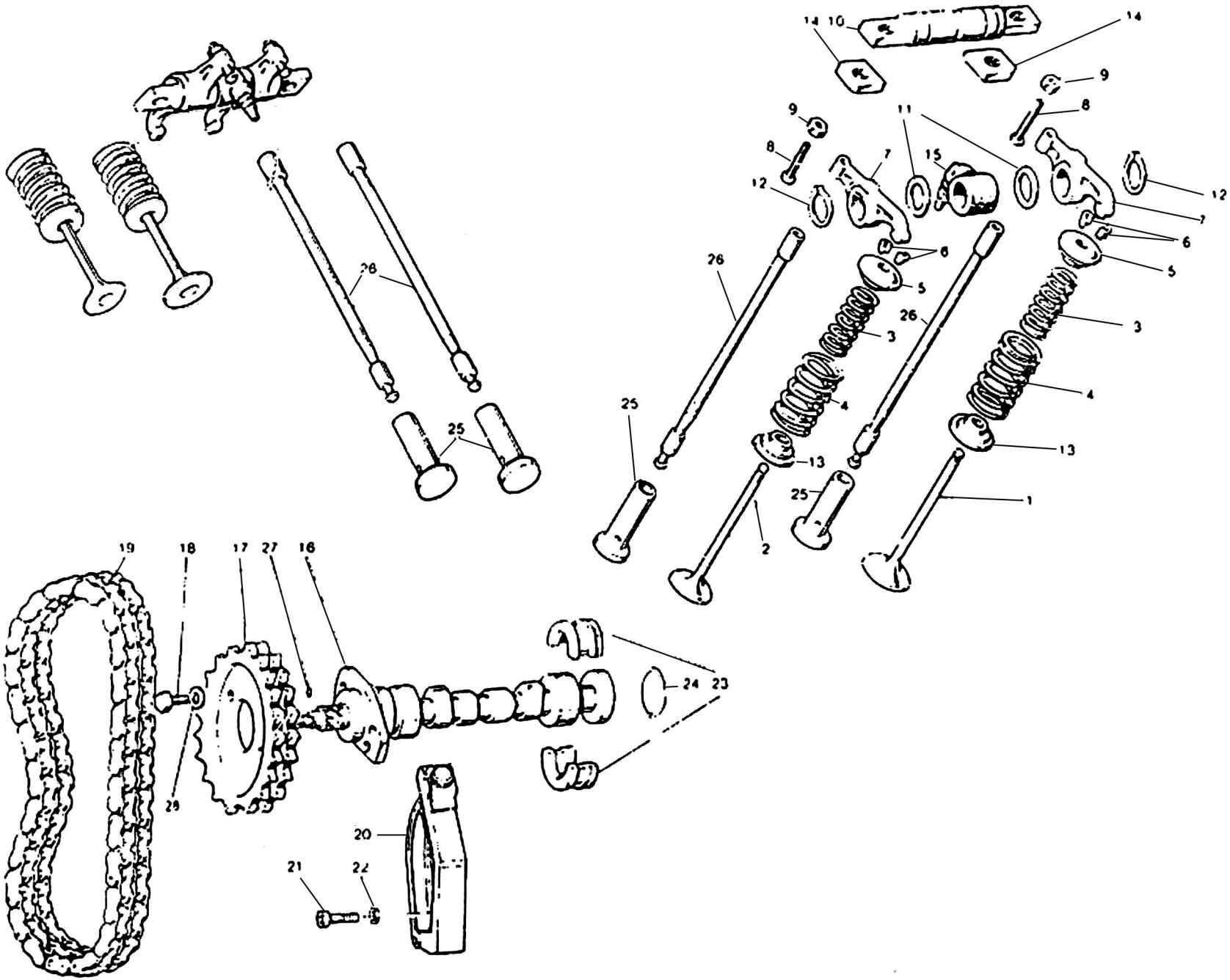
14
10
14
9
9
8
8
11
15
7
12
12
7
6
6
5
5
26
26
3
3
4
4
25
25
13
13
25
1
2
19
18
17
27
16
24
23
28
20
21
22

A8

DISTRIBUZIONE TIMING SYSTEM	DISTRIBUTION STEUERUNG					Tavola - Drawing Table - Bild 4
NOTE NOTES NOTES MARKE	POS N	N COD CODE No No CODE CODE Nr	Q.tà Qty Qte Menge	DENOMINAZIONE	DESCRIPTION	DESIGNATION	BEZEICHNUNG
	1	19 03 60 80	2	Valvola aspirazione	Intake valve	Soupape d'admission	Einlassventil
	2	19 03 60 10	2	Valvola scarico	Exhaust valve	Soupape d'échappement	Auslassventil
	3	61 03 76 00	4	Molla interna	Inner spring	Ressort interieur	Innenfeder
	4	61 03 75 00	4	Molla esterna	Outer spring	Ressort extérieur	Aussenfeder
	5	61 03 80 00	4	Piattello superiore	Upper plate	Plaque supérieure	Oberteller
	6	61 03 81 00	8	Semiconi	Cotter	Demi-cone	Kegelstück
	7	19 03 05 00	4	Bilanciere aspirazione scarico	Intake & exh. rocker arm	Culbuteur d'adm. échapp.	Einlass-Auslasskipphebel
	8	19 03 40 00	4	Vite	Screw	Vis	Schraube
	9	92 60 04 06	4	Dado	Nut	Ecrou	Mutter
	10	19 03 20 80	2	Perno bilancieri	Rocker arm pin	Goujon de culbuteur	Kipphebelstift
	11	19 03 23 80	4	Rosetta di rasamento	Washer	Rondelle	Scheibe
	12	90 27 10 18	4	Anello Seeger	Snap ring	Bague	Seegerring
	13	61 03 70 00	4	Piattello inferiore	Lower plate	Plaque inférieure	Unterteller
	14	19 03 29 80	4	Spessore	Spacer	Entretoise	Distanzstück
	15	19 02 75 00	2	Manicotto	Sleeve	Manchon	Manschette
	16	19 05 33 20	1	Albero a camme	Camshaft	Arbre à cames	Nockenwelle
	17	19 05 45 20	1	Ingranaggio distribuzione	Timing gear	Pignon de distribution	Nockenwellenrad
	18	61 05 49 00	2	Bullone	Bolt	Boulon	Bolzen
	19	19 05 80 20	1	Catena comando distribuzione	Timing chain	Chaine de distribution	Steuerkette
	20	19 05 82 20	1	Tendicatena distribuzione	Chain stretching drive	Tendeur de chaine	Kettenspanner
	21	98 82 23 16	1	Vite fissaggio guida	Screw	Vis	Schraube
	22	95 12 91 15	1	Rondella per vite	Washer	Rondelle	Scheibe
	23	19 05 57 00	2	Settore fermo	Sector	Secteur	Sektor
	24	90 35 30 29	1	Anello elastico	Spring ring	Bague élastique	Federring
	25	19 04 58 01	4	Punteria	Valve tappet	Poussoir de soupape	Ventilstössel
	26	19 04 50 20	4	Astina comando bilancieri	Rod	Tige	Stosselstange
	27	95 51 20 35	1	Rullo per albero a camme	Roller	Rouleau	Walze
	28	14 61 59 01	2	Rondella di sicurezza	Safety washer	Rondelle de sureté	Sicherungsblech

A9

FEEDING - EXHAUST. ZUFUHRUNG - AUSPUFF.

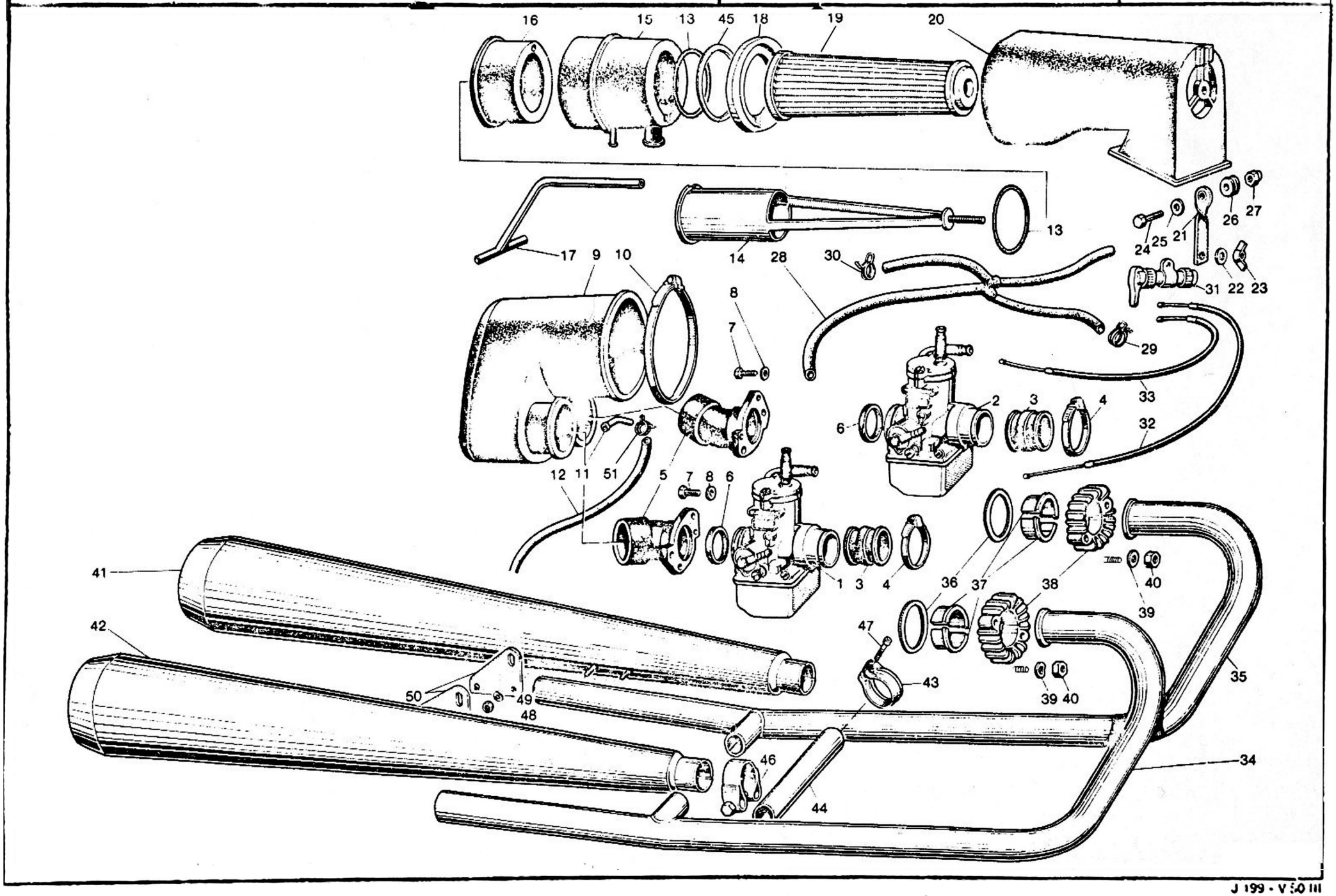

J 199 - V 5.0 III

A10

ALIMENTAZIONE - SCARICO FEEDING - EXHAUST	ALIMENTATION - ECHAPPEMENT ZUFÜHRUNG - AUSPUFF				Tavola - Drawing Table - Bild	5
NOTE NOTES NOTES MARKE	POS N.	N. COD. CODE No. No CODE CODE Nr	Q.tà Qty Qte Mge	DENOMINAZIONE	DESCRIPTION	DESIGNATION	BEZEICHNUNG
	1	19 11 26 80	1	Carburatore destro PHBH 28	R.H. carburetor PHBH 28	Carburateur D PHBH 28	Vergaser R PHBH 28
	2	19 11 26 81	1	Carburatore sinistro PHBH 28	L.H. carburetor PHBH 28	Carburateur G PHBH 28	Vergaser L PHBH 28
	3	19 11 43 60	2	Manicotto collegamento carburatore	Carburetor sleeve	Manchon carburateur	Vergasermanschette
	4	93 30 50 32	4	Fascetta	Clamp	Collier	Schelle
	5	19 11 44 80	2	Cornetto presa aria	Air intake	Prise d'air	Lufteinlassrohr
	6	19 11 46 80	2	Anello di tenuta	Seal ring	Bague d'etanchéite	Dichtring
	7	98 05 42 14	4	Vite	Screw	Vis	Schraube
	8	95 00 02 05	4	Ranella	Washer	Rondelle	Scheibe
	9	19 11 43 00	1	Collettore aspirazione	Induction manifold	Collecteur d'admission	Ansaugsammler
	10	93 30 50 92	1	Fascetta	Clamp	Collier	Schelle
	11	17 11 46 50	1	Tubetto	Pipe	Tuyau	Rohr
	12	823 94 20 90	—	Tubo sfiato	Breather pipe	Tuyau de décharge	Entlufterrohr
	13	90 70 65 52	2	Anello di tenuta	Seal ring	Bague d'étanchéite	Dichtring
	14	19 15 57 00	1	Supporto filtro	Filter support	Support filtre	Filterhalter
	15	19 15 67 01	1	Elemento anteriore sfiato	Front breather element	Elément AV décharge	Vord. Entlufterteil
	16	19 15 69 00	1	Elemento posteriore sfiato	Rear breather element	Elément AR décharge	Hint. Entlufterteil
	17	19 15 60 01	1	Tubo sfiato interno	Inner vent hose	Tuyau de reniflard int.	Entlüftungschlauch
	18	17 11 34 50	1	Fondello di guida	Ring	Anneau	Ring
	19	17 11 36 51	1	Filtro aria	Filter cartridge	Cartouche filtre	Luftfilterpatrone
	20	17 11 40 50	1	Custodia filtro	Air filter chamber	Chambre de filtre air	Luftfilterkamer
	21	19 11 41 00	1	Piastra di supporto	Plate	Plaque	Platte
	22	95 12 91 00	1	Ranella	Washer	Rondelle	Scheibe
	23	92 67 03 05	1	Dado ad alette	Wing nut	Ecrou-papillon	Flügelmutter
	24	98 05 22 22	1	Vite	Screw	Vis	Schraube
	25	95 10 00 59	2	Ranella	Washer	Rondelle	Scheibe
	26	91 55 10 85	1	Gommino	Rubber	Caoutchouc	Gummistück
	27	92 63 01 05	1	Dado nylon	Nylon nut	Ecrou en nylon	Nylonmutter
	28	19 10 65 50	1	Tubazione benzina	Fuel pipe	Tuyau d'alim. essence	Kraftstoffleitung
	29	61 10 84 00	2	Fascetta	Clamp	Collier	Schelle
	30	61 10 85 00	2	Fascetta	Clamp	Collier	Schelle
	31	19 13 31 00	1	Dispositivo comando starter	Starter device	Dispositif de démarrage	Startvorrichtung
	32	19 13 35 00	1	Trasmissione starter destro	R.H. starter cable	Fil de démarrage D	Startkabel R
	33	19 13 40 00	1	Trasmissione starter sinistro	L.H. starter cable	Fil de démarrage G	Startkabel L
	34	19 12 07 07	1	Tubo di scarico destro	R.H. exhaust pipe	Tuyau d'échappement D	Auspuffrohr R
	35	19 12 07 06	1	Tubo di scarico sinistro	L.H. exhaust pipe	Tuyau d'échappement G	Auspuffrohr L
	36	61 02 52 00	2	Guarnizione	Gasket	Joint	Dichtung
	37	61 02 54 00	4	Distanziale	Spacer	Entretoise	Distanzstück
	38	19 12 10 50	2	Ghiera	Ring nut	Collier	Ring
	39	61 01 38 00	4	Ranella	Washer	Rondelle	Scheibe
	40	92 70 10 62	4	Dado	Nut	Ecrou	Mutter

A11

FEEDING - EXHAUST. ZUFUHRUNG - AUSPUFF.

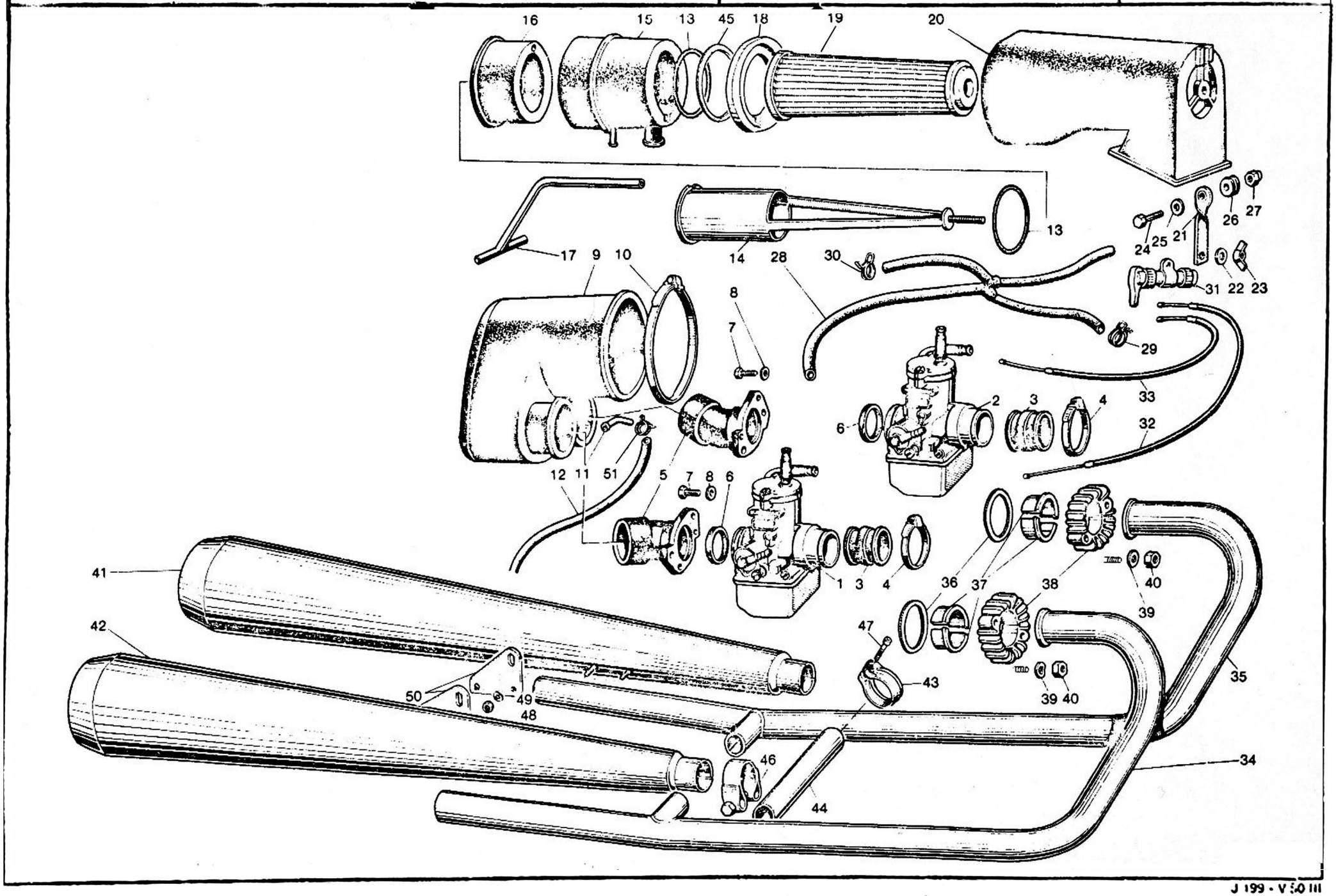

A12

ALIMENTAZIONE - SCARICO FEEDING - EXHAUST	ALIMENTATION - ECHAPPEMENT ZUFÜHRUNG - AUSPUFF	Tavola - Drawing Table - Bild 5

NOTE NOTES NOTES MARKE	POS N.	N COD CODE Nr. No CODE CODE Nr	Q.ta Q.ty Q.te Menge	DENOMINAZIONE	DESCRIPTION	DESIGNATION	BEZEICHNUNG
	41	19 12 29 35	1	Silenziatore sinistro (omologazione 36361 S)	L.H. silencer	Silencieux G	Schalldampfer L
	41	19 12 29 36	1	Silenziatore sinistro (omologazione S 19)	L.H. silencer	Silencieux G	Schalldampfer L
	42	19 12 30 35	1	Silenziatore destro (omologazione 36361 S)	R.H. silencer	Silencieux D	Schalldampfer R
	42	19 12 30 36	1	Silenziatore destro (omologazione S 19)	R.H. silencer	Silencieux D	Schalldampfer R
	43	61 12 69 20	2	Fascetta	Clamp	Collier	Schelle
	44	19 12 11 35	1	Tubo di collegamento	Connecting pipe	Tuyau de liaison	Verbindungsrohr
	45	19 11 39 00	1	Guarnizione	Gasket	Joint	Dichtung
	46	19 12 34 35	2	Fascetta completa	Clamp, complete	Collier complet	Schelle kpl
	47	61 12 75 20	2	Vite fissaggio fascetta	Screw	Vis	Schraube
	48	92 60 22 08	4	Dado	Nut	Ecrou	Mutter
	49	61 27 03 00	4	Rosetta ondulata	Washer	Rondelle	Scheibe
	50	19 12 86 05	2	Piastra attacco (silenziatori cod. 19 12 29 35 e 19 12 30 35)	Plate (silencer code 19 12 29 35 - 19 12 30 35)	Plaque (silencieux code 19 12 29 35 - 19 12 30 35)	Platte (Schalldampfer Code 19 12 29 35 - 19 12 30 35)
	50	19 12 86 06	2	Piastra attacco (silenziatori cod. 19 12 29 36 e 19 12 30 36)	Plate (silencer code 19 12 29 36 - 19 12 30 36)	Plaque (silencieux code 19 12 29 36 - 19 12 30 36)	Platte (Schalldampfer Code 19 12 29 36 - 19 12 30 36)
	51	35 10 84 50	2	Fascetta	Clamp	Collier	Schelle

** Specificare le quantità in metri (1 m - 2 m - ecc.) - Indicate quantity required in meters (1 m - 2 m - etc.)
Indiquer les quantités en mètres (1 m - 2 m - etc.) - Lieferbar in Meter (1 m - 2 m - etc. bestellen)

CARBURATORE - COMPONENTI
CARBURETOR - PARTS

CARBURATEUR - COMPOSANTS
VERGASER - TEILE

Tavola - Drawing
Table - Bild
6

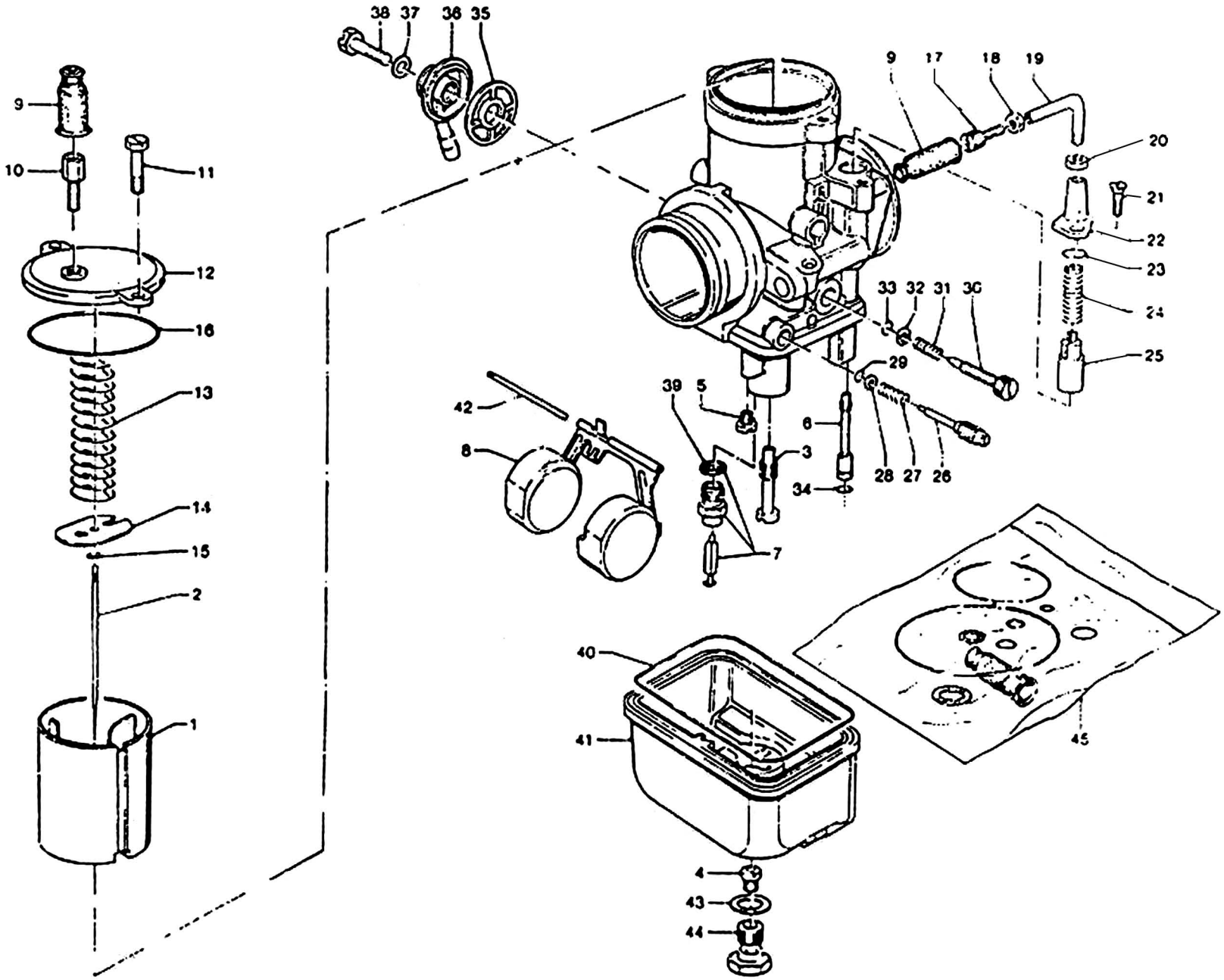

A14

CARBURATORE - COMPONENT CARBURETOR - PARTS	CARBURATEUR - COMPOSANTS VERGASER - TEILE	Tavola - Drawing Table - Bild 6

NOTE NOTES NOTES MARKE	POS N.	N. COD. CODE No. No CODE CODE Nr	Q.tà Qty Qte Menge	DENOMINAZIONE	DESCRIPTION	DESIGNATION	BEZEICHNUNG
	1	19 93 48 80	2	Valvola gas	Throttle valve	Papillon de gaz	Drosselklappe
	2	19 93 49 80	2	Spillo conico x 6 - 3a tacca	Needle	Pointeau conique	Kon. Nadel
	3	19 93 55 80	2	Polverizzatore (268 T)	Fuel nozzle (268 T)	Pulvérisateur (268 T)	Einspritzduse (268 T)
	4	19 93 57 80	2	Getto massimo (118)	Main jet (118)	Gicleur principal (118)	Hauptdüse (118)
	5	10 93 59 00	2	Getto minimo (50)	Slow running jet (50)	Gicleur ralenti (50)	Leerlaufdüse (50)
	6	19 93 60 00	2	Getto avviamento	Starting jet	Gicleur démarreur	Anlassdüse
	7	19 93 46 00	2	Valvola spillo	Needle valve	Pointeau	Nadelventil
	8	19 93 43 80	2	Galleggiante	Float	Flotteur	Schwimmer
*	9		4	Cappuccio cavo gas e avviamento	Cap	Capuchon	Kappe
	10	12 93 72 00	2	Vite tendifilo	Screw	Vis	Schraube
	11	14 93 46 50	2	Vite fissaggio	Screw	Vis	Schraube
	12	19 93 50 80	2	Coperchio camera miscela	Cover	Couvercle	Deckel
	13	19 93 71 80	2	Molla richiamo valvola gas	Spring	Ressort	Feder
	14	19 93 85 80	2	Piastrina rit. fermaglio spillo conico	Plate	Plaque	Platte
	15	65 93 36 00	2	Fermaglio spillo conico	Fastener clip	Goujon	Klemme
*	16		2	Guarnizione coperchio camera misc.	Gasket	Joint	Dichtung
	17	53 93 72 00	2	Vite tendifilo	Screw	Vis	Schraube
	18	49 93 88 00	2	Dado bloccaggio vite tendifilo	Nut	Ecrou	Mutter
	19	49 93 89 00	2	Tubetto deviatore	Pipe	Tuyau	Rohr
	20	12 93 73 00	4	Dado bloccaggio tubetto deviatore	Nut	Ecrou	Mutter
	21	13 93 79 00	2	Vite fissaggio dispositivo avviam.	Screw	Vis	Schraube
	22	17 93 74 50	2	Coperchio dispositivo avviamento	Starter device cover	Couvercle dispositif dém.	Startvor. Deckel
*	23		2	Guarnizione	Gasket	Joint	Dichtung
	24	39 93 76 00	2	Molla valvola avviamento	Spring	Ressort	Feder
	25	13 93 78 00	2	Valvola avviamento	Starter valve	Soupape de démarrage	Startventil
	26	13 93 62 00	2	Vite regolazione miscela minimo	Screw	Vis	Schraube
	27	13 93 63 00	2	Molla vite regolazione miscela min.	Spring	Ressort	Feder
	28	65 93 37 00	2	Rondella piana	Washer	Rondelle	Scheibe
*	29		2	Guarnizione vite reg. miscela min.	Gasket	Joint	Dichtung
	30	13 93 66 00	2	Vite regolazione valvola gas	Screw	Vis	Schraube
	31	13 93 67 00	2	Molla vite regol. valvola gas	Spring	Ressort	Feder
	32	14 93 16 50	2	Rondella piana	Washer	Rondelle	Scheibe
*	33		2	Guarnizione vite reg. valvola gas	Gasket	Joint	Dichtung
*	34		2	Guarnizione getto avviamento	Gasket	Joint	Dichtung
	35	43 93 40 00	2	Filtro benzina	Fuel filter	Filtre essence	Benzinfilter
	36	35 93 46 70	2	Pipetta raccordo tubo benzina	Union	Tuyau de raccord	Pipette
	37	13 93 47 00	2	Guarnizione vite fissaggio pipetta	Gasket	Joint	Dichtung
	38	10 93 49 00	2	Vite fissaggio pipetta	Screw	Vis	Schraube
	39		2	Guarnizione valvola spillo	Gasket	Joint	Dichtung
	40		2	Guarnizione vaschetta	Gasket	Joint	Dichtung

A15

CARBURATORE - COMPONENTI CARBURETOR - PARTS	CARBURATEUR - COMPOSANTS VERGASER - TEILE		Tavola - Drawing Table - Bild	6

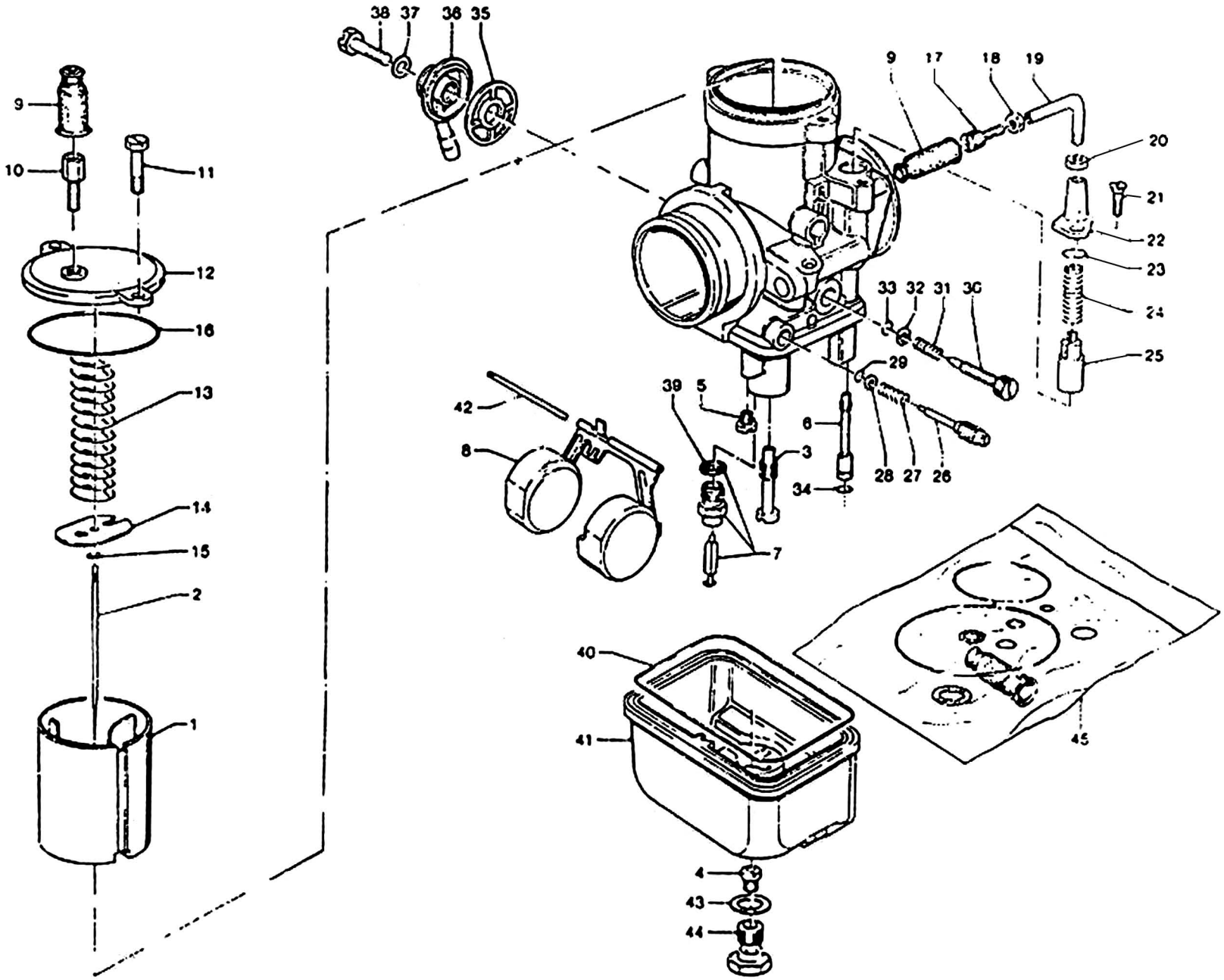

CARBURATORE - COMPONENTI
CARBURETOR - PARTS
CARBURATEUR - COMPOSANTS
VERGASER - TEILE

Tavola / Drawing
Table - Bild
6

NOTE NOTES NOTES MARKE	POS. N.	N. COD. CODE No. No. CODE CODE N.	Q.tà Q.ty Q.té M.ge	DENOMINAZIONE	DESCRIPTION	DESIGNATION	BEZEICHNUNG
	41	19 93 44 80	2	Vaschetta	Chamber	Cuvette	Becken
	42	13 93 31 00	2	Perno galleggiante	Pin	Pivot	Stift
	43		2	Guarnizione tappo fiss. vaschetta	Gasket	Joint	Dichtung
	44	10 93 37 00	2	Tappo fissaggio vaschetta	Chamber plug	Bouchon cuvette	Beckenzapfen
	45	19 93 99 80	1	Gruppo guarnizioni carburatore	Gasket set	Jeu de joints	Dichtungsatz

I particolari contrassegnati con (*) sono componenti del Gruppo Guarnizioni carburatore - Items marked with (*) belong to Carburetor Gasket Set
Les pièces marquées avec (*) composent le jeu de joint carburateur - Die mit (*) gezeichneten Teile gehören dem Vergaserdichtungssatz

B1

LUBRIFICAZIONE LUBRICATION	GRAISSAGE SCHMIERUNG		Tavola - Drawing Table - Bild	7

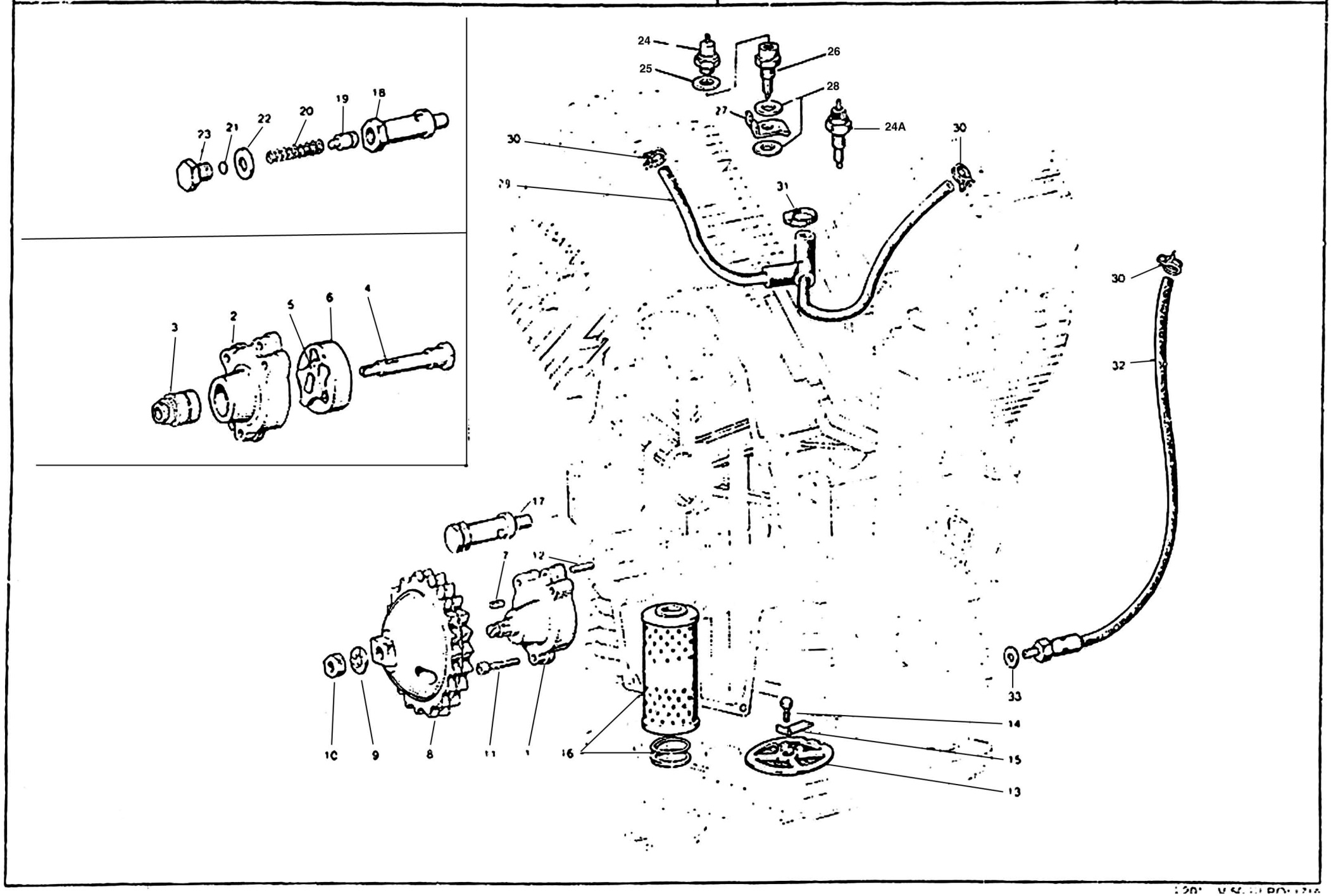

B2

LUBRIFICAZIONE LUBRICATION	GRAISSAGE SCHMIERUNG					Tavola - Drawing Table - Bild	7
NOTE NOTES NOTES MARKE	POS N.	N COD CODE No No CODE CODE Nr	Q.ta Q ty Q.te Menge	DENOMINAZIONE	DESCRIPTION	DESIGNATION	BEZEICHNUNG
	1	19 14 64 20	1	Pompa olio con rotore	Oil pump with rotor	Pompe à huile avec rotor	Olpumpe mit Rotor
	2		1	Corpo pompa olio	Oil pump housing	Corps de pompe à huile	Olpumpegehäuse
	3	92 25 22 10	1	Cuscinetto a rullini	Needle bearing	Roulement à aiguilles	Nadellager
	4	19 14 78 20	1	Albero ingranaggio pompa	Pump gear shaft	Arbre engrenage pompe	Pumpezahnradwelle
	5	19 14 84 20	1	Rotore interno	Inner rotor	Rotor intérieur	Innenrotor
	6	19 14 86 20	1	Rotore esterno	Outer rotor	Rotor extérieur	Aussenrotor
	7	13 14 83 00	1	Chiavetta	Key	Clavette	Keil
	8	19 14 77 20	1	Ingranaggio comando pompa	Pump driving gear	Engrenage d'entr. pompe	Pumpezahnrad
	9	19 14 98 00	1	Rondella di sicurezza	Washer	Rondelle	Scheibe
	10	92 60 25 10	1	Dado	Nut	Ecrou	Mutter
	11	98 62 03 35	3	Vite	Screw	Vis	Schraube
	12	19 01 89 20	2	Spina di riferimento	Peg	Clavette	Stift
	13	19 15 22 00	1	Filtro olio a rete	Gauze	Tamis	Sieb
	14	98 05 43 14	1	Vite	Screw	Vis	Schraube
	15	95 18 70 06	1	Piastrina di sicurezza	Lock plate	Plaquette frein	Schliessblech
	16	19 15 30 00	1	Cartuccia filtro olio	Cartridge	Cartouche	Patrone
	17	10 15 82 01	1	Valvola regolazione pressione olio	Control valve	Clapet de decharge	Drucksteuerventil
	18	10 15 87 01	1	Corpo per valvola	Valve housing	Corps de clapet	Ventilgehäuse
	19	12 15 09 00	1	Pistone con valvola	Valve piston	Piston de clapet	Ventilkolben
	20	94 32 10 72	1	Molla	Spring	Ressort	Feder
	21	12 15 07 00	1	Fondello	Bottom disc	Rondelle butée	Verschlussscheibe
	22	95 10 05 23	2 ÷ 3	Guarnizione	Gasket	Joint	Dichtung
	23	12 15 90 00	1	Tappo	Plug	Bouchon	Stopfen
	24	17 76 87 50	1	Trasmettitore segnalazione	Oil indicator	Mano-contact	Olanzeige
	24A	19 76 87 20	1	Trasmettitore segnalazione	Oil indicator	Mano-contact	Olanzeige
	25	12 00 64 00	1	Ranella in alluminio	Washer	Rondelle	Scheibe
	26	19 05 58 00	1	Raccordo	Union	Raccord	Rohrverbindung
	27	19 05 59 00	1	Piastrina di sicurezza	Lock plate	Plaquette frein	Schliessblech
	28	12 0[illegible]4 00	2	Guarnizione	Gasket	Joint	Dichtung
	29	12 15 96 00	1	Tubazione sfiato	Breather	Reniflard	Entlüftungsschlauch
	30	61 10 84 00	3	Fascetta	Clamp	Collier	Schelle
	31	12 15 78 00	1	Fascetta	Clamp	Collier	Schelle
	32	19 15 93 00	1	Tubazione recupero olio (motor. Bosch)	Return pipe (Bosch motor)	Tuyau de retour (moteur Bosch)	Rücklaufrohr (Bosch Motor)
	32	19 15 93 20	1	Tubazione recupero olio (motor. Lucas)	Return pipe (Lucas motor)	Tuyau de retour (moteur Lucas)	Rücklaufrohr (Lucas Motor)
	33	12 15 42 00	1	Ranella	Washer	Rondelle	Scheibe

FRIZIONE CLUTCH	EMBRAYAGE KUPPLUNG		Tavola - Drawing Table - Bild	8

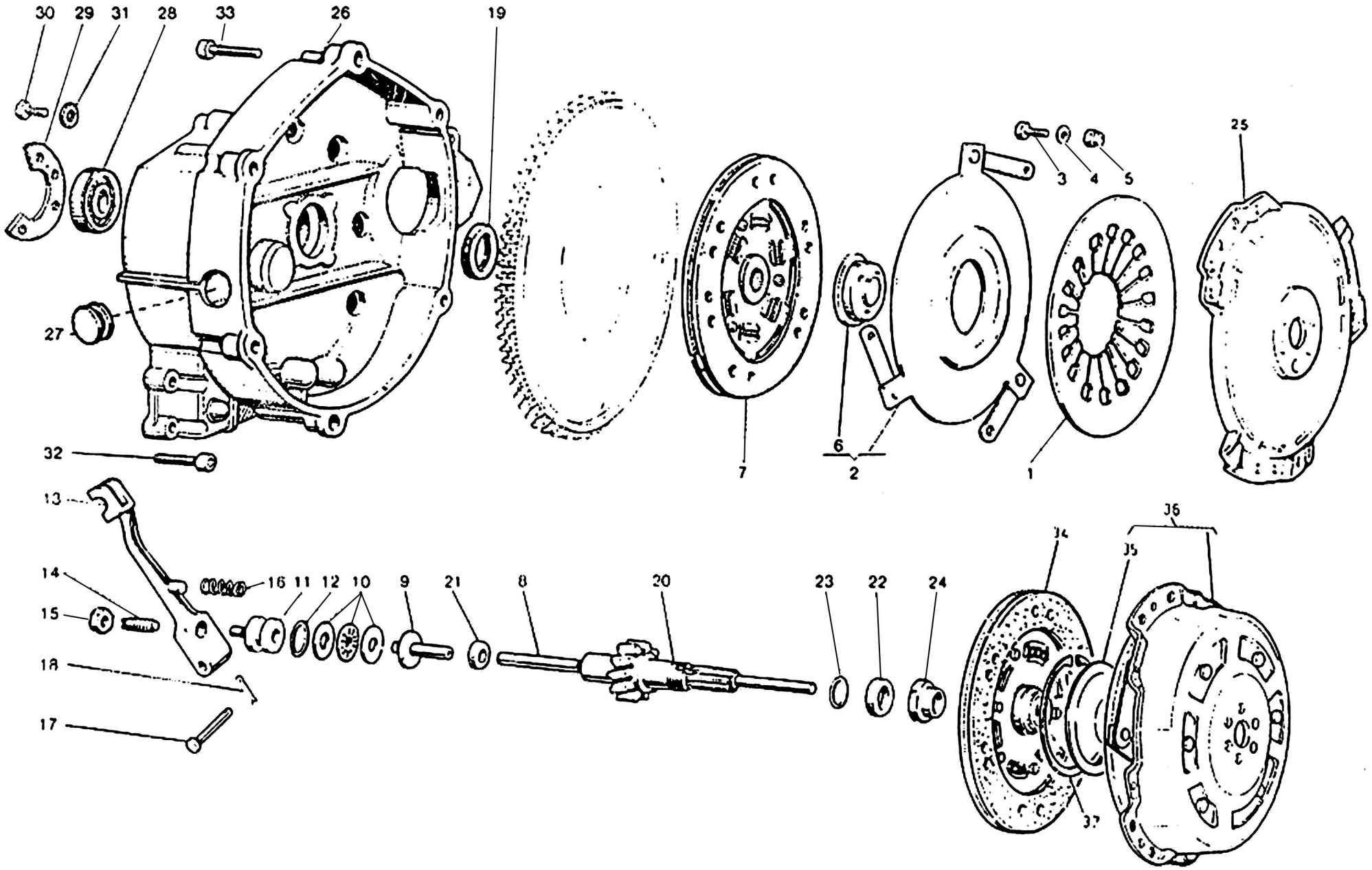

B4

FRIZIONE CLUTCH	EMBRAYAGE KUPPLUNG					Tavola - Drawing Table - Bild 8
NOTE NOTES NOTES MARKE	POS N	N COD CODE No No CODE CODE	Q.ta Q.ty Q.te Menge	DENOMINAZIONE	DESCRIPTION	DESIGNATION	BEZEICHNUNG
	1	19 08 41 00	1	Molla a diaframma	Spring	Ressort	Feder
	2	19 08 25 01	1	Piattello spingimolla completo	Pressure plate, assy	Plateau de press. compl	Druckplatte, kpl
	3	98 05 42 14	3	Vite	Screw	Vis	Schraube
	4	95 00 42 05	3	Rondella piana	Washer	Rondelle	Scheibe
	5	92 63 01 05	3	Dado autobloccante	Self-locking nut	Ecrou a autoblocage	Hutmutter
	6		1	Scodellino	Cup	Coupelle	Manschette
	7	19 08 44 50	1	Disco condotto Pitteri e Violini	Driven disc Pitteri and Violini	Disque conduit Pitteri et Violini	Angetriebescheibe Pitteri und Violini
	8	19 08 57 01	1	Asta spingipiattello	Rod	Tige	Stange
	9	19 08 60 20	1	Corpo interno	Inner body	Corps intérieur	Innengehause
	10	12 08 70 01	1	Cuscinetto reggispinta	Thrust bearing	Butée d'embrayage	Drucklager
	11	14 08 61 00	1	Corpo esterno	Outer body	Corps extérieur	Aussengehause
	12	90 70 61 70	1	Anello di tenuta	Seal ring	Bague d'étanchéite	Dichtring
	13	14 09 02 01	1	Leva disinnesto frizione	Operating lever	Levier de dégagement	Ausrückhebel
	14	14 09 04 00	1	Vite registro leva	Adjusting screw	Vis de réglage	Einstellschraube
	15	92 60 25 08	1	Dado	Nut	Ecrou	Mutter
	16	94 32 11 05	1	Molla	Spring	Ressort	Feder
	17	95 78 02 71	1	Spina	Pin	Axe	Stift
	18	95 50 02 22	1	Copiglia	Cotter pin	Goupille	Splint
	19	90 40 28 41	1	Anello di tenuta	Seal ring	Bague d'étanchéite	Dichtring
	20	19 21 07 40	1	Albero di rinvio (Z 14)	Countershaft (Z 14)	Arbre intérm (Z 14)	Vorgelegewelle (Z 14)
	21	90 40 06 16	1	Anello di tenuta	Seal ring	Bague d'étanchéite	Dichtring
	22	19 21 07 20	1	Distanziale	Spacer	Entretoise	Distanzstuck
	23	90 70 61 88	1	Anello di tenuta	Seal ring	Bague d'étanchéite	Dichtring
	24	19 35 67 00	1	Dado di sicurezza	Nut	Ecrou	Mutter
	25	19 08 03 00	1	Campana volano frizione Pitteri e Violini	Flywheel clutch housing Pitteri and Violini	Boitier d'embr. volant Pitteri et Violini	Schw Kupplungsglocke Pitteri und Violini
	26	19 20 04 20	1	Campana frizione	Clutch housing	Boitier d'embrayage	Kupplungsglocke
	27	93 18 02 20	1	Tappo	Plug	Bouchon	Stopfen
	28	92 20 12 20	1	Cuscinetto	Bearing	Roulement	Lager
	29	19 20 34 20	1	Piastra fissaggio cuscinetto	Plate	Plaque	Platte
	30	98 05 43 14	3	Vite	Screw	Vis	Schraube
	31	14 21 79 01	3	Rosetta di sicurezza	Washer	Rondelle	Scheibe
	32	98 62 03 30	11	Vite	Screw	Vis	Schraube
	33	98 62 04 35	6	Vite	Screw	Vis	Schraube
	34	19 08 44 20.	1	Disco condotto (friz. A.P.)	Driven disc (M S. clutch)	Dique cond (embr A P)	Ang scheibe (An.W Kupp)
	35	19 08 34 61	1	Scodellino (friz. A.P)	Cup (M.S. clutch)	Coupelle (embr A P)	Manschette (An W Kupp)
	36	19 08 01 61	1	Meccanismo friz. con scodellino (friz A.P.)	Clutch device with cup (M.S. clutch)	Dispositif d'embrayage avec coup. (embr A.P)	Kupplungsvorrichtung mit Mansch (An W Kupp)
	37	19 08 15 61	1	Anello elastico (friz. A.P.)	Spring ring (M.S. clutch)	Bague élastique (embr. A P.)	Springring (An.W. Kupplung)

B5

SCATOLA CAMBIO TRANSMISSION CASE	CARTER DE BOITE À VITESSES GETRIEBEGEHÄUSE		Tavola - Drawing Table - Bild	9

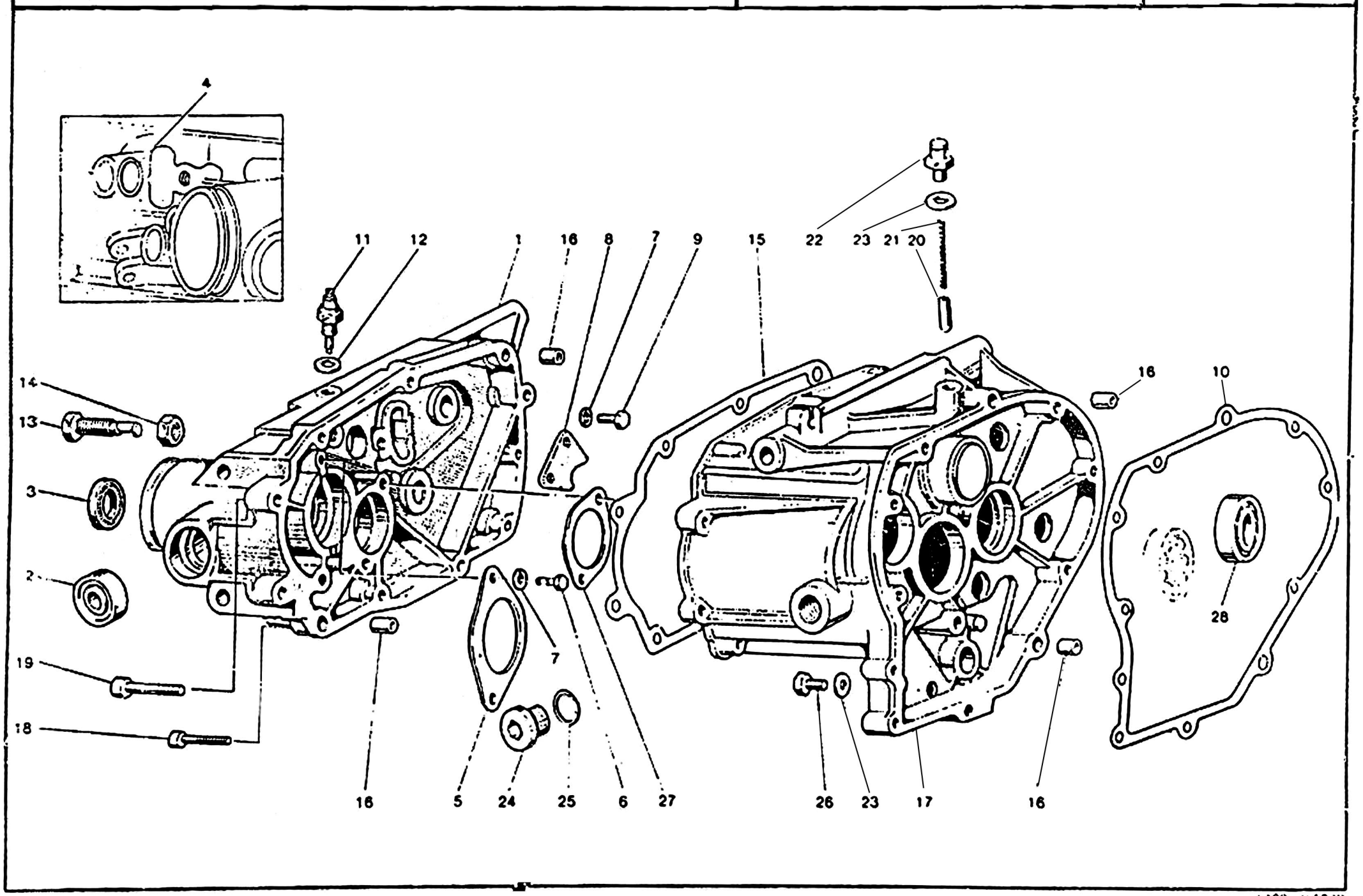

SCATOLA CAMBIO TRANSMISSION CASE	CARTER DE BOITE A VITESSES GETRIEBEGEHÄUSE			Tavola - Drawing Table - Bild 9

NOTE NOTES NOTES MARKE	POS. N.	N. COD. CODE No No. CODE CODE Nr.	Q.ta Q.ty Q.té Menge	DENOMINAZIONE	DESCRIPTION	DESIGNATION	BEZEICHNUNG
	1	19 20 08 20	1	Coperchio scatola	Transmission case cover	Couvercle du carter	Getriebedeckel
	2	92 20 42 15	2	Cuscinetto	Bearing	Roulement	Lager
	3	90 40 28 41	1	Anello di tenuta	Seal ring	Bague d'étanchéité	Dichtring
	4	90 70 61 40	1	Anello OR	Ring	Bague	Ring
	5	19 21 38 20	1	Piastra fissaggio albero secondario	Plate	Plaque	Platte
	6	98 05 43 14	4	Vite fissaggio piastra	Screw	Vis	Schraube
	7	14 21 79 01	6	Rosetta di sicurezza	Washer	Rondelle	Scheibe
	8	19 23 58 00	1	Piastra fissaggio albero	Plate	Plaque	Platte
	9	98 05 43 14	2	Vite	Screw	Vis	Schraube
	10	19 20 03 20	1	Guarnizione	Gasket	Joint	Dichtung
	11	19 20 72 20	1	Interruttore folle	Switch	Interrupteur	Schalter
	12	12 15 42 00	1	Guarnizione	Gasket	Joint	Dichtung
	13	19 23 78 00	1	Vite con eccentrico	Screw	Vis	Schraube
	14	92 60 25 12	1	Dado	Nut	Ecrou	Mutter
	15	19 20 11 20	1	Guarnizione	Gasket	Joint	Dichtung
	16	19 00 20 20	4	Boccola di riferimento	Bush	Douille	Buchse
	17	19 20 02 20	1	Scatola cambio	Transmission case	Carter de boite à vitesses	Getriebegehäuse
	18	98 62 03 30	7	Vite fissaggio coperchio	Screw	Vis	Schraube
	19	98 62 04 35	4	Vite fissaggio coperchio	Screw	Vis	Schraube
	20	55 23 47 00	1	Nottolino	Pawl	Rochet	Sperrklinke
	21	94 32 10 67	1	Molla	Spring	Ressort	Feder
	22	19 20 65 01	1	Tappo sfiato completo	Vent plug, assy	Bouchon d'event. compl.	Entlüftungsstopfen
	23	10 52 89 00	2	Guarnizione	Gasket	Joint	Dichtung
	24	19 35 12 00	1	Tappo introduzione olio	Oil filler cap	Bouchon de rempliss. huile	Oleinfullstutzen
	25	90 70 62 03	1	Guarnizione	Gasket	Joint	Dichtung
	26	95 98 02 12	1	Tappo scarico olio	Oil drain plug	Bouchon de vidange huile	Ölablasschraube
	27	19 21 32 20	1	Piastra ritegno cusc. albero primario	Plate	Plaque	Platte
	28	92 20 11 20	1	Cuscinetto	Bearing	Roulement	Lager
	—	19 99 15 40	1	Cambio completo e campana	Transmission assy and housing	Boite à vitesses compl. et carter	Schaltgetriebe kpl. und Gehäuse

B7

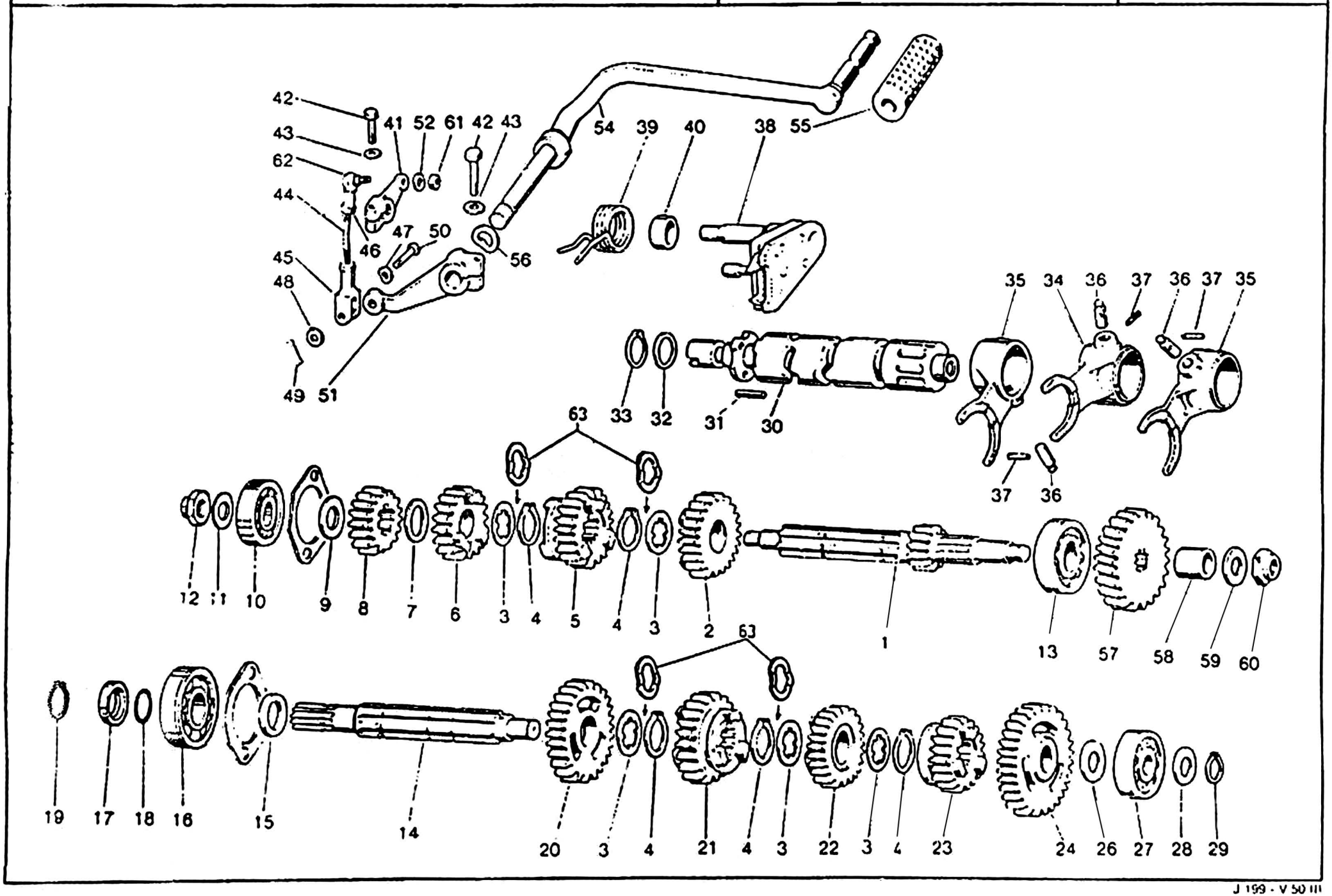
42
43
62
44
45
48
49
51
41
52
61
42
43
47
50
46
56
54
39
40
38
55
35
34
36
37
36
37
35
33
32
31
30
37
36
63
12
11
10
9
8
7
6
3
4
5
4
3
2
1
13
57
58
59
60
63
19
17
18
16
15
14
20
3
4
21
4
3
22
3
4
23
24
26
27
28
29

B8

CAMBIO TRANSMISSION	BOITE A VITESSES SCHALTGETRIEBE	Tavola - Drawing Table - Bild 10

NOTE NOTES NOTES MARKE	POS. N	N. CODICE CODE No Nr. CODE CODE Nr	Q.tà Qty Qté Mge	DENOMINAZIONE	DESCRIPTION	DESIGNATION	BEZEICHNUNG
	1	19 21 05 20	1	Albero primario (Z = 11)	Main shaft (Z = 11)	Arbre primaire (Z = 11)	Antriebwelle (Z = 11)
	2	19 21 20 20	1	Ingranaggio 5a A.P. (Z = 22)	5th gear M.S. (Z = 22)	Pignon 5eme A.P. (Z = 22)	(An W.) Schaltrad 5. Gang (Z = 22)
	3	19 21 54 20	5	Rosetta di rasam. (spessore 1 mm)	Washer(1 mm thick)	Rondelle (epaiss. 1 mm)	Scheibe (1 mm stark)
	4	90 27 12 20	5	Anello Seeger	Snap ring	Jonc d'arrêt	Seegerring
	5	19 21 18 20	1	Ingranaggio 4a A.P. (Z = 22)	4th gear M.S. (Z = 22)	Pignon 4eme A.P. (Z = 22)	(An W.) Schaltrad 4. Gang (Z = 22)
	6	19 21 14 20	1	Ingranaggio 3a A.P. (Z = 18)	3rd gear M.S. (Z = 18)	Pignon 3eme A.P. (Z = 18)	(An W.) Schaltrad 3. Gang (Z = 18)
	7	19 21 46 20	1	Rosetta di rasamento	Washer	Rondelle	Scheibe
	8	19 21 13 20	1	Ingranaggio 2a A.P. (Z = 15)	2nd gear M.S. (Z = 15)	Pignon 2eme A.P. (Z = 15)	(An W.) Schaltrad 2. Gang (Z = 15)
	9	19 21 28 00	1	Rosetta di spallamento	Washer	Rondelle	Scheibe
	10	92 20 14 15	1	Cuscinetto	Bearing	Roulement	Lager
	11	39 23 81 00	1	Rosetta di spallamento	Washer	Rondelle	Scheibe
	12	10 05 41 00	1	Dado	Nut	Ecrou	Mutter
	13	92 20 12 20	1	Cuscinetto	Bearing	Roulement	Lager
	14	19 21 36 20	1	Albero secondario	Layshaft	Arbre secondaire	Abtriebwelle
	15	19 21 29 00	1	Distanziale	Spacer	Entretoise	Distanzstuck
	16	92 20 12 20	1	Cuscinetto	Bearing	Roulement	Lager
	17	19 21 37 20	1	Distanziale	Spacer	Entretoise	Distanzstuck
	16	90 70 61 88	1	Anello OR	"O" ring	Bague	Ring
	19	90 27 11 21	1	Anello Seeger	Snap ring	Jonc d'arrêt	Seegerring
	20	19 21 45 00	1	Ingranaggio 2a A.S. (Z = 26)	2nd gear L.S. (Z = 26)	Pignon 2eme A.S. (Z = 26)	(An W.) Schaltrad 2. Gang (Z = 26)
	21	19 21 48 20	1	Ingranaggio 3a A.S. (Z = 23)	3rd gear L.S. (Z = 23)	Pignon 3eme A.S. (Z = 23)	(An W.) Schaltrad 3. Gang (Z = 23)
	22	19 21 51 21	1	Ingranaggio 4a A.S. (Z = 23)	4th gear L.S. (Z = 23)	Pignon 4eme A.S. (Z = 23)	(An W.) Schaltrad 4. Gang (Z = 23)
	23	19 21 52 20	1	Ingranaggio 5a A.S. (Z = 20)	5th gear L.S. (Z = 20)	Pignon 5eme A.S. (Z = 20)	(An W.) Schaltrad 5. Gang (Z = 20)
	24	19 21 40 01	1	Ingranaggio 1a A.S. (Z = 30)	1st gear L.S. (Z = 30)	Pignon 1ere A.S. (Z = 30)	(An W.) Schaltrad 1. Gang (Z = 30)
	26	35 21 43 00	1	Rosetta di spallam. (spess. mm 1,5)	Washer (1.5 mm thick)	Rondelle (epaiss. 1.5 mm)	Scheibe (1.5 mm stark)
	26	43 07 09 40	1	Rosetta di spallam. (spess. mm 2)	Washer (2 mm thick)	Rondelle (epaiss. 2 mm)	Scheibe (2 mm stark)
	27	92 20 14 15	1	Cuscinetto	Bearing	Roulement	Lager
	28	35 21 43 00	1	Rosetta di spallam. (spess. mm 1,5)	Washer (1.5 mm thick)	Rondelle (epaiss. 1.5 mm)	Scheibe (1.5 mm stark)
	28	39 23 93 00	1	Rosetta di spallam. (spess. mm 1)	Washer (1 mm thick)	Rondelle (epaiss. 1 mm)	Scheibe (1 mm stark)
	29	90 27 11 15	1	Anello Seeger	Snap ring	Jonc d'arrêt	Seegerring
	30	19 23 44 20	1	Albero desmodromico	Splined shaft	Arbre desmodromique	Keilwelle
	31	19 23 46 00	4	Piolo	Pin	Goupille	Stift

B9

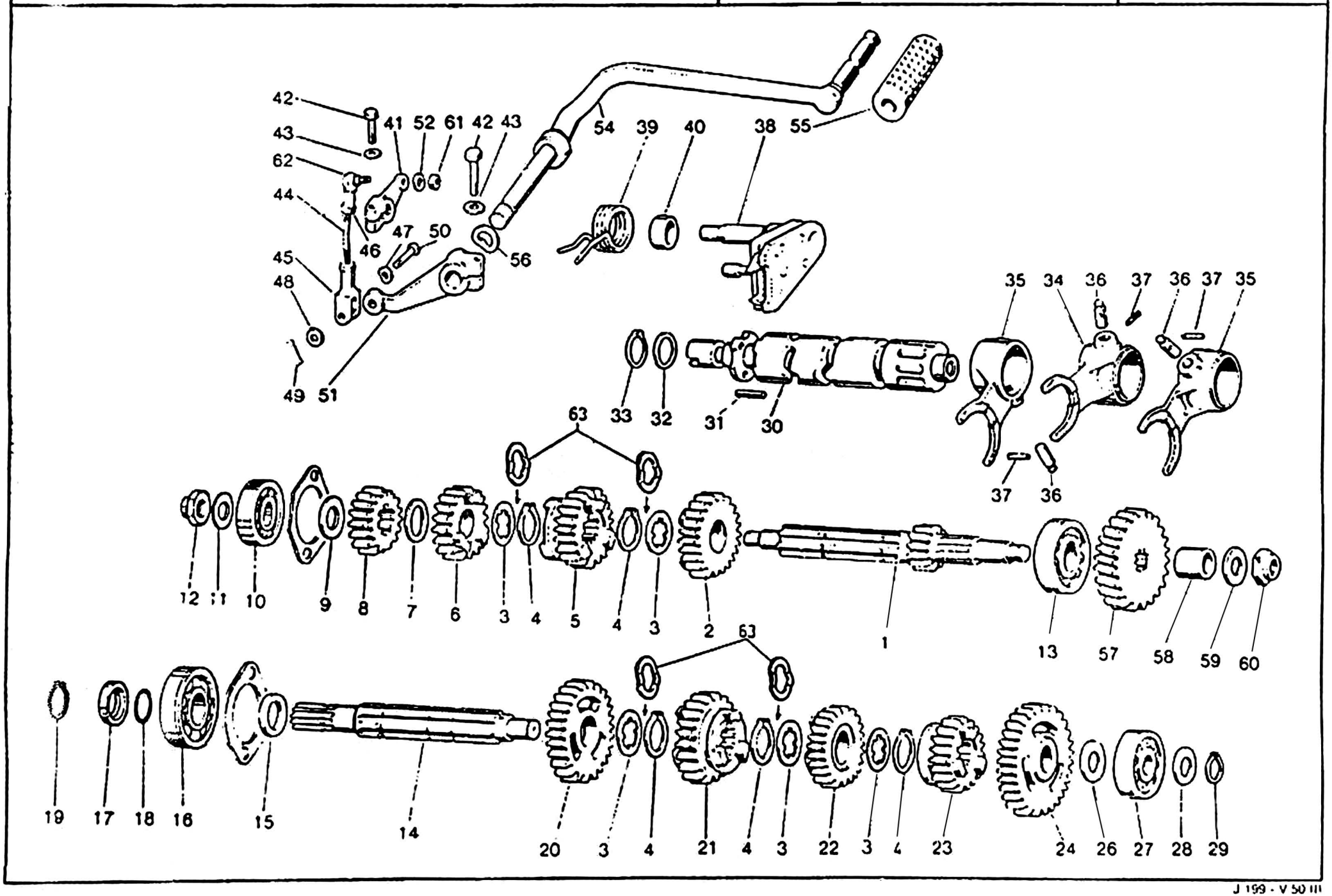
42
43
62
44
45
48
49
51
41
52
61
42
43
47
50
46
56
54
39
40
38
55
35
34
36
37
36
37
35
33
32
31
30
63
37
36
12
11
10
9
8
7
6
3
4
5
4
3
2
1
13
57
58
59
60
63
19
17
18
16
15
14
20
3
4
21
4
3
22
3
4
23
24
26
27
28
29

B10

CAMBIO TRANSMISSION	BOITE A VITESSES SCHALTGETRIEBE	Tavola - Drawing Table - Bild 10

NOTE NOTES NOTES MARKE	POS. N.	N. COD. CODE No No. CODE CODE N	Qta Qty Qte Menge	DENOMINAZIONE	DESCRIPTION	DESIGNATION	BEZEICHNUNG
	32	19 35 53 00	1	Rosetta di spallamento	Washer	Rondelle	Scheibe
	33	30 27 10 20	1	Anello Seeger	Snap ring	Jonc d'arrêt	Seegerring
	34	19 23 12 20	1	Forcellino per A.P.	M.S. fork	Axe de fourchette A.P.	An W. Schaltgabel
	35	19 23 10 20	2	Forcellino per A.S.	L.S. fork	Axe de fourchette A.S.	Ab W. Schaltgabel
	36	19 23 52 20	3	Rullo	Roller	Rouleau	Walze
	37	95 52 03 16	3	Spina elastica	Spring pin	Axe élastique	Federstift
	38	19 23 62 00	1	Preselettore completo	Preselection, assy	Présélecteur compl.	Vorwahl, kpl.
	39	61 23 82 00	1	Molla	Spring	Ressort	Feder
	40	91 18 20 10	1	Boccola	Bush	Douille	Buchse
	41	19 25 82 20	1	Leva comando preselettore	Lever	Levier	Hebel
	42	98 05 23 25	2	Vite	Screw	Vis	Schraube
	43	95 02 11 06	2	Rosetta	Washer	Rondelle	Scheibe
	44	18 25 79 50	1	Tirante	Rod	Tige	Schaltstange
	45	12 62 68 00	1	Forcellino	Fork	Fourchette	Gabel
	46	92 60 22 06	2	Dado	Nut	Ecrou	Mutter
	47	95 12 91 10	1	Ranella antivibrante	Washer	Rondella	Scheibe
	48	95 00 12 06	1	Ranella	Washer	Rondelle	Scheibe
	49	95 50 02 22	1	Copiglia	Cotter pin	Goupille	Splint
	50	95 77 02 65	1	Spina per forcellino	Pin	Axe	Stift
	51	19 25 69 20	1	Leva di rinvio	Lever	Levier	Hebel
	52	61 01 38 00	1	Ranella elastica	Washer	Rondelle	Scheibe
	54	19 25 09 00	1	Leva cambio	Transmission lever	Levier de boite à vitesses	Schalthebel
	55	14 25 10 01	1	Pedalino gomma	Rubber protection	Couvre-pédale	Gummiüberzug
	56	95 12 92 50	1	Ranella elastica	Spring washer	Rondelle élastique	Federscheibe
	57	19 21 11 40	1	Ingranaggio rinvio A.P. (Z = 23)	Idle gear M.S. (Z = 23)	Pignon intermed. (Z = 23)	Zahnradvorgelege (Z = 23)
	58	19 26 67 20	1	Boccola	Bush	Douille	Buchse
	59	39 23 81 00	1	Rosetta di spallamento	Washer	Rondelle	Scheibe
	60	10 05 41 00	1	Dado	Nut	Ecrou	Mutter
	61	92 63 01 06	1	Dado per snodo	Nut	Ecrou	Mutter
	62	19 25 01 01	1	Snodo sferico	Gearshift lever ball	Rotule de levier B.V.	Schalthebelgriff
	63	19 21 43 20	4	Rondella ondulata	Washer	Rondelle	Scheibe

• Per versioni premodifica del cambio, vedere circolare N° 117 alle coordinate L_1 - L_2
For premodified transmission versions, refer to service information No. 117 at coordinates L_1 - L_2
Pour versions avant la modification de la boite à vitesses, voir circulaire Nr. 117, coordonnées L_1 - L_2
Für vorgeänderten Ausführungen des Getriebes, Rundschreiben Nr. 117, Koordinaten L_1 - L_2 sehen

FORCELLONE E TRASMISSIONE POSTERIORE FORK AND REAR TRANSMISSION	FOURCHE ET TRANSMISSION AR GABEL UND HINT. KRAFTÜBERTRAGUNG		Tavola - Drawing Table - Bild	11

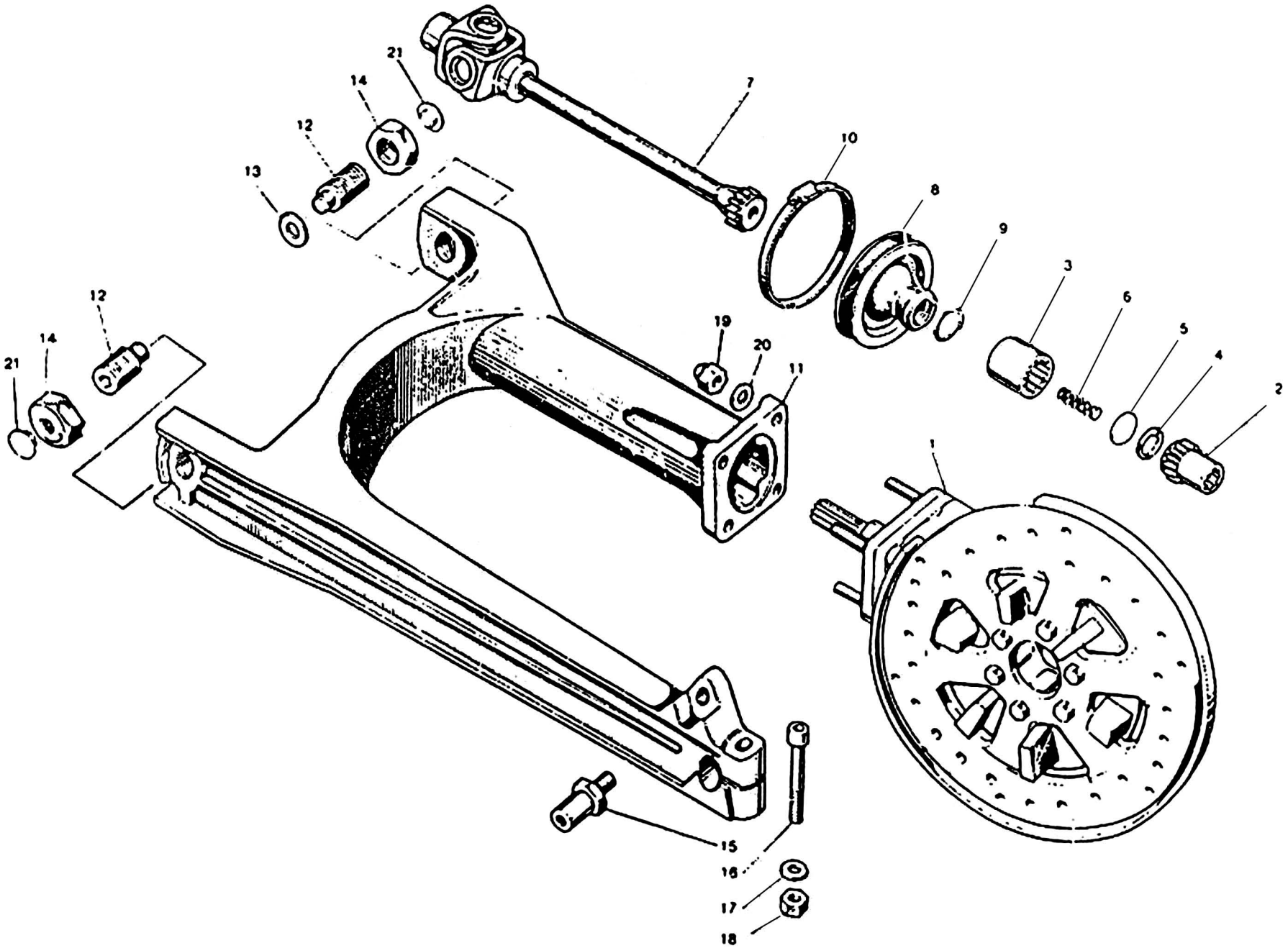

FORCELLONE E TRASMISSIONE POSTERIORE **FOURCHE ET TRANSMISSION AR**
FORK AND REAR TRANSMISSION **GABEL UND HINT. KRAFTÜBERTRAGUNG**

Tavola - Drawing
Table - Bild **11**

NOTE NOTES NOTES MARKE	POS. N.	N. COD CODE No. No. CODE CODE Nr.	Q.tà Q.ty Q.té Menge	DENOMINAZIONE	DESCRIPTION	DESIGNATION	BEZEICHNUNG
	1	19 35 02 20	1	Scatola trasmissione completa	Transmission assy	Carter de transm. compl	Kraftübertragungsgehäuse
	2	19 32 77 01	1	Manicotto	Sleeve	Manchon	Manschette
	3	19 32 88 01	1	Manicotto collegamento	Sleeve	Manchon	Manschette
	4	90 27 20 23	1	Anello Seeger	Circlip	Jonc d'arrêt	Seegerring
	5	19 32 76 01	1	Dischetto	Disc	Disque	Scheibe
	6	94 32 10 99	1	Molla	Spring	Ressort	Feder
	7	19 32 80 20	1	Giunto cardanico	Joint	Joint	Kardanwelle
	8	19 54 80 01	1	Soffietto di protezione	Bellows	Soufflet	Faltenbag
	9	19 54 81 01	1	Molla	Spring	Ressort	Feder
	10	12 54 82 01	1	Fascetta	Clamp	Collier	Schelle
	11	19 54 02 00	1	Forcellone oscillante	Rear fork	Fourche AR	Hintergabel
	12	19 54 70 00	2	Perno	Pin	Goujon	Stift
	13	35 21 43 00	1	Rondella di spessore	Washer	Rondelle	Scheibe
	14	14 54 78 00	2	Dado	Nut	Ecrou	Mutter
	15	19 55 52 00	1	Perno fissaggio sospensione	Pin	Goujon	Stift
	16	98 05 25 50	1	Vite	Screw	Vis	Schraube
	17	95 00 42 10	1	Ranella	Washer	Rondelle	Scheibe
	18	92 60 22 10	1	Dado	Nut	Ecrou	Mutter
	19	92 78 10 81	4	Dado cieco	Nut	Ecrou	Mutter
	20	14 61 59 01	4	Ranella	Washer	Rondelle	Scheibe
	21	93 18 01 05	2	Tappo per dado cieco	Plug	Bouchon	Stopfen

B13

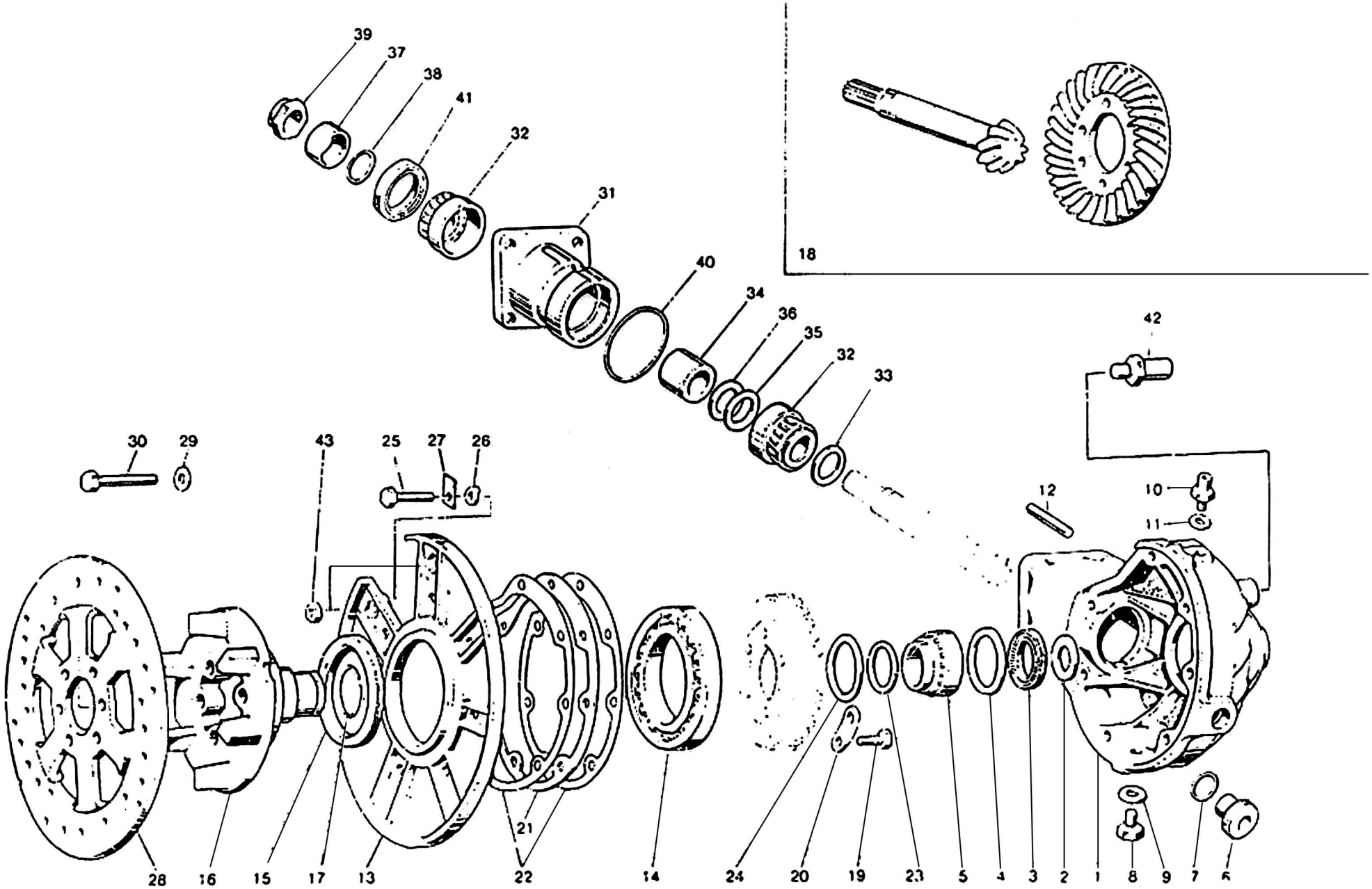
39
37
38
41
32
31
40
34
36
35
32
33
42
30
29
43
25
27
26
12
10
11
28
16
15
17
13
22
21
14
24
20
19
23
5
4
3
2
1
8
9
7
6
18

B14

TRASMISSIONE POSTERIORE REAR TRANSMISSION	TRANSMISSION AR HINT. KRAFTÜBERTRAGUNG	Tavola - Drawing Table - Bild 12

NOTE NOTES NOTES MARKE	POS. N	N° COD CODE No No CODE CODE Nr.	Q.tà Qty Qte Mge	DENOMINAZIONE	DESCRIPTION	DESIGNATION	BEZEICHNUNG
	1	19 35 03 20	1	Scatola trasmissione nuda	Transmission housing	Carter de transmission	Kubertragungsgehause
	2	19 35 19 00	1	Rondella di spallamento	Washer	Rondelle	Scheibe
	3	90 40 35 47	1	Anello di tenuta	Seal ring	Bague d'étanchéité	Dichtring
	4	19 35 11 00	1	Rondella di spallamento	Washer	Rondelle	Scheibe
	5	92 25 22 35	1	Cuscinetto a rulli	Roller bearing	Roulement à rouleaux	Rollenlager
	6	19 35 12 00	1	Tappo livello olio	Oil level plug	Bouchon d'huile	Ölstandpfropfen
	7	90 70 62 03	1	Guarnizione	Gasket	Joint	Dichtung
	8	95 98 02 12	1	Tappo scarico olio	Oil drain plug	Bouchon de vidange huile	Ölablasschraube
	9	10 52 89 00	1	Rondella alluminio	Washer	Rondelle	Scheibe
	10	19 20 65 01	1	Tappo sfiato completo	Breather assy	Reniflard complet	Entluftungsschlauch
	11	10 52 89 00	1	Guarnizione	Gasket	Joint	Dichtung
	12	96 50 80 45	4	Prigioniero	Stud bolt	Goujon	Stiftschraube
	13	19 35 04 01	1	Coperchio	Cover	Couvercle	Deckel
	14	92 20 10 70	1	Cuscinetto a sfere	Ball bearing	Roulement a billes	Kugellager
	15	90 40 75 90	1	Anello di tenuta	Seal ring	Bague d'étanchéité	Dichtring
	16	19 35 14 01	1	Perno	Pin	Goujon	Stift
	17	90 35 30 30	1	Anello di fermo	Retaining ring	Bague d'arrêt	Sperring
	18	19 35 46 20	1	Coppia conica (Z = 8/31)	Bevel gear (Z = 8/31)	Couple conique (Z = 8/31)	Tellerradsatz (Z = 8/31)
	19	12 06 77 01	6	Vite fissaggio corona	Screw	Vis	Schraube
	20	19 35 64 00	3	Piastrina di sicurezza	Lock plate	Plaquette frein	Schliessblech
	21	19 35 54 00	1	Spessore di regolazione mm 0,8	Shim mm 0.8	Cale d'épaisseur mm 0,8	Ausgleichscheibe mm 0,8
	21	19 35 54 02	1	Spessore di regolazione mm 0,9	Shim mm 0.9	Cale d'épaisseur mm 0.9	Ausgleichscheibe mm 0.9
	21	19 35 54 04	1	Spessore di regolazione mm 1	Shim mm 1	Cale d'épaisseur mm 1	Ausgleichscheibe mm 1
	21	19 35 54 06	1	Spessore di regolazione mm 1,1	Shim mm 1.1	Cale d'épaisseur mm 1,1	Ausgleichscheibe mm 1.1
	21	19 35 54 08	1	Spessore di regolazione mm 1,2	Shim mm 1.2	Cale d'épaisseur mm 1,2	Ausgleichscheibe mm 1.2
	21	19 35 54 10	1	Spessore di regolazione mm 1,3	Shim mm 1.3	Cale d'épaisseur mm 1,3	Ausgleichscheibe mm 1.3
	21	19 35 54 11	1	Spessore di regolazione mm 1,4	Shim mm 1.4	Cale d'épaisseur mm 1,4	Ausgleichscheibe mm 1.4
	21	19 35 54 12	1	Spessore di regolazione mm 1,5	Shim mm 1.5	Cale d'épaisseur mm 1,5	Ausgleichscheibe mm 1.5
	21	19 35 54 13	1	Spessore di regolazione mm 1,6	Shim mm 1.6	Cale d'épaisseur mm 1,5	Ausgleichscheibe mm 1.6
	22	19 35 07 00	2	Guarnizione	Gasket	Joint	Dichtung
	23	19 35 23 00	1	Rondella di rasamento	Washer	Rondelle	Scheibe
	24	19 35 35 00	1	Rondella di rasamento	Washer	Rondelle	Scheibe
	25	98 05 44 25	7	Vite fissaggio coperchio	Screw	Vis	Schraube
	26	61 27 03 00	7	Rosetta elastica ondulata	Tooth washer	Rondelle dentée	Zahnscheibe
	27	95 18 70 08	7	Piastrina di sicurezza	Lock plate	Plaquette frein	Schliessblech
	28	19 63 57 35	1	Disco freno posteriore	Rear brake disc	Disque frein AR	Hint. Bremsescheibe
	29	14 61 59 01	6	Rondella di sicurezza	Washer	Rondelle	Scheibe
	30	98 05 44 18	6	Vite fissaggio disco	Screw	Vis	Schraube
	31	19 35 24 01	1	Custodia	Flange	Flasque	Flansch
	32	92 24 92 20	2	Cuscinetto a rulli	Roller bearing	Roulement à rouleaux	Rollenlager

B15

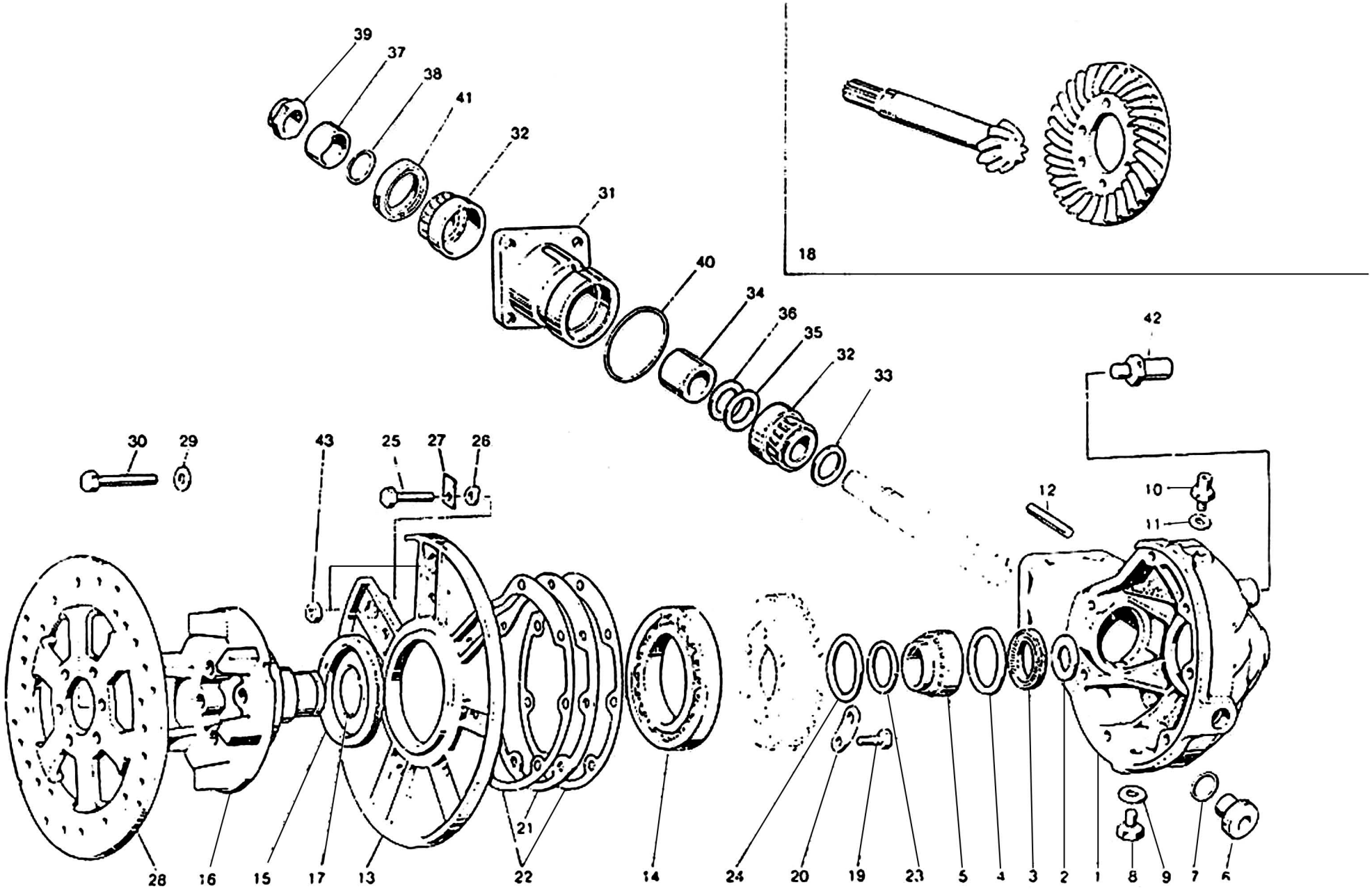
39
37
38
41
32
31
40
34
36
35
32
33
42
30
29
43
25
27
26
12
10
11
28
16
15
17
13
21
22
14
24
20
19
23
5
4
3
2
1
8
9
7
6
18

TRASMISSIONE POSTERIORE REAR TRANSMISSION	TRANSMISSION AR HINT. KRAFTÜBERTRAGUNG	Tavole - Drawing Table - Bild 12

NOTE NOTES NOTES MARKE	POS. N.	N. COD. CODE No. N.. CODE CODE Nr.	Q.tà Q ty Q.té M ço	DENOMINAZIONE	DESCRIPTION	DESIGNATION	BEZEICHNUNG
	33	19 35 53 00	1-2	Spessore per pignone mm 1	Pinion shim mm 1	Cale d'épaisseur mm 1	Ausgleichscheibe mm 1
	33	19 35 53 01	1-2	Spessore per pignone mm 1,1	Pinion shim mm 1.1	Cale d'épaisseur mm 1,1	Ausgleichscheibe mm 1,1
	33	19 35 53 02	1-2	Spessore per pignone mm 1,2	Pinion shim mm 1.2	Cale d'épaisseur mm 1,2	Ausgleichscheibe mm 1,2
	33	19 35 53 03	1-2	Spessore per pignone mm 1,3	Pinion shim mm 1.3	Cale d'épaisseur mm 1,3	Ausgleichscheibe mm 1,3
	33	19 35 53 04	1-2	Spessore per pignone mm 1,4	Pinion shim mm 1.4	Cale d'épaisseur mm 1,4	Ausgleichscheibe mm 1,4
	33	19 35 53 05	1-2	Spessore per pignone mm 1,5	Pinion shim mm 1.5	Cale d'épaisseur mm 1,5	Ausgleichscheibe mm 1,5
	33	19 35 53 06	1-2	Spessore per pignone mm 1,6	Pinion shim mm 1.6	Cale d'épaisseur mm 1,6	Ausgleichscheibe mm 1,6
	33	19 35 53 07	1-2	Spessore per pignone mm 1,7	Pinion shim mm 1.7	Cale d'épaisseur mm 1,7	Ausgleichscheibe mm 1,7
	33	19 35 53 08	1-2	Spessore per pignone mm 1,8	Pinion shim mm 1.8	Cale d'épaisseur mm 1,8	Ausgleichscheibe mm 1,8
	33	19 35 53 09	1-2	Spessore per pignone mm 1,9	Pinion shim mm 1.9	Cale d'épaisseur mm 1,9	Ausgleichscheibe mm 1,9
	34	19 35 51 00	1	Distanziale	Spacer	Entretoise	Distanzstück
	35	19 35 52 00	1-2	Rosetta regolazione mm 0,1	Shim mm 0,1	Rondelle d'ajust. mm 0,1	Passcheibe mm 0,1
	36	19 35 52 02	1-11	Rosetta regolazione mm 0,15	Shim mm 0.15	Rondelle d'ajust. mm 0,15	Passcheibe mm 0,15
	37	19 35 68 01	1	Distanziale	Spacer	Entretoise	Distanzstück
	38	90 70 61 88	1	Anello di tenuta	Seal ring	Bague d'étanchéité	Dichtring
	39	19 35 67 00	1	Dado bloccaggio	Nut	Ecrou	Mutter
	40	90 70 65 52	1	Guarnizione	Gasket	Joint	Dichtung
	41	90 40 32 47	1	Anello di tenuta	Seal ring	Bague d'étanchéité	Dichtring
	42	19 55 52 00	1	Perno fissaggio sospensione	Pin	Goujon	Stift
	43	92 60 22 08	2	Dado	Nut	Ecrou	Mutter

C1

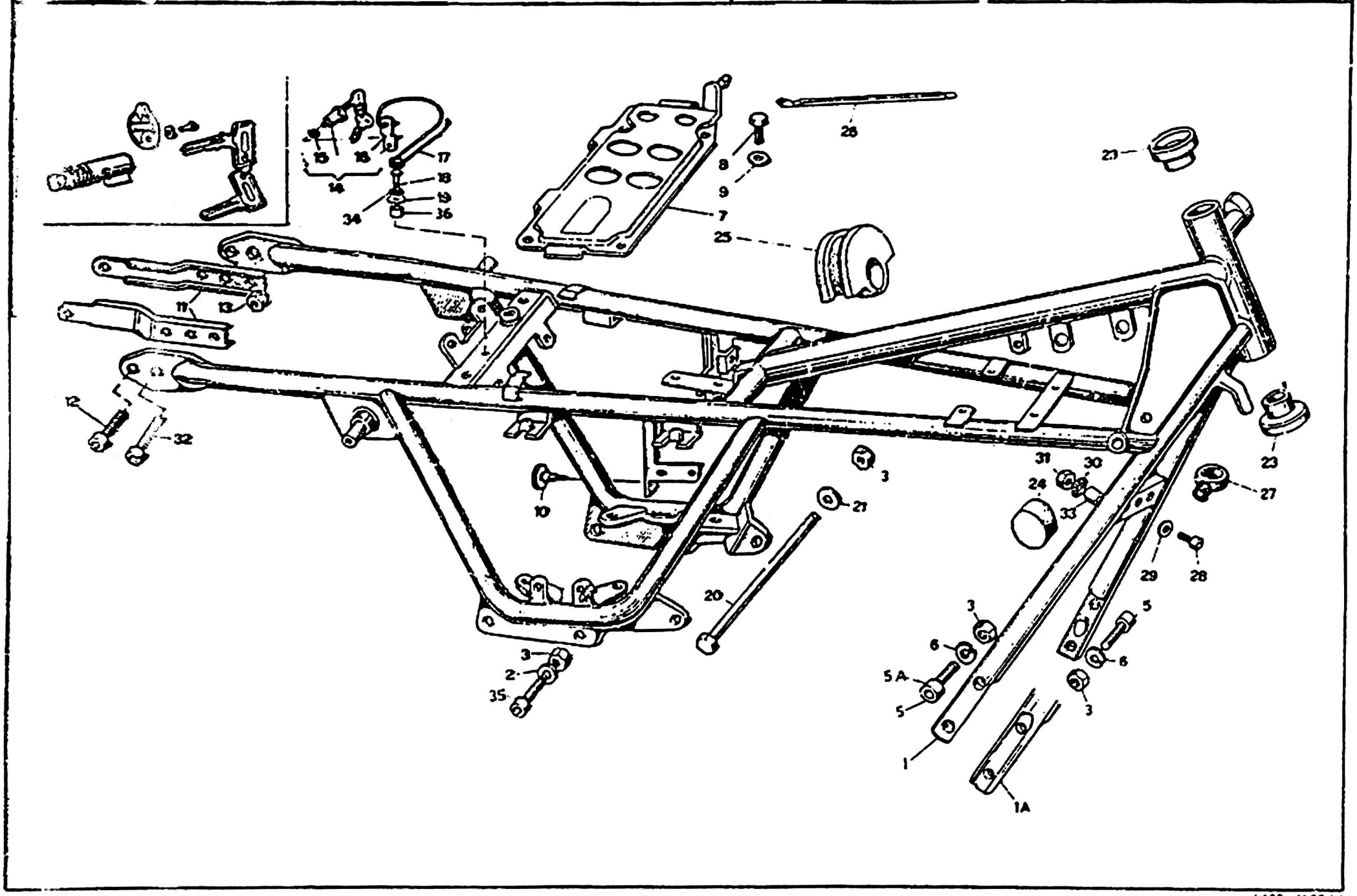
26
23
8
9
7
25
17
18
19
36
34
15
16
14
11
13
12
32
10
3
21
20
31
30
24
33
27
29
28
5
6
5A
1
1A
2
35

C2

TELAIO FRAME	CHASSIS RAHMEN	Tavola - Drawing Table - Bild 13

NOTE NOTES NOTES MARKE	POS N	N COD CODE No No CODE CODE Nr	Q.ta Q.ty Q.te Menge	DENOMINAZIONE	DESCRIPTION	DESIGNATION	BEZEICHNUNG
	1	19 40 01 80	1	Telaio completo	Frame, assy	Châssis complet	Rahmen, kpl
	x 1A	19 40 01 85	1	Telaio completo	Frame, assy	Châssis complet	Rahmen, kpl
	2	95 00 42 10	2	Rondella	Washer	Rondelle	Scheibe
	3	92 60 22 10	7	Dado	Nut	Ecrou	Mutter
	4	19 78 25 20	1	Antifurto con chiavi	Anti-theft with keys	Antivol avec clés	Diebstahlschutz mit Schl
	5	98 62 25 22	4	Vite (L = 22 mm)	Screw (L = 22 mm)	Vis (L = 22 mm)	Schraube (L = 22 mm)
	x 5A	98 62 25 25	4	Vite (L = 25 mm)	Screw (L = 25 mm)	Vis (L = 25 mm)	Schraube (L = 25 mm)
	6	95 12 01 05	4	Rondella elastica	Spring washer	Rondelle elastique	Federscheibe
	7	19 41 82 00	1	Piastra porta batteria	Plate	Plaque	Platte
	8	98 05 44 18	4	Vite	Screw	Vis	Schraube
	9	95 00 42 08	4	Rosetta piana	Washer	Rondelle	Scheibe
	10	19 70 59 00	4	Tappo	Plug	Bouchon	Stopfen
	11	19 43 91 80	2	Supporto parafango posteriore	Rear fender bracket	Support d'aile AR	Hint. Kotflugelstutze
	12	98 82 24 20	2	Vite	Screw	Vis	Schraube
	13	92 63 05 08	4	Dado autobloccante	Self-locking nut	Ecrou a autoblocage	Hutmutter
	14	19 46 87 80	1	Serratura completa per sella	Lock complete	Serrure complete	Schloss, kpl
	15	19 10 49 50	1	Fascetta elastica a lamelle	Spring clamp	Collier elastique	Federschelle
	16	66 10 50 00	1	Piastrino	Plate	Plaque	Platte
	17	19 46 18 80	1	Molla per chiusura sella	Spring	Ressort	Feder
	18	98 05 43 18	1	Vite fissaggio molla	Screw	Vis	Schraube
	19	95 10 01 41	1	Rosetta	Washer	Rondelle	Scheibe
	20	98 11 01 90	1	Tirante	Tie rod	Tirant	Zugstange
	21	95 00 42 10	1	Rondella	Washer	Rondelle	Scheibe
	23	39 51 50 00	2	Calotta	Cap	Couvercle	Deckel
	24	39 10 34 00	2	Gommino	Rubber	Caoutchouc	Gummistuck
	25	14 10 71 00	1	Tampone centrale	Rubber buffer	Tampon en caoutchouc	Gummipuffer
	26	14 60 96 50	1	Fascetta	Clamp	Collier	Schelle
	27	19 43 65 00	1	Occhiello	Screw eye	Oeillet	Anschlussose
	28	98 83 04 30	1	Vite	Screw	Vis	Schraube
	29	95 00 02 08	1	Rondella piana	Washer	Rondelle	Scheibe
	30	95 02 11 08	1	Rondella elastica ondulata	Tooth washer	Rondelle elastique	Federscheibe
	31	92 60 22 08	1	Dado	Nut	Ecrou	Mutter
	32	98 82 24 25	2	Vite	Screw	Vis	Schraube
	33	91 18 10 16	1	Distanziale	Spacer	Entretoise	Distanzstuck
	34	95 02 11 06	1	Rosetta dentellata	Tooth washer	Rondelle centre	Zahnscheibe
	35	98 05 25 55	2	Vite	Screw	Vis	Schraube
	36	91 18 07 06	1	Distanziale per molla	Spacer	Entretoise	Distanzstuck

x Particolare fornito fino ad esaurimento - Available item until stocks are finished
Pièce fournie jusqu'à épuisement du stock - Lieferbar Teil bis Ende der Lagervorräte

C3

CULLA TELAIO - PEDANE - CAVALLETTO FRAME - FOOT REST - STAND	CHASSIS - REPOSE-PIEDS - BEQUILLE RAHMEN - FUSSRASTE - STÄNDER		Tavola - Drawing Table - Bild **14**

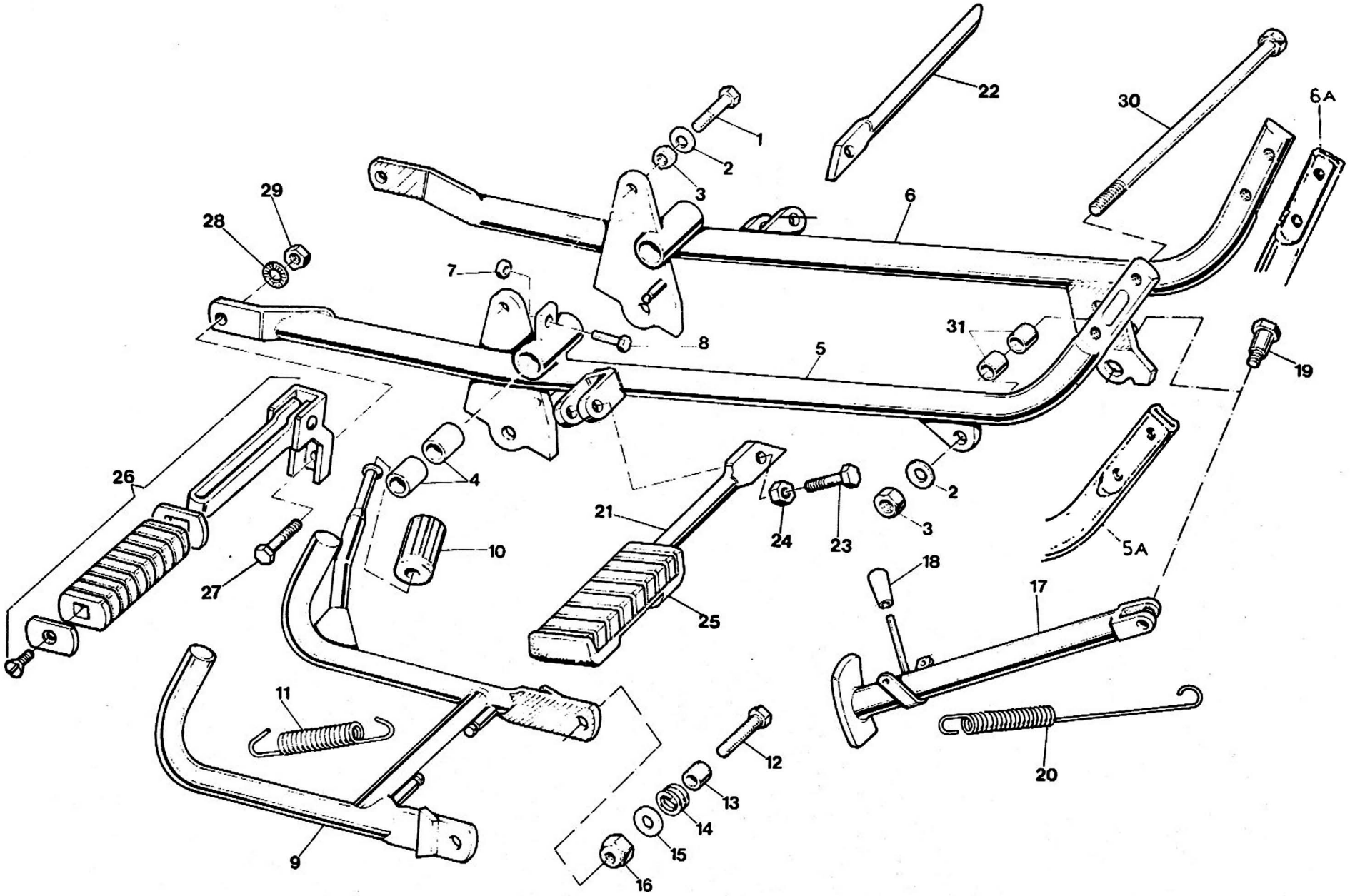

C4

CULLA TELAIO - PEDANE - CAVALLETTO FRAME - FOOT REST - STAND	CHASSIS - REPOSE-PIEDS - BEQUILLE RAHMEN - FUSSRASTE - STÄNDER	Tavola - Drawing Table - Bild	14

NOTE NOTES NOTES MARKE	POS. N.	N. COD. CODE No. No CODE CODE Nr	Q.ta Qty Qte Mge	DENOMINAZIONE	DESCRIPTION	DESIGNATION	BEZEICHNUNG
	1	98 05 25 65	2	Vite lunga	Long screw	Vis longue	Lange Schraube
	2	95 00 42 10	3	Rondella	Washer	Rondelle	Scheibe
	3	92 60 22 10	3	Dado	Nut	Ecrou	Mutter
	4	18 25 20 50	4	Boccola	Bush	Douille	Buchse
	5	19 42 03 00	1	Braccio culla destro	R.H. arm	Bras D	Arm. R
x	5A	19 42 03 20	1	Braccio culla destro	R.H. arm	Bras D	Arm. R
	6	19 42 21 00	1	Braccio culla sinistro	L.H. arm	Bras G	Arm. L
x	6A	19 42 21 20	1	Braccio culla sinistro	L.H. arm	Bras G	Arm. L
	7	92 60 22 06	1	Dado	Nut	Ecrou	Mutter
	8	98 05 43 22	1	Vite registro	Adjusting screw	Vis de reglage	Einstellschraube
	9	19 43 03 05	1	Cavalletto	Stand	Béquille	Ständer
	10	13 43 26 40	1	Pedalino in gomma	Rubber foot rest	Caoutchouc de rep.-pieds	Fussrastegummi
	11	12 43 40 01	2	Molla	Spring	Ressort	Feder
	12	98 05 45 30	2	Vite	Screw	Vis	Schraube
	13	91 18 11 14	2	Distanziale	Spacer	Entretoise	Distanzstuck
	14	94 32 22 15	1	Molla	Spring	Ressort	Feder
	15	95 00 02 10	2	Ranella	Washer	Rondelle	Scheibe
	16	92 63 05 10	2	Dado	Nut	Ecrou	Mutter
	17	19 43 20 00	1	Puntone laterale	Side bar	Tirant latéral	Seitenstange
	18	19 43 30 00	1	Gommino	Rubber	Caoutchouc	Gummistuck
	19	99 10 51 29	1	Perno	Pin	Goujon	Stift
	20	19 43 40 00	2	Molla	Spring	Ressort	Feder
	21	39 44 07 00	1	Tubo destro portapedana	R.H. pipe	Tuyau D	Rohr, R
	22	39 44 18 00	1	Tubo sinistro portapedana	L.H. pipe	Tuyau G	Rohr, L
	23	98 82 04 30	2	Vite	Screw	Vis	Schraube
	24	92 60 22 08	2	Dado	Nut	Ecrou	Mutter
	25	39 44 32 00	2	Pedana in gomma anteriore	Front foot rest, rubber	Caoutch. de rep.-pieds AV	Vord Fussrastegummi
	26	61 44 23 00	2	Pedana appoggiapiedi posteriore	Rear foot rest arm	Bras de repose-pieds AR	Hint Fussrastearm
	27	98 05 45 22	2	Vite	Screw	Vis	Schraube
	28	95 02 11 10	2	Rosetta dentellata	Shakery washer	Rondelle dentee	Zahnscheibe
	29	92 60 24 10	2	Dado	Nut	Ecrou	Mutter
	30	53 42 95 00	1	Tirante	Bolt	Boulon	Bolzen
	31	19 01 70 00	2	Distanziale	Spacer	Entretoise	Distanzstuck

x Particolari validi per telaio codice N. 19 40 01 85 - Items valid for frame code No. 19 40 01 85
Pièces valables pour châssis Nr. code 19 40 01 85 - Teile gültig für Rahmen Code Nr. 19 40 01 85

C5

CARROZZERIA BODY	CARROSSERIE KAROSSERIE		Tavola - Drawing Table - Bild	15

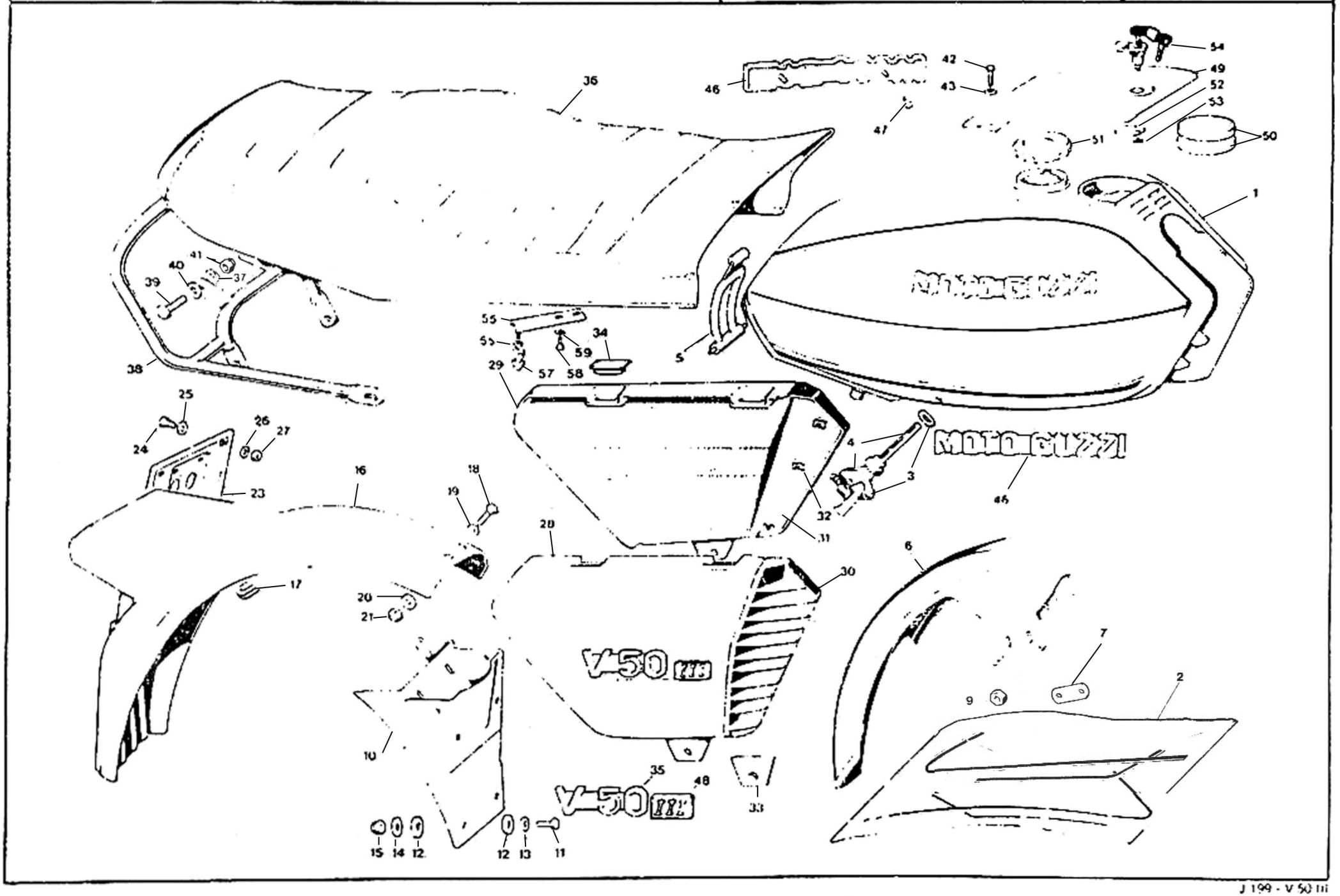

C6

CARROZZERIA BODY	CARROSSERIE KAROSSERIE					Tavola - Drawing Table - Bild 15
NOTE NOTES NOTEN MARKE	POS N	N CODE CODE No No CODE CODE N°	Qtà Qty Qte Menge	DENOMINAZIONE	DESCRIPTION	DESIGNATION
	1	19 10 02 80	1	Serbatoio (rosso)	Fuel tank (red)	Reservoir (rouge)
	1	19 10 02 81	1	Serbatoio (grigio chiaro)	Fuel tank (light grey)	Reservoir (gris clair)
	1	19 10 02 82	1	Serbatoio (marrone metallizzato)	Fuel tank (metallized brown)	Reservoir (marron metallisé)
	2	19 92 33 80	1	Serie decalcomanie (per colore marrone-rosso)	Decal set (brown-red mod.)	Jeu de decalcomanies (marron-rouge mod.)
	2	19 92 33 81	1	Serie decalcomanie (per colore grigio)	Decal set (grey mod.)	Jeu de decalcomanies (gris mod.)
	3	65 10 54 00	1	Rubinetto destro	R.H. fuel tap	Robinet D
	4	65 10 54 01	1	Rubinetto sinistro	L.H. fuel tap	Robinet G
	5	19 10 27 50	1	Tirante	Rod	Tirant
	6	19 43 44 05	1	Parafango anteriore (rosso)	Front fender (red)	Aile AV (rouge)
	6	19 43 44 06	1	Parafango anteriore (grigio chiaro)	Front fender (light grey)	Aile AV (gris clair)
	6	19 43 44 09	1	Parafango anteriore (marrone metallizzato)	Front fender (metallized brown)	Aile AV (marron metallisé)
	7	19 43 66 00	2	Piastrino per parafango anteriore	Plate	Plaque
	9	92 60 22 08	4	Dado	Nut	Ecrou
	10	19 43 87 35	1	Paraspruzzi	Wheelshield	Cache-roue
	11	98 05 43 20	4	Vite	Screw	Vis
	12	93 11 00 60	10	Spessore in gomma	Rubber spacer	Entretoise en caoutchouc
	13	95 00 02 06	4	Rosetta piana	Washer	Rondelle
	14	95 10 01 41	4	Rosetta piana	Washer	Rondelle
	15	92 63 01 06	4	Dado autobloccante	Self-locking nut	Ecrou à autobloquage
	16	19 43 70 81	1	Parafango posteriore (rosso)	Rear fender (red)	Aile AR (rouge)
	16	19 43 70 82	1	Parafango posteriore (grigio chiaro)	Rear fender (light grey)	Aile AR (gris clair)
	16	19 43 70 83	1	Parafango posteriore (marrone metallizzato)	Rear fender (metallized brown)	Aile AR (marron metallisé)
	17	19 74 88 80	1	Gommino passacavo	Rubber grommet	Guide-cable
	18	98 05 43 14	2	Vite	Screw	Vis
	19	95 00 42 06	2	Rondella	Washer	Rondelle
	20	95 10 01 21	2	Rondella	Washer	Rondelle
	21	92 63 01 06	2	Dado	Nut	Ecrou
	23	39 47 46 00	1	Piastra portatarga	Number pl. holder plate	Plaque porte-plaque
	24	98 20 04 08	4	Vite	Screw	Vis
	25	95 00 02 04	4	Rondella piana	Washer	Rondelle
	26	95 12 90 80	4	Rondella ondulata	Washer	Rondelle
	27	92 60 20 04	4	Dado	Nut	Ecrou
	28	19 47 62 81	1	Coperchio destro (rosso)	R.H. cover (red)	Couvercle D (rouge)
	28	19 47 62 82	1	Coperchio destro (grigio chiaro)	R.H. cover (light grey)	Couvercle D (gris clair)

C7

CARROZZERIA BODY	CARROSSERIE KAROSSERIE		Tavola - Drawing Table - Bild	15

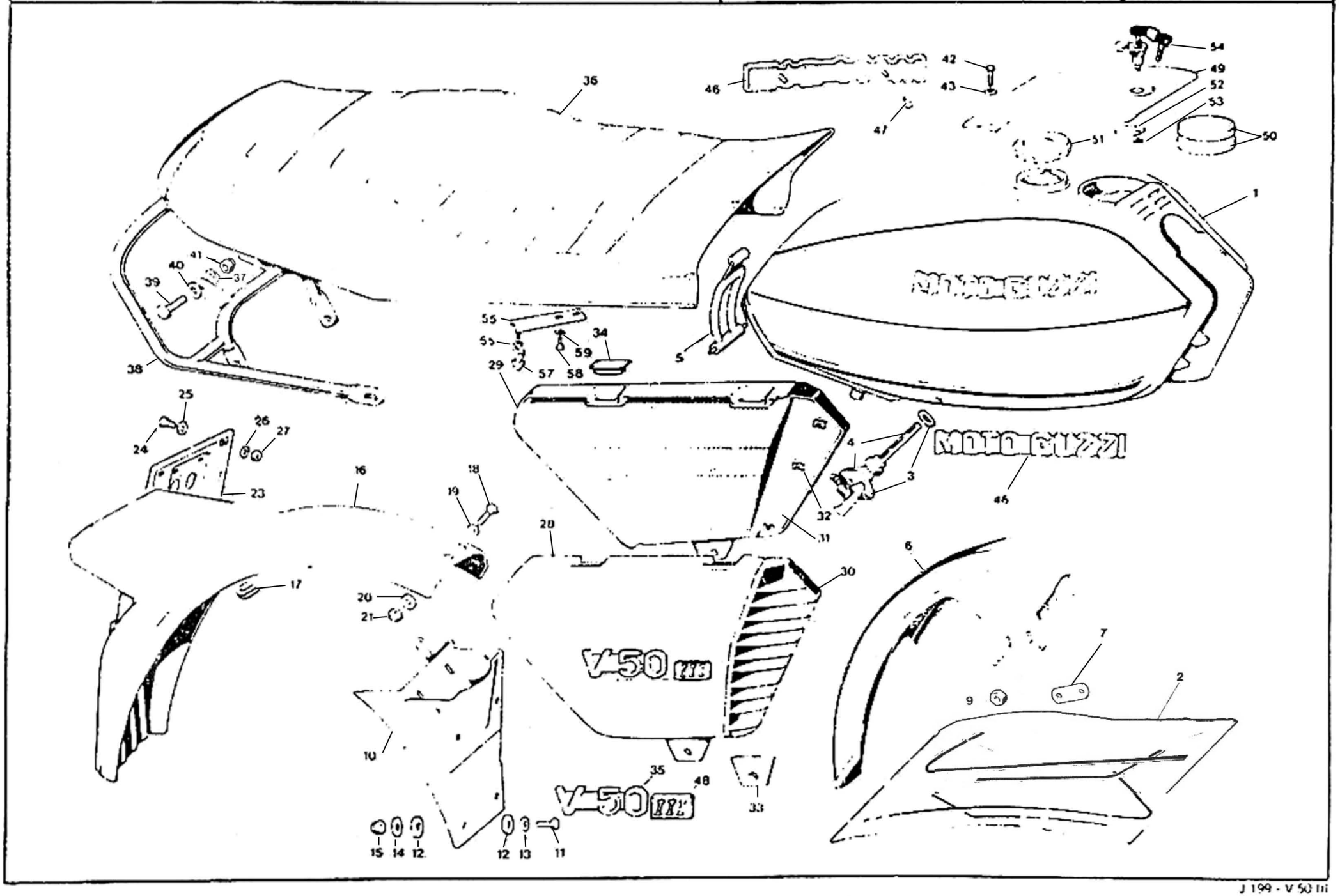

C8

CARROZZERIA BODY	CARROSSERIE KAROSSERIE					Tavola - Drawing Table - Bild 15
NOTE NOTES NOTES MARKE	POS N°	N COD CODE No No CODE CODE N°	Qtà Qty Qte. Menge	DENOMINAZIONE	DESCRIPTION	DENOMINATION	BEZEICHNUNG
	28	19 47 62 83	1	Coperchio destro (marrone metallizzato)	R.H. cover (metallized brown)	Couvercle D (marron metallisé)	Deckel R (Metallisiertbraun)
	29	19 47 63 81	1	Coperchio sinistro (rosso)	L.H. cover (red)	Couvercle G (rouge)	Deckel L (rot)
	29	19 47 63 82	1	Coperchio sinistro (grigio chiaro)	L.H. cover (light grey)	Couvercle G (gris clair)	Deckel L (hell-grau)
	29	19 47 63 83	1	Coperchio sinistro (marrone metallizzato)	L.H. cover (metallized brown)	Couvercle G (marron metallisé)	Deckel L (Metallisiertbraun)
	30	19 47 81 50	1	Griglia destra	R.H. cover grill	Grille D	Deckelgrill R
	31	19 47 82 50	1	Griglia sinistra	L.H. cover grill	Grille G	Deckelgrill L
	32	39 92 22 00	14	Piastrina a pressione	Plate	Plaque	Platte
	33	19 47 85 50	2	Settore elastico	Flexible spacer ring	Entretoise elastique	Elast. Distanzring
	34	19 47 8[illegible] 50	4	Gommino	Rubber	Caoutchouc	Gummistück
	35	19 92 20 51	2	Marchio per coperchi	Mark	Marque	Marke
	36	19 46 05 80	1	Sella completa	Saddle, complete	Selle complete	Sattel, kpl
	37	61 27 03 00	2	Rosetta elastica	Spring washer	Rondelle elastique	Federscheibe
	38	19 48 43 80	1	Maniglia	Handgrip	Poignee	Handgriff
	39	98 05 44 20	2	Vite	Screw	Vis	Schraube
	40	95 00 92 08	2	Rondella piana	Washer	Rondelle	Scheibe
	41	92 63 01 08	2	Dado autofrenante	Nut	Ecrou	Mutter
	42	98 05 42 10	2	Vite	Screw	Vis	Schraube
	43	95 12 91 00	2	Rosetta	Washer	Rondelle	Scheibe
	46	14 91 73 00	2	Marchio per serbatoio	Mark	Marque	Marke
	47	14 10 51 00	4	Fermaglio	Fastener clip	Agrafe	Klammer
	48	19 92 20 80	2	Marchio per coperchi	Mark	Marque	Marke
	49	19 10 40 06	1	Coperchio tappo serbatoio (rosso)	Cover (red)	Couvercle (rouge)	Deckel (rot)
	49	19 10 40 07	1	Coperchio tappo serbatoio (grigio chiaro)	Cover (light grey)	Couvercle (gris clair)	Deckel (hell-grau)
	49	19 10 40 80	1	Coperchio tappo serbatoio (marrone metallizzato)	Cover (metallized brown)	Couvercle (marron metallisé)	Deckel (Metallisiertbraun)
	50	19 10 43 36	1	Gommino appoggio coperchio	Rubber	Caoutchouc	Gummistück
	51	14 10 39 55	1	Tappo serbatoio carburante	Plug	Bouchon	Stopfen
	52	18 10 50 01	1	Chiavistello	Latch	Verrou	Drücker
	53	19 10 49 50	1	Fascetta elastica a lamella	Spring clamp	Collier elastique	Federschelle
	54	14 10 44 55	1	Serratura con chiavi per coperchio tappo serbatoio	Lock with keys	Serrure avec clés	Schloss mit Schlüssel
	55	19 46 13 80	1	Staffa per perno fissaggio sella	Rod	Tige	Stange
	56	92 60 24 06	1	Dado per perno	Nut	Ecrou	Mutter
	57	19 46 29 81	1	Perno chiusura sella	Pin	Goujon	Stift
	58	98 62 22 10	2	Vite fissaggio staffa	Screw	Vis	Schraube
	59	95 10 00 59	2	Rosetta	Washer	Rondelle	Scheibe
	—	897 392 101	—	Kg 1 vernice (rosso)	1 kg paint (red)	Kg 1 peinture (rouge)	1 kg Farbe (rot)
	—	897 393 310	—	Kg 1 vernice (grigio chiaro)	1 kg paint (light grey)	Kg 1 peinture (gris clair)	1 kg Farbe (hell-grau)
	—	897 393 373	—	Kg 1 vernice (marrone metallizzato)	1 kg paint (metall. brown)	Kg 1 peinture (marron met.)	1 kg Farbe (Metall. braun)

C9

SOSPENSIONI ANTERIORE E POSTERIORE FRONT AND REAR SUSPENSIONS	SUSPENSIONS AV ET AR VORD[redacted]NTERRADAUFHÄNGUNG		Tavola - Drawing Table - Bild **16**

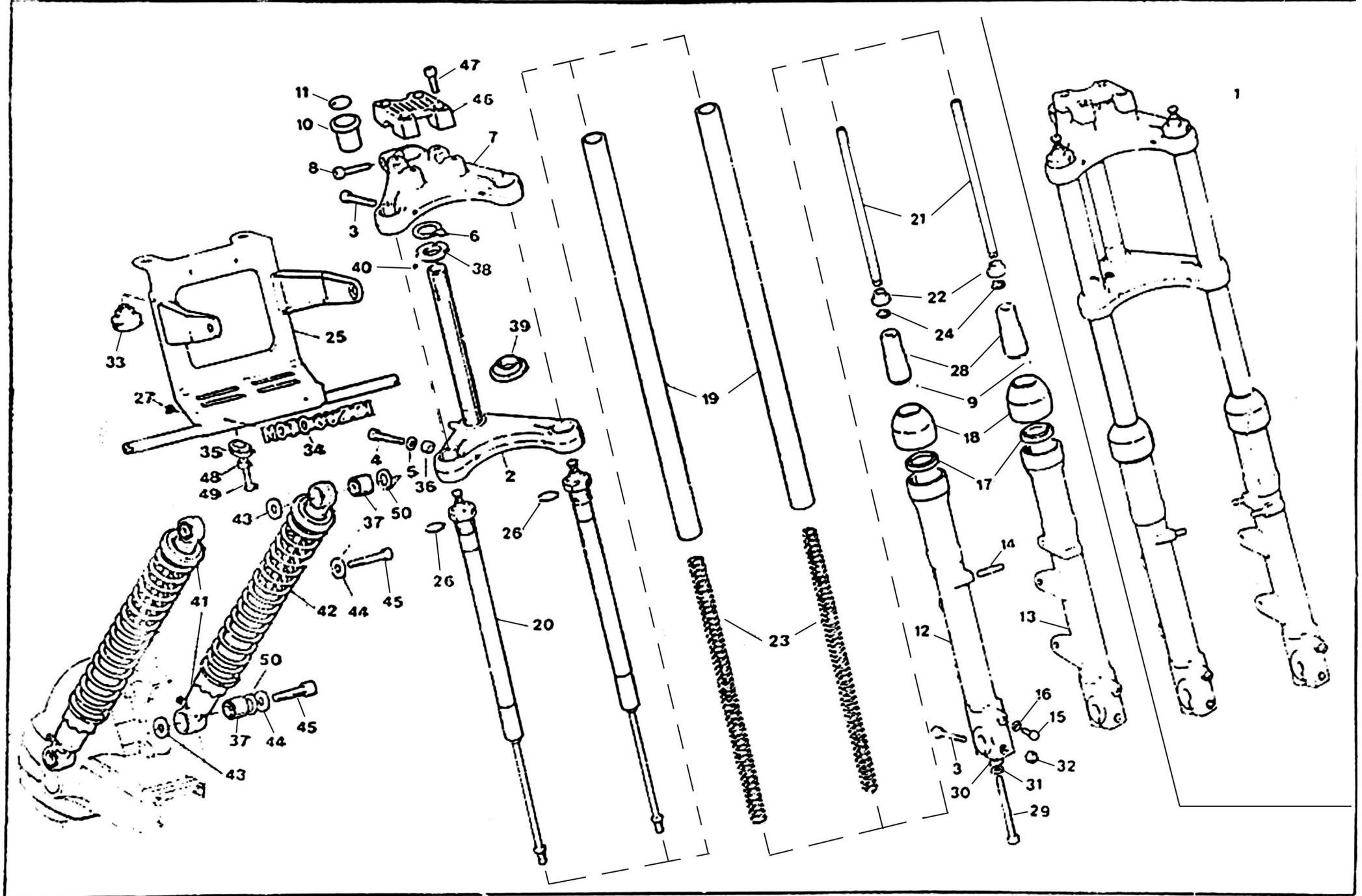

C10

SOSPENSIONI ANTERIORE E POSTERIORE — **SUSPENSIONS AV ET AR**
FRONT AND REAR SUSPENSIONS — **VORD.- HINTERRADAUFHÄNGUNG**

Tavola - Drawing
Table - Bild **16**

NOTE NOTES NOTES MARKE	POS. N.	N. COD. CODE No. No. CODE CODE Nr.	Q.tà Q.ty Q.te M ge	DENOMINAZIONE	DESCRIPTION	DESIGNATION	BEZEICHNUNG
	1	19 49 02 80	1	Forcella senza foderi	Fork without stay tube	Fourche sans tuyau étai	Gabel ohne Stutzrohr
	2	19 49 40 00	1	Base forcella	Fork yoke	Chape de fourche	Gabeluntersatz
	3	98 62 05 40	4	Vite	Screw	Vis	Schraube
	4	98 62 05 55	2	Vite	Screw	Vis	Schraube
	5	95 00 42 10	2	Rosetta	Washer	Rondelle	Scheibe
	6	62 49 32 00	1	Rondella di fermo	Washer	Rondelle	Scheibe
	7	39 49 31 01	1	Testa per forcella	Fork	Tête de fourche	Gabelkopf
	8	98 62 04 35	1	Vite	Screw	Vis	Schraube
	9	95 51 03 08	2	Grano di riferimento	Dowel	Goujon	Zapfen
	10	17 51 66 00	1	Bussola bloccasterzo	Bush	Douille	Buchse
	11	17 51 77 00	1	Marchio per bussola	Mark	Marque	Marke
	12	19 52 26 00	1	Gambale destro	R.H. sleeve	Chemise D	Laufbuchse, R
	13	19 52 25 00	1	Gambale sinistro	L.H. sleeve	Chemise G	Laufbuchse, L
	14	96 50 80 21	4	Prigioniero	Stud bolt	Goujon	Stiftschraube
	15	98 52 03 12	2	Vite scarico olio	Oil drain screw	Vis de vidange huile	Ölablasschraube
	16	95 10 01 16	2	Rondella alluminio	Washer	Rondelle	Scheibe
	17	90 40 32 43	2	Anello di tenuta	Seal ring	Bague d'étanchéite	Dichtring
	18	53 52 45 40	2	Custodia gambali	Dust guard	Cache poussière	Schmutzfänger
	19	39 52 54 01	2	Braccio per forcella	Fork arm	Bras pour fourche	Gabelarm
	20	19 52 64 80	2	Ammortizzatore	Shock absorber	Amortisseur	Stossdämpfer
	21	19 52 78 80	2	Tubo per asta	Pipe	Tuyau	Rohr
	22	53 52 79 40	2	Estremità per asta	Tube end	Embout	Rohrende
	23	19 52 66 00	2	Molla	Spring	Ressort	Feder
	24	90 27 10 12	2	Anello Seeger	Snap ring	Jonc d'arrêt	Seegerring
	25	19 57 47 80	1	Supporto per faro	Support	Support	Halter
	26	90 70 62 38	2	Anello di tenuta	Seal ring	Bague d'étanchéite	Dichtring
	27	39 92 22 00	2	Piastrina a pressione	Plate	Plaque	Platte
	28	19 52 74 80	2	Elemento inferiore con grano	Lower element	Elément inférieur	Unt. Elemente
	29	98 62 04 80	2	Vite	Screw	Vis	Schraube
	30	12 15 42 00	2	Rondella	Washer	Rondelle	Scheibe
	31	95 00 42 08	2	Rosetta	Washer	Rondelle	Scheibe
	32	92 78 11 00	2	Dado cieco	Nut	Ecrou	Mutter
	33	19 57 41 80	2	Gommino appoggio supporto	Rubber	Caoutchouc	Gummistück
	34	19 92 34 80	1	Marchio per supporto	Mark	Marque	Marke
	35	19 57 38 80	1	Gommino per supporto	Rubber	Caoutchouc	Gummistück
	36	91 18 11 10	2	Distanziale	Spacer	Entretoise	Distanzstück
	37	14 55 16 55	4	Elemento elastico	Flexible element	Elément élastique	El. Element
	38	61 51 49 40	1	Calotta superiore	Upper cap	Chapeau supérieur	Oberkappe
	39	61 51 52 40	1	Calotta inferiore	Lower cap	Chapeau inférieur	Unterkappe
	40	92 29 57 04	44	Sfera	Ball	Bille	Kugel

C11

SOSPENSIONI ANTERIORE E POSTERIORE FRONT AND REAR SUSPENSIONS	SUSPENSIONS AV ET AR VORD[redacted]NTERRADAUFHÄNGUNG		Tavola - Drawing Table - Bild **16**

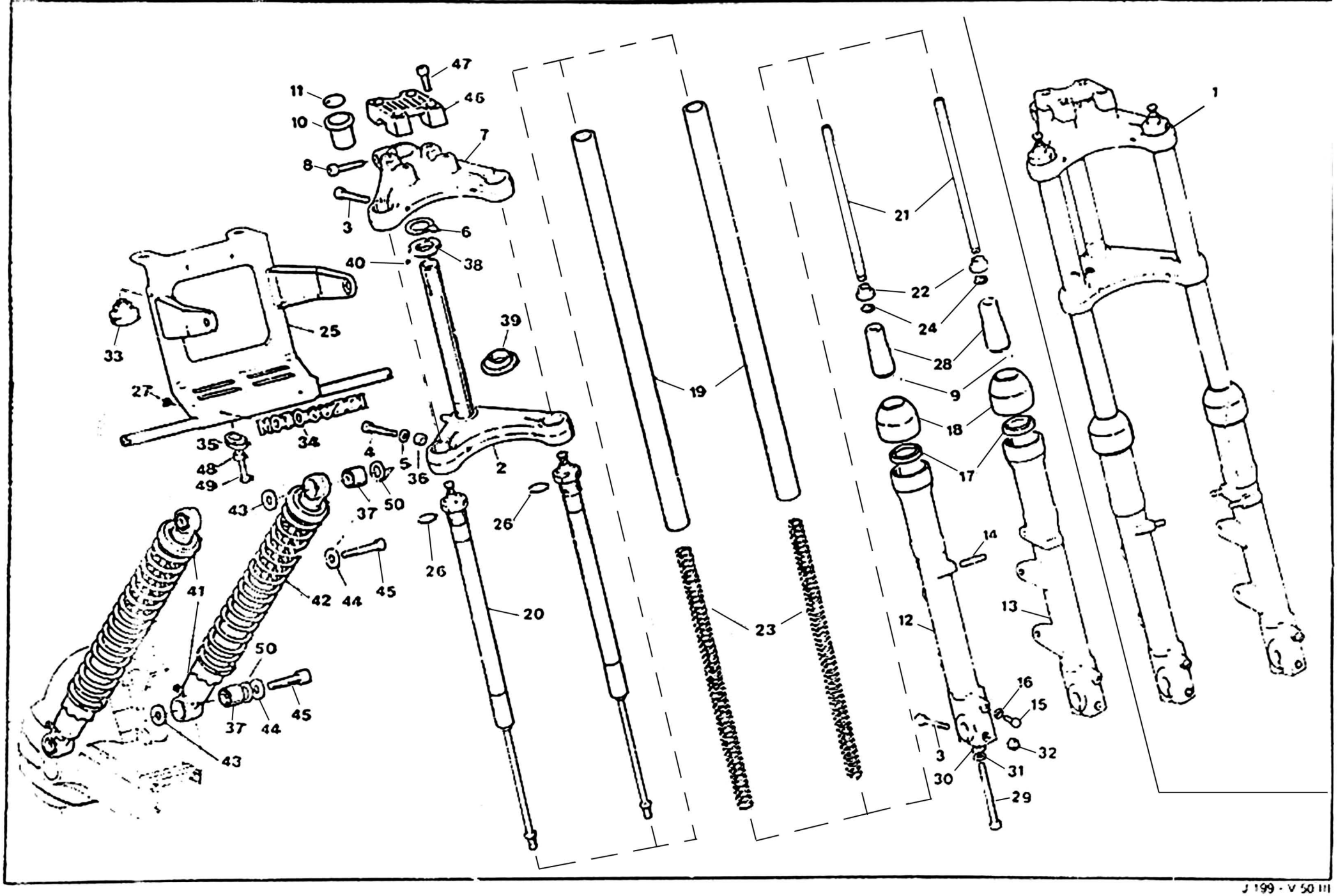

SOSPENSIONI ANTERIORE E POSTERIORE
FRONT AND REAR SUSPENSIONS

SUSPENSIONS AV ET AR
VORD.- HINTERRADAUFHÄNGUNG

Tavola - Drawing
Table - Bild
16

NOTE NOTES NOTES MARKE	POS N.	N. COD. CODE No No. CODE CODE Nr	Q.tà Q ty Q.té M ge	DENOMINAZIONE	DESCRIPTION	DESIGNATION	BEZEICHNUNG
	41	19 55 02 80	2	Sospensione posteriore	Rear suspension	Suspension AR	Hint Aufhangung
	42	19 55 23 80	2	Molla	Spring	Ressort	Feder
	43	95 00 42 15	4	Rondella interna	Inner washer	Rondelle interieure	Innenscheibe
	44	95 10 02 56	4	Rondella esterna	Outer washer	Rondelle exterieure	Aussenscheibe
	45	98 82 24 16	4	Vite fissaggio ammortizzatori	Screw	Vis	Schraube
	46	19 50 02 00	1	Morsetto fissaggio manubrio	Clamp	Collier	Schelle
	47	98 83 04 30	4	Vite	Screw	Vis	Schraube
	48	91 18 08 06	1	Distanziale	Spacer	Entretoise	Distanzstück
	49	98 32 80 22	1	Vite fissaggio supporto	Screw	Vis	Schraube
	50	95 10 05 24	4	Rosetta piana	Washer	Rondelle	Scheibe

RUOTA ANTERIORE E POSTERIORE FRONT AND REAR WHEEL	ROUE AV ET AR VORD. HINT[redacted]AD		Tavola - Drawing Table - Bild	17

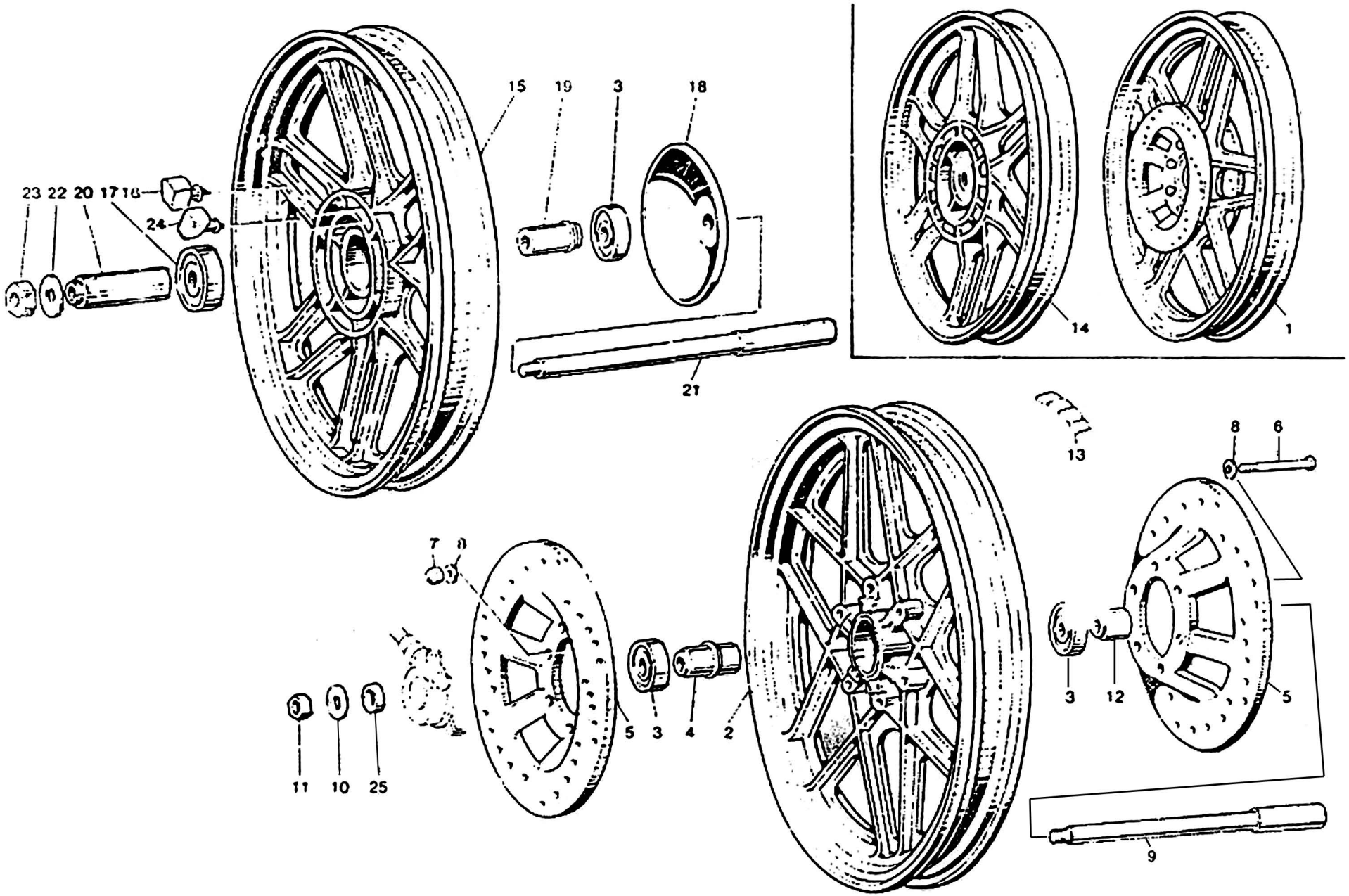

RUOTA ANTERIORE E POSTERIORE
FRONT AND REAR WHEEL
ROUE AV ET AR
VORD. HINTERRAD

Tavola - Drawing
Table - Bild
17

NOTE NOTES NOTES MARKE	POS. N.	N. COD. CODE No. No. CODE CODE Nr.	Q.tà Q.ty Q.té M.ge	DENOMINAZIONE	DESCRIPTION	DESIGNATION	BEZEICHNUNG
	1	19 61 02 05	1	Ruota anteriore completa	Front wheel, complete	Roue AV, complète	Vorderrad, kpl.
	2	19 61 03 05	1	Ruota anteriore (1.85 x 18")	Front wheel (1.85 x 18")	Roue AV (1.85 x 18")	Vorderrad (1.85 x 18")
	3	92 20 42 17	3	Cuscinetto per mozzo	Bearing	Roulement	Lager
	4	19 61 53 35	1	Distanziale	Spacer	Entretoise	Distanzstück
	5	19 61 33 35	2	Disco freno anteriore	Front disc	Disque AV	Vord. Bremsscheibe
	6	98 05 24 75	6	Vite fissaggio disco	Screw	Vis	Schraube
	7	92 73 00 82	6	Dado autofrenante cieco	Nut	Ecrou	Mutter
	8	95 00 42 08	12	Rondella	Washer	Rondelle	Scheibe
	9	19 61 41 00	1	Perno ruota anteriore	Front wheel pin	Goujon roue AV	Vorderradstift
	10	95 00 42 17	1	Rosetta	Washer	Rondelle	Scheibe
	11	92 60 25 16	1	Dado	Nut	Ecrou	Mutter
	12	61 61 63 30	1	Distanziale	Spacer	Entretoise	Distanzstück
	13	14 61 61 50	1 ÷ 3	Tavoletta contrappesi	Balance weight	Masse additive	Gewichtsausgleich
	14	19 63 02 00	1	Ruota posteriore completa	Rear wheel, complete	Roue AR, complète	Hinterrad, kpl
	15	19 63 06 00	1	Ruota posteriore nuda (2.15 x 18")	Rear wheel (2.15 x 18")	Roue AR (2.15 x 18")	Hinterrad (2.15 x 18")
	16	19 63 25 02	6	Elemento parastrappi	Rubber coupling	Joint en caoutchouc	Gummikupplung
	17	92 20 42 18	1	Cuscinetto a sfere	Ball bearing	Roulement à billes	Kugellager
	18	19 63 64 00	1	Protezione	Protection	Protection	Schutz
	19	19 63 39 35	1	Distanziale	Spacer	Entretoise	Distanzstück
	20	19 63 41 00	1	Distanziale	Spacer	Entretoise	Distanzstück
	21	19 63 33 00	1	Perno ruota posteriore	Rear wheel pin	Goujon pour roue AR	Hinterradstift
	22	14 63 44 00	1	Rondella	Washer	Rondelle	Scheibe
	23	92 60 23 16	1	Dado	Nut	Ecrou	Mutter
	24	19 63 25 01	6	Elemento parastrappi	Rubber coupling	Joint en caoutchouc	Gummikupplung
	25	61 61 56 30	1	Distanziale	Spacer	Entretoise	Distanzstück

COMANDO FRENO ANTERIORE DESTRO R.H. FRONT BRAKE CONTROL	COMMANDE FREIN AV DROIT VORDERBREMSSTEUERUNG R.		Tavola - Drawing Table - Bild **18**

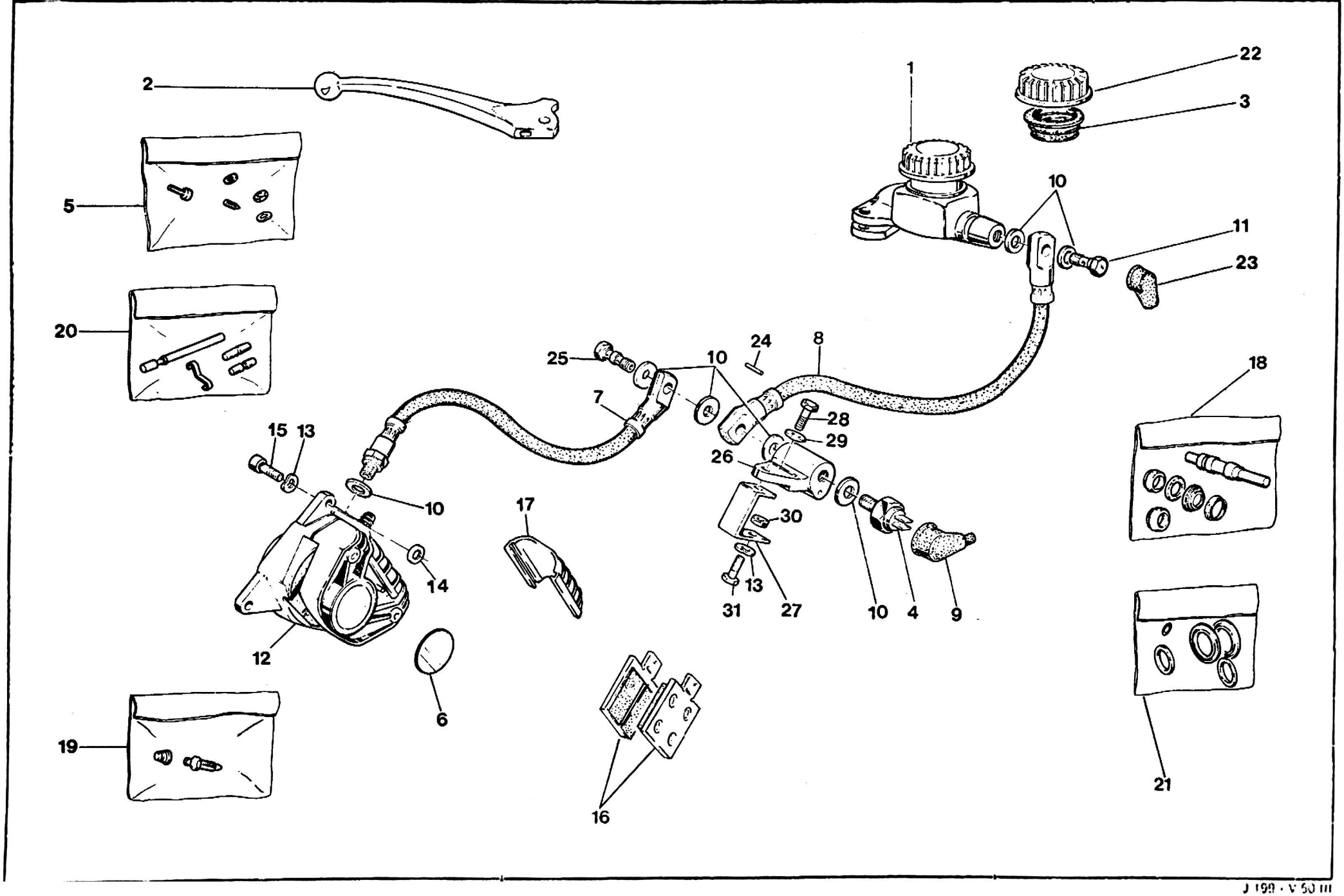

C16

COMANDO FRENO ANTERIORE DESTRO R.H. FRONT BRAKE CONTROL	COMMANDE DE FREIN AV DROIT VORDERBREMSSTEUERUNG R.		Tavola - Drawing Table - Bild 18

NOTE NOTES NOTES MARKE	POS. N.	N. COD. CODE No. No. CODE CODE Nr.	Q.tà Qty Q.té Menge	DENOMINAZIONE	DESCRIPTION	DESIGNATION	BEZEICHNUNG
	1	17 66 02 53	1	Pompa serbatoio trasparente	Master cylinder	Maitre-cylindre	Bremszylinder
	2	14 60 56 50	1	Leva comando freno anteriore destro	Hand lever	Levier à main	Handhebel
	3	17 66 13 52	1	Membrana a soffietto	Membrane	Membrane	Membran
	4	25 65 70 01	1	Interruttore idraulico stop	Stop light switch	Contacteur de stop	Stoplichtschalter
	5	17 65 94 50	1	Gruppo revisione viti per leva	Screw kit	Kit de vis	Schraube - Rep. Satz
	6	19 65 27 00	1	Decalcomania per pinza	Decal	Decalcomanie	Abziehbild
	7	63 65 71 21	1	Tubazione flessibile	Flexible pipe	Tuyau flexible	Bremsrohr
	8	63 65 71 20	1	Tubazione flessibile	Flexible pipe	Tuyau flexible	Bremsrohr
	9	12 73 51 00	1	Cappuccio	Protective cap	Chapeau de protection	Schutzkappe
	10	25 65 51 00	7	Guarnizione mm 1	Gasket mm 1	Joint mm 1	Dichtung mm 1
	11	95 99 00 28	1	Vite cava	Screw	Vis	Schraube
	12	19 65 23 00	1	Pinza anteriore destra	R.H. front brake caliper	Etrier AV D	Vord. Festsattel, R.
	13	61 27 03 00	3	Rosetta	Washer	Rondelle	Scheibe
	14	95 10 02 50	2	Rosetta di spallamento (mm 0,5)	Spacer washer (mm 0.5)	Rondelle d'épaul. (mm 0,5)	Einstellscheibe (mm 0.5)
	14	95 10 02 51	2	Rosetta di spallamento (mm 0,8)	Spacer washer (mm 0.8)	Rondelle d'épaul. (mm 0,8)	Einstellscheibe (mm 0.8)
	15	98 62 24 22	2	Vite fissaggio pinza	Screw	Vis	Schraube
	16	19 65 46 01	1	Pastiglie freno Ferit I/D 346 (coppia)	Pad Ferit I/D 346 (pair)	Patins de frein Ferit I/D 346 (couple)	Bremsbelag Ferit I/D 346 (Paar)
	17	39 65 47 00	1	Coperchio per pinza	Cover	Couvercle	Deckel
	18	17 65 93 52	1	Gruppo revisione pompa	Master cylinder kit	Kit de maitre-cylindre	Hauptbremszyl. Rep. Satz
	19	65 65 92 00	1	Gruppo revisione spurgo	Screw kit	Kit de vis	Schraube - Rep. Satz
	20	39 65 91 00	1	Gruppo revisione perni pastiglie	Pins kit	Kit de pivots	Bremsbelag - Rep. Satz
	21	39 65 90 00	1	Gruppo rev. guarniz. pinza freno	Seals kit	Kit de joints	Dichtung - Rep. Satz
	22	17 66 11 52	1	Coperchio pompa	Master cylinder cover	Couvercle maitre-cylindre	Bremszylinderdeckel
	23	39 66 38 01	1	Cappuccio in gomma	Rubber cap	Capuchon en caoutchouc	Gummikappe
	24	95 51 03 11	1	Spina riferimento tubazione	Pin	Goupille	Stift
	25	95 99 00 34	1	Vite cava	Screw	Vis	Schraube
	26	14 65 68 00	1	Ripartitore freno idraulico	Distributor	Raccord	Verteiler
	27	39 65 84 80	1	Piastrino supporto ripartitore	Plate	Plaque	Platte
	28	98 05 43 20	1	Vite	Screw	Vis	Schraube
	29	[illegible] 01 38 00	1	Rosetta ondulata	Washer	Rondelle	Scheibe
	30	92 60 22 06	1	Dado	Nut	Ecrou	Mutter
	31	98 05 44 16	1	Vite	Screw	Vis	Schraube

D1

FRENO ANTERIORE SINISTRO E POSTERIORE
REAR-FRONT L.H. BRAKE

FREIN AV [redacted] AR
HINT. L. - [redacted]. BREMSE

Tavola - Drawing
Table - Bild

19

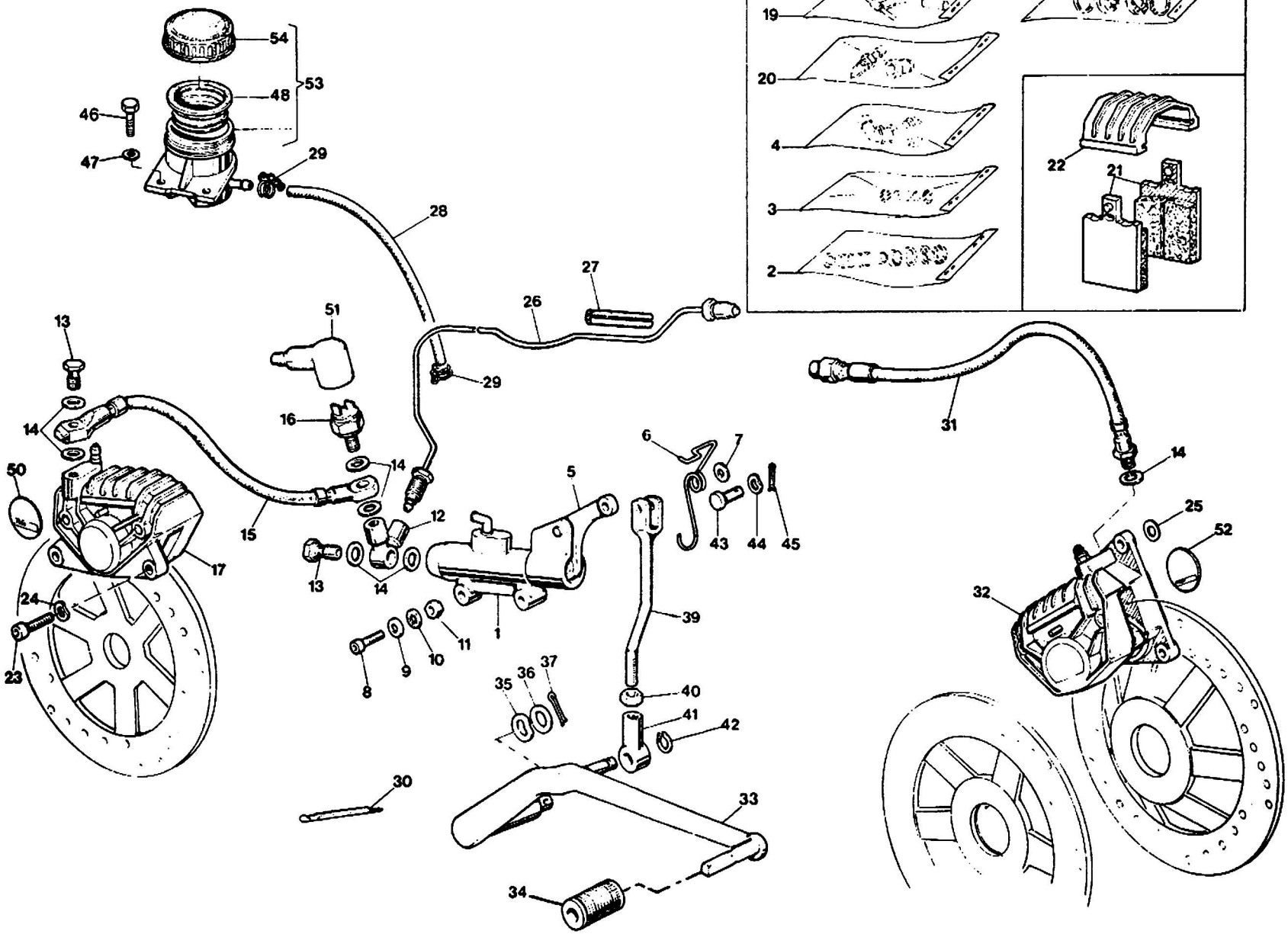

D2

FRENO ANTERIORE SINISTRO E POSTERIORE REAR-FRONT L.H. BRAKE	FREIN AV G ET AR HINT. L. - VORD. BREMSE	Tavola - Drawing Table - Bild	19

NOTE NOTES NOTES MARKE	POS. N	N. COD CODE No No CODE CODE Nr	Q.tà Q.ty Q.te Mge	DENOMINAZIONE	DESCRIPTION	DESIGNATION	BEZEICHNUNG
	1	19 66 70 00	1	Pompa comando freni anteriori sx e post. senza leva	L.H. front & rear brake pump without lever	Pompe frein AV G et AR sans levier	L. vord. u. hint. Bremse-pumpe ohne Hebel
	2	17 65 93 50	1	Gruppo revis. guarnizioni pompa freno	Gaskets kit for brake pump	Kit de joints pour pompe frein	Dichtung - Rep.-Satz für Bremsepumpe
	3	19 65 96 00	1	Gruppo revisione perni leva	Lever pins kit	Kit de goujons levier	Hebelstift - Rep. Satz
	4	19 65 95 00	1	Gruppo revisione raccordo pompa freno	Brake pump union kit	Kit de raccord pompe frein	Bremsepumpe Verbindung - Rep. Satz
	5	19 66 75 00	1	Leva comando pompa	Pump lever	Levier comm. pompe	Pumpehebel
	6	19 66 76 00	1	Molla	Spring	Ressort	Feder
	7	95 00 42 06	1	Rondella	Washer	Rondelle	Scheibe
	8	98 05 23 26	2	Vite fiss. pompa	Screw	Vis	Schraube
	9	61 01 38 00	2	Rondella piana	Washer	Rondelle	Scheibe
	10	95 02 11 06	2	Rondella dentellata	Tooth washer	Rondelle dentee	Zahnscheibe
	11	92 60 22 06	2	Dado	Nut	Ecrou	Mutter
	12	19 66 80 00	1	Ripartitore	Brake joint	Raccord frein	Bremseanschluss
	13	95 99 00 28	2	Vite cava	Screw	Vis	Schraube
	14	25 65 61 00	7	Guarnizione	Gasket	Joint	Dichtung
	15	17 65 71 01	1	Tubazione ripartitore	Pipe	Tuyau	Rohr
	16	14 65 70 50	1	Interruttore idraulico	Stop light switch	Contacteur de stop	Stoplichtschalter
	17	19 65 30 00	1	Pinza per freno posteriore	Rear brake caliper	Etrier frein AR	Hint. Bremsesattel
	18	39 65 90 00	2	Gruppo revisione guarnizioni pinza freno	Brake caliper gaskets kit	Kit de joints étrier frein	Bremsesatteldichtung Rep. - Satz
	19	39 65 91 00	2	Gruppo rev. perni pastiglie	Pins kit	Kit de pivots	Bremsbelag - Rep.-Satz
	20	65 65 92 00	2	Gruppo rev. spurgo	Screws kit	Kit de vis	Schrauben - Rep.-Satz
	21	19 65 46 00	1	Pastiglia per pinza posteriore Ferit 334 FG (coppia)	Pad for rear caliper Ferit 334 FG (pair)	Patin pour étrier AR Ferit 334 FG (couple)	Bremsbelag f. hint. Fests Ferit 334 FG (Paar)
	21	19 65 46 01	1	Pastiglia per pinze anteriori sx Ferit I/D 346 GG (coppia)	Pads for L.H. front cal Ferit I/D 346 GG (pair)	Patins pour étrier AV G Ferit I/D 346 GG (couple)	Bremsbelag f. L. v. Fests Ferit I/D 346 GG (Paar)
	22	39 65 47 00	2	Coperchio feritoia	Cover	Couvercle	Deckel
	23	98 62 24 22	4	Vite	Screw	Vis	Schraube
	24	61 27 03 00	4	Rondella elastica	Spring washer	Rondelle elastique	Federscheibe
	25	95 10 02 50	0 ÷ 2	Rosetta di spallamento (mm 0.5)	Spacer washer (mm 0.5)	Rondelle d'epaul. (mm 0.5)	Einstellscheibe (mm 0.5)
	25	95 10 02 51	0 ÷ 2	Rosetta di spallamento (mm 0.8)	Spacer washer (mm 0.8)	Rondelle d'epaul. (mm 0.8)	Einstellscheibe (mm 0.8)
	26	19 65 87 35	1	Tubazione rigida	Not flexible pipe	Tuyau rigide	Starrrohr
	27	17 65 96 50	3	Fascia elastica	Clamp	Collier	Klemme
* *	28	823 94 70 90	1	Tubazione	Pipe	Tuyau	Rohr
	29	19 15 78 00	2	Fascetta elastica	Clamp	Collier	Klemme
	30	14 60 96 50	2	Fascetta fissaggio tubazioni	Clamp	Collier	Klemme
	31	17 65 88 60	1	Tubazione flessibile	Flexible pipe	Tuyau flexible	Bremsschlauch
	32	19 65 23 36	1	Pinza anteriore sinistra	L.H. front cali	Etrier AV G	Vord. Festsattel, L

D3

FRENO ANTERIORE SINISTRO E POSTERIORE
REAR-FRONT L.H. BRAKE

FREIN AV [redacted] AR
HINT. L. - [redacted]. BREMSE

Tavola - Drawing
Table - [redacted]

19

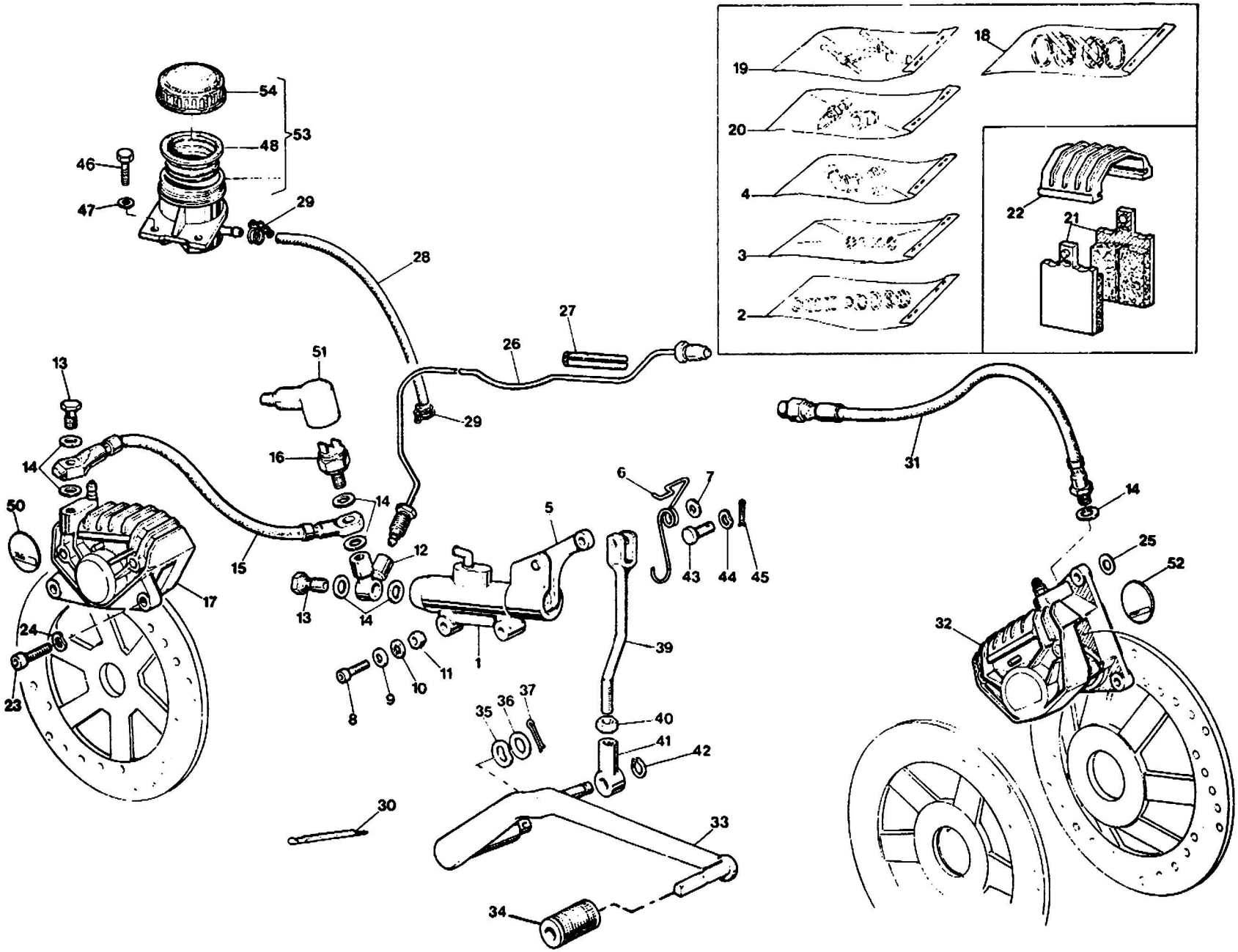

FRENO ANTERIORE SINISTRO E POSTERIORE — FREIN AV G ET AR
REAR-FRONT L.H. BRAKE — HINT. L. - VORD. BREMSE

Tavola - Drawing
Table - Bild **19**

NOTE NOTES NOTES MARKE	POS. N.	N. COD. CODE No. No. CODE CODE Nr.	Q.tà Q.ty Q.té M.ge	DENOMINAZIONE	DESCRIPTION	DESIGNATION	BEZEICHNUNG
	33	19 67 70 00	1	Leva comando freni	Brake lever	Levier commande frein	Bremshebel
	34	14 25 10 01	1	Pedalino in gomma	Rubber pedal	Pédale en caoutchouc	Gummigleitschutze
	35	95 12 92 60	1	Rondella elastica	Spring washer	Rondelle élastique	Federscheibe
	36	95 00 42 15	1	Rondella piana	Washer	Rondelle	Scheibe
	37	95 50 02 27	1	Copiglia	Cotter pin	Goupille	Splint
	39	19 67 51 00	1	Tirante	Connecting rod	Tige intermédiaire	Zwischenstange
	40	92 69 00 73	1	Dado	Nut	Ecrou	Mutter
	41	18 25 75 51	1	Blocchetto	Block	Bloc	Block
	42	90 27 10 08	1	Anello Seeger	Ring	Jonc d'arrêt	Seegerring
	43	95 77 02 65	1	Spina	Pin	Goupille	Stift
	44	95 12 91 10	1	Rondella antivibrazioni	Washer	Rondelle	Scheibe
	45	95 50 02 22	1	Copiglia	Cotter pin	Goupille	Splint
	46	98 05 22 20	2	Vite fissaggio serbatoio	Screw	Vis	Schraube
	47	95 10 01 41	2	Rosetta	Washer	Rondelle	Scheibe
	49	17 66 13 52	1	Membrana a soffietto	Membran	Membrane	Membran
	50	19 65 49 00	2	Decalcom. per pinza posteriore (Ferit I/D 334)	Decal for rear caliper (Ferit I/D 334)	Décalcom. pour étrier AR (Ferit I/D 334)	Abziehbild für hint. Fests. (Ferit I/D 334)
	51	12 73 51 00	1	Cappuccio	Cap	Capuchon	Kappe
	52	19 65 27 00	1	Decalcom. per pinza sx anteriore (Ferit I/D 346)	Decal for L.H. front caliper (Ferit I/D 346)	Décalcom. pour étrier G AV (Ferit I/D 346)	Abziehbild für vord. L. Festsattel (Ferit I/D 346)
	53	65 66 35 00	1	Serbatoio per fluido freni	Tank	Réservoir	Behälter
	54	17 66 11 52	1	Tappo per serbatoio	Tank tap	Bouchon du réservoir	Behälterstopfen

** Specificare le quantità in metri (1 m - 2 m - ecc.) - Indicate quantity required in meters (1 m - 2 m - etc.)
Indiquer les quantités en mètres (1 m - 2 m - etc.) - Lieferbar in Meter (1 m - 2 m - etc. bestellen)

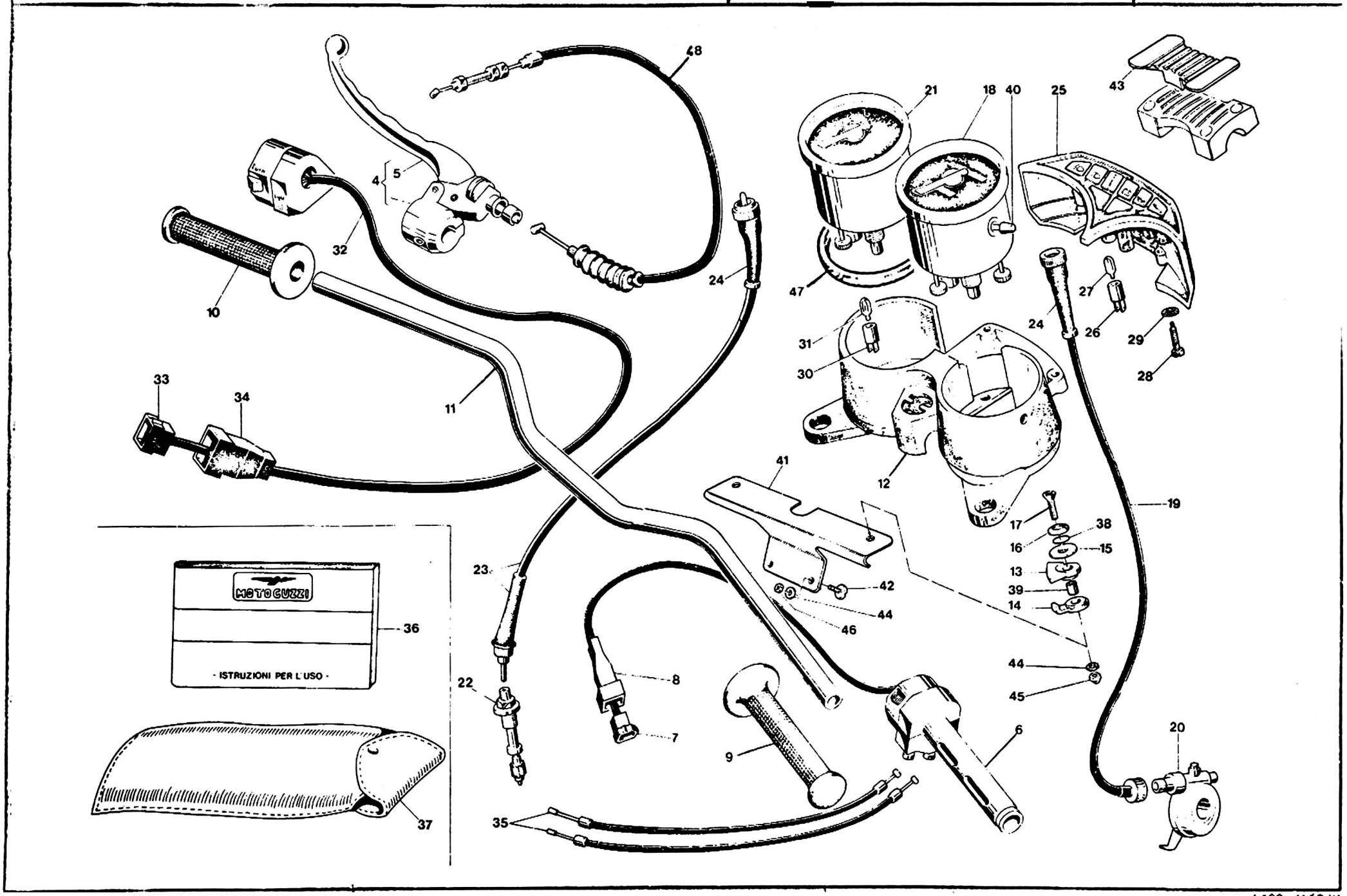
48
21
18
40
25
43
5
4
32
10
24
47
27
26
29
28
31
30
33
34
11
12
41
19
17
38
16
15
13
39
14
42
44
46
23
36
MOTOGUZZI
- ISTRUZIONI PER L'USO -
22
8
7
9
6
20
37
35
45

D6

STRUMENTAZIONE - COMANDI INSTRUMENT PANEL - CONTROLS	TABLEAU DE BORD - COMMANDES INSTRUMENTENBRETT - ANTRIEB	Tavola - Drawing Table - Bild	20

NOTE NOTES NOTES MARKE	POS	N. COD CODE No No. CODE CODE N°	Q.tà Qty Qte Menge	DENOMINAZIONE	DESCRIPTION	[illegible]	[illegible]
	4	19 60 55 61	1	Leva comando frizione completa	Clutch lever, complete	Levier d'embrayage compl	Kupplungshebel kpl
	5	14 60 5[illegible] 50	1	Leva nuda	Lever	Levier	Hebel
	6	19 60 34 35	1	Impugnatura comando gas	Throttle control	Commande de gaz	Gasgriff-Ung
	7	17 75 61 60	1	Connettore a 4 vie	Connector	Connecteur	Verbinder
	8	17 75 60 60	1	Cappuccio	Cap	Capuchon	Kappe
	9	65 60 35 00	1	Manopola destra	R.H. hand grip	Poignée D	Handgriff R
	10	65 60 30 00	1	Manopola sinistra	L.H. hand grip	Poignée G	Handgriff L
	11	19 60 03 60	1	Manubrio	Handle bar	Guidon	Lenker
	12	19 50 15 00	1	Cruscotto portastrumenti	Instrument panel	Tableau de bord	Instrumentenbrett
	13	66 50 22 00	2	Gommino superiore	Rubber	Caoutchouc	Gummistück
	14	66 50 22 01	2	Gommino inferiore	Rubber	Caoutchouc	Gummistück
	15	95 09 01 42	2	Rondella	Washer	Rondelle	Scheibe
	16	18 57 78 50	2	Rondella bombata	Washer	Rondelle	Scheibe
	17	98 27 06 41	2	Vite	Screw	Vis	Schraube
	18	19 76 15 80	1	Tachimetro contakm.	Speedometer - Km. ind	Tachym. compl. km	Tachometer - Km. Zähler
	19	19 76 04 80	1	Trasmissione contakm	Km. indicator cable	Câble compl. km	Km. Zählerkabel
	20	39 76 25 01	1	Rinvio completo	Transmission complete	Transmission complete	Vorgelege kpl
	21	19 76 72 80	1	Contagiri	Rev. counter	Compte-tours	Drehzahlmesser
	22	14 76 92 00	1	Bussola e pignone (Z = 14)	Bush and pinion (Z = 14)	Douille et pignon (Z = 14)	Buchse u. Ritzel (Z = 14)
	23	19 76 81 80	1	Trasmissione contagiri	Rev. counter cable	Cable compte-tours	Drehmesserkabel
	24	17 76 22 00	2	Gommino copritrasmissione	Rubber	Caoutchouc	Gummistück
	25	65 76 69 70	1	Supporto con gemme	Support with name	Support avec emblème	Halter mit Schild
	26	14 76 86 51	7	Portalampade	Lamp socket	Douille d'ampoule	Glühlampenfassung
	27	93 45 01 40	7	Lampadine spie (12V - 1.2W)	Pilot light (12V - 1.2W)	Témoin (12V - 1.2W)	Anzeigelicht (12V - 1.2W)
	28	98 83 02 25	2	Vite	Screw	Vis	Schraube
	29	95 02 11 05	2	Rondella	Washer	Rondelle	Scheibe
	30	17 76 06 50	2	Portalampada	Lamp socket	Douille d'ampoule	Glühlampenfassung
	31	93 45 01 20	2	Lampada (12V - 3W)	Bulb (12V - 3W)	Ampoule (12V - 3W)	Lampe (12V - 3W)
	32	39 73 80 80	1	Dispositivo comando avvis. acustico	Horn control	Dispositif comm. avert. ac	Hupeneinrichtung
	33	61 74 05 51	1	Connettore 12 vie	Connector	Connecteur	Verbinder
	34	35 75 57 80	1	Cappuccio	Cap	Capuchon	Kappe
	35	19 11 75 80	2	Trasmissione comando gas	Gas cable	Câble du gaz	Gaskabel
	36	19 90 00 80	1	Libretto istruzioni (I)	Rider's handbook (I)	Manuel d'entretien (I)	Betriebsanleitung (I)
	36	19 90 00 81	1	Libretto istruzioni (GB)	Rider's handbook (GB)	Manuel d'entretien (GB)	Betriebsanleitung (GB)
	36	19 90 00 82	1	Libretto istruzioni (F)	Rider's handbook (F)	Manuel d'entretien (F)	Betriebsanleitung (F)
	36	19 90 00 83	1	Libretto istruzioni (D)	Rider's handbook (D)	Manuel d'entretien (D)	Betriebsanleitung (D)
	37	19 92 99 00	1	Dotazione completa	Tool box, compl.	Trousse à outils compl.	Werkzeugkasten kpl
	38	45 21 24 00	2	Anello in gomma	Ring	Bague	Ring
	39	91 18 07 21	2	Distanziale	Spacer	Entretoise	Distanzstück
	40	19 76 28 10	1	Perno azzeramento contakm.	Pin	Goujon	Stift

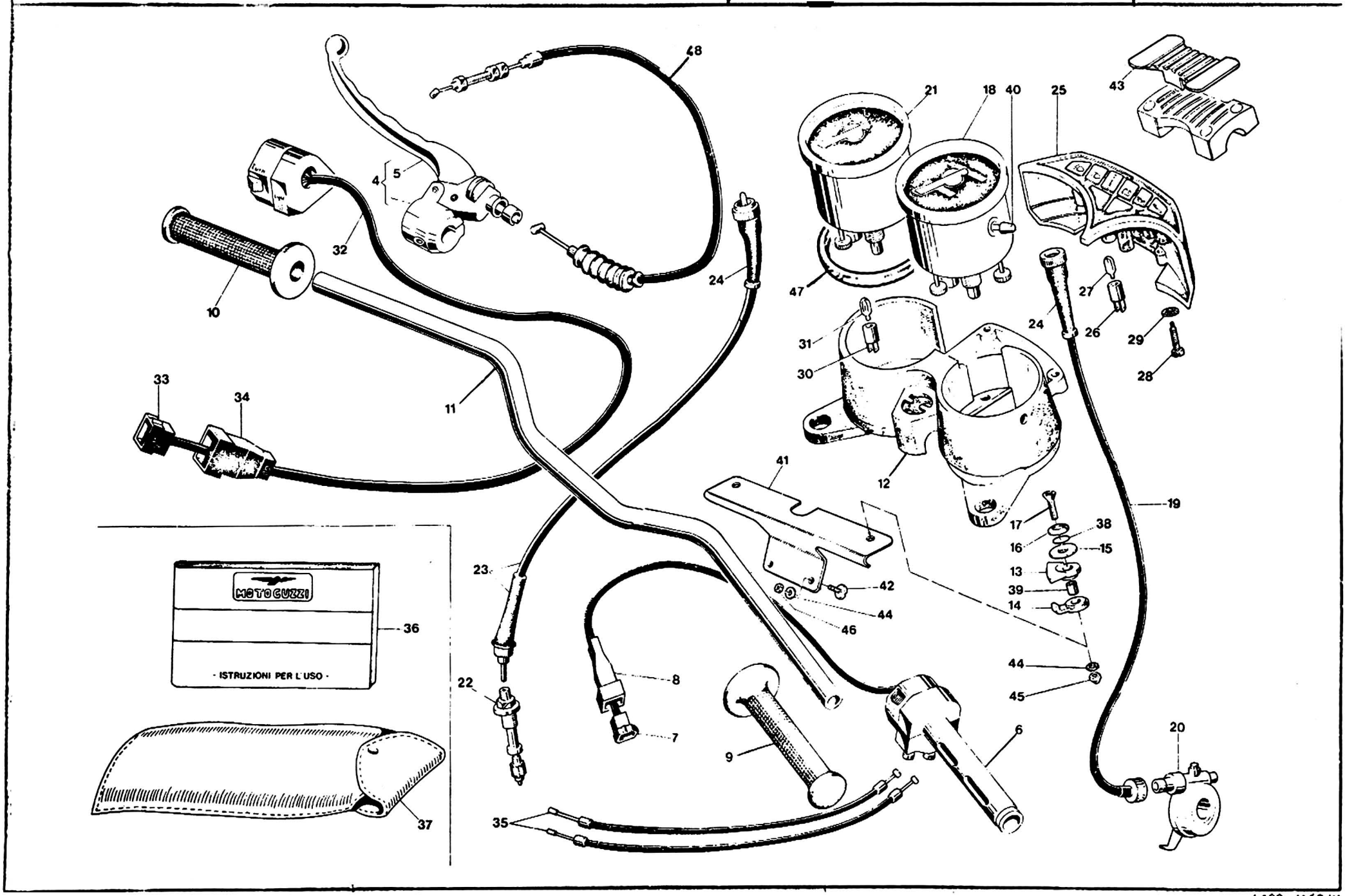
48
21
18
40
25
43
5
4
32
10
24
47
27
26
29
28
31
30
33
34
11
12
41
19
17
38
16
15
13
39
14
42
44
46
23
36
MOTOGUZZI
- ISTRUZIONI PER L'USO -
22
8
7
9
6
20
37
35
45

D8

STRUMENTAZIONE - COMANDI INSTRUMENT PANEL - CONTROLS	TABLEAU DE BORD - COMMANDES INSTRUMENTENBRETT - ANTRIEB		Tavola - Drawing Table - Bild 20

NOTE NOTES NOTES MARKE	POS N	N COD CODE No No CODE CODE N°	Q.ta Qty Qte Menge	DENOMINAZIONE	DESCRIPTION	BENNENNUNG	BEZEICHNUNG
	41	19 76 40 31	1	Piastrino supporto cruscotto	Plate	Plaque	Platte
	42	98 07 43 16	2	Vite	Screw	Vis	Schraube
	43	19 50 05 00	1	Coperchietto coprimorsetto	Cover	Couvercle	Deckel
	44	95 00 02 06	3	Rosetta piana	Washer	Rondelle	Scheibe
	45	92 63 01 06	2	Dado autobloccante	Self-locking nut	Ecrou à autobloccage	Halbmutter
	46	92 60 22 06	1	Dado	Nut	Ecrou	Mutter
	47	19 76 23 80	2	Guarnizione per strumenti	Gasket	Joint	Dichtung
	48	19 09 30 52	1	Trasmissione comando frizione	Clutch cable	Cable d'embrayage	Kupplungszug

D9

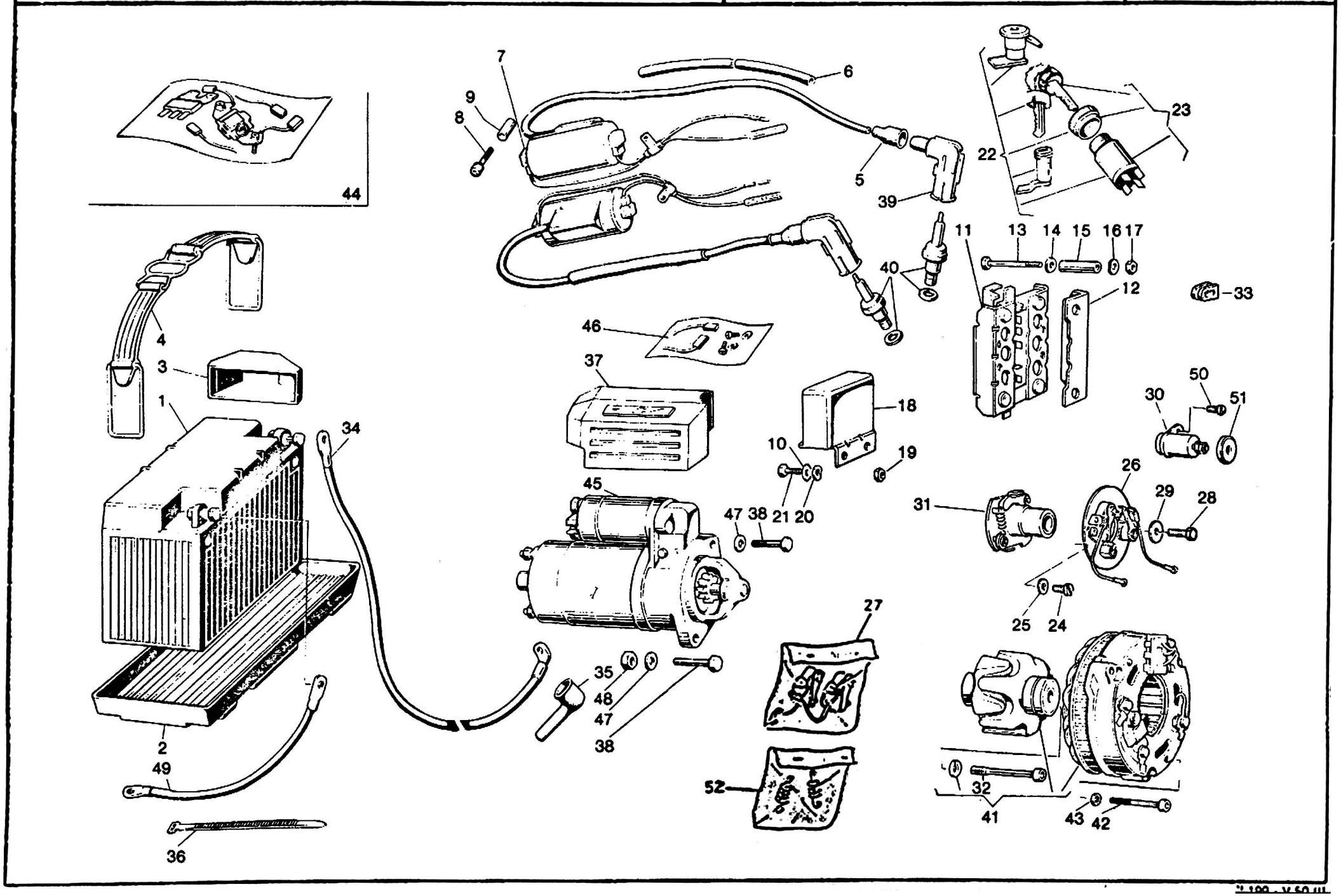
44
7
6
9
8
5
39
23
22
11
13
14
15
16
17
40
12
33
46
4
3
37
1
34
18
50
30
51
10
19
45
26
31
29
28
47
38
21
20
25
24
27
35
48
47
38
2
49
52
32
41
43
42
36

D10

ACCENSIONE IGNITION		ALLUMAGE ZÜNDUNG					Tavola - Drawing Table - Bild 21
NOTE NOTES NOTES MARKE	POS. N.	N. COD. CODE No. No. CODE CODE Nr.	Q.tà Q.ty Q.té Mge	DENOMINAZIONE	DESCRIPTION	DESIGNATION	BEZEICHNUNG
	1	14 70 45 05	1	Accumulatore 12V - 32 Ah (a richiesta)	Battery 12 V - 32 Ah (optional)	Batterie 12 V - 32 Ah (sur demande)	Batterie 12 V - 32 Ah (auf Wunsch)
	1	14 70 45 50	1	Accumulatore 12 V - 20 Ah	Battery 12 V - 20 Ah	Batterie 12 V - 20 Ah	Batterie 12 V - 20 Ah
	1	19 70 45 00	1	Accumulatore SAEM 12 V - 20 Ah	Battery SAEM 12 V - 20 Ah	Batterie SAEM 12 V - 20 Ah	Batterie SAEM 12 V - 20 Ah
	2	14 70 70 00	1	Vaschetta	Battery holder	Plateau de batterie	Batterieplatte
	3	14 70 53 50	1	Cuneo ancor. accumulatore	Wedge	Coin	Keil
	4	19 70 48 00	1	Staffa fissaggio accumulatore	Flexible clamp	Collier élastique	Elast. Klemme
	5	14 71 76 00	2	Cappuccio protezione	Portective cap	Chapeau de protection	Schutzhülse
	6	19 71 86 00	2	Guaina per filo candele	Sheath	Gaine	Schutzhülle
	7	19 71 65 00	2	Bobina d'accensione	Ignition coil	Bobine d'allumage	Zündspule
	8	98 62 02 40	4	Vite	Screw	Vis	Schraube
	9	91 18 07 21	4	Distanziale	Spacer	Entretoise	Distanzstück
	10	95 00 02 06	2	Rosetta piana	Washer	Rondelle	Scheibe
	11	17 70 43 00	1	Raddrizzatore Bosch	Rectifier Bosch	Redresseur Bosch	Gleichrichter Bosch
	12	61 70 42 00	1	Coperchio isolante	Cover	Couvercle	Deckel
	13	98 05 22 45	4	Vite	Screw	Vis	Schraube
	14	95 10 01 41	4	Rondella piana	Washer	Rondelle	Scheibe
	15	91 18 06 27	4	Tubetto distanziale	Spacer pipe	Tuyau entretoise	Distanzstückrohr
	16	95 12 91 00	4	Rondella ondulata	Washer	Rondelle	Unterlegscheibe
	17	92 60 22 05	4	Dado	Nut	Ecrou	Mutter
	18	29 70 38 00	1	Regolatore Bosch	Regulator Bosch	Régulateur Bosch	Spannungsregler Bosch
	19	92 60 22 06	2	Dado	Nut	Ecrou	Mutter
	20	61 01 38 00	2	Rondella ondulata	Washer	Rondelle	Unterlegscheibe
	21	98 05 43 12	2	Vite	Screw	Vis	Schraube
	22	19 73 68 80	1	Commutatore d'accensione e serratura tappo carbur. e sella	Ignition switch and fuel tap lock and saddle	Contacteur d'all. et serrure bouchon carb. et siège	Zündschalter und Stopfenschluss und Sattel
	23	19 73 53 00	1	Commutatore d'accensione	Ignition switch	Contacteur d'allumage	Zündschalter
	24	98 32 50 12	2	Vite fissaggio piastra ruttore	Screw	Vis	Schraube
	25	95 00 02 05	2	Rondella per vite	Washer	Rondelle	Unterlegscheibe
	26	19 70 85 20	1	Piastra porta ruttore	Plate	Plaque	Platte
	27	19 70 96 20	1	Ruttore completo	Contact breaker, complete	Rupteru, complet	Unterbrecher, kpl.
	28	98 05 43 14	1	Vite fissaggio anticipo automatico	Screw	Vis	Schraube
	29	95 10 01 26	1	Rosetta per vite	Washer	Rondelle	Unterlegscheibe
	30	19 70 86 20	2	Condensatore	Condenser	Condensateur	Kondenser
	31	19 70 84 20	1	Anticipo automatico completo	Automatic advance, compl.	Avance automatique, compl.	Zündverstellung, kpl.
	32	14 71 24 59	1	Vite fissaggio generatore	Screw	Vis	Schraube
	33	19 00 77 00	1	Gommino passacavi	Rubber	Caoutchouc	Gummistück
	34	19 74 80 00	1	Cavo della batteria al motorino	Cable	Câble	Kabel
	35	19 70 71 00	2	Cappuccio	Cap	Capuchon	Kappe
	36	14 60 96 50	20	Fascetta tenuta cavi	Clamp	Collier	Schelle

D11

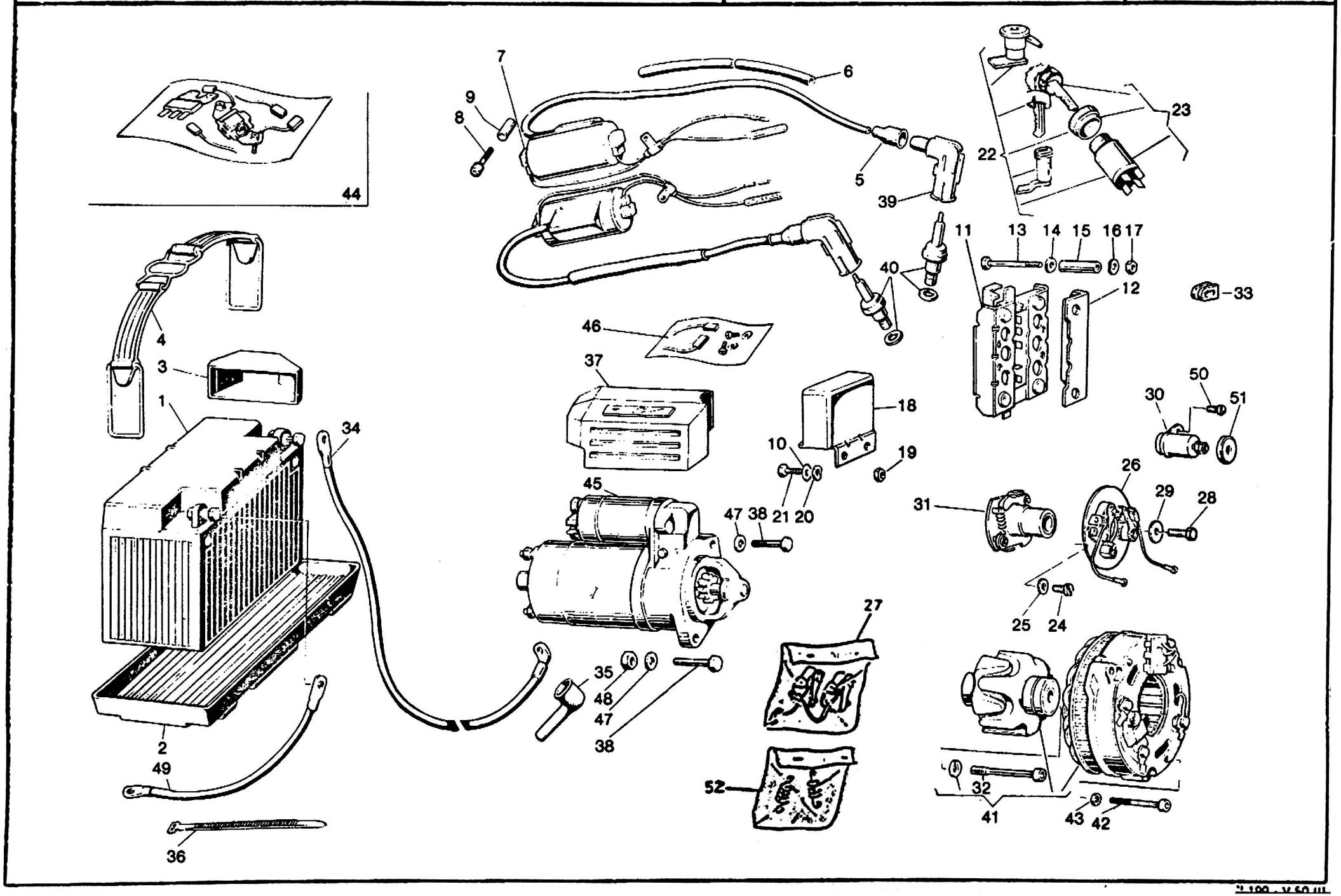
44
7
6
9
8
5
39
23
22
11
13
14
15
16
17
40
12
33
46
4
3
37
1
34
18
50
30
51
10
19
45
26
31
29
28
47
38
21
20
27
25
24
35
48
47
38
2
49
52
32
41
43
42
36

ACCENSIONE
IGNITION

ALLUMAGE
ZÜNDUNG

Tavola - Drawing
Table - Bild **21**

NOTE NOTES NOTES MARKE	POS. N.	N. COD CODE No No CODE CODE Nr	Q.ta Qty Q.te Mge	DENOMINAZIONE	DESCRIPTION	DESIGNATION	BEZEICHNUNG
	37	19 73 33 50	1	Protezione (motorino Bosch)	Guard (Bosch motor)	Protection (moteur Bosch)	Schutz (Motor Bosch)
	38	98 05 24 35	2	Vite	Screw	Vis	Schraube
	39	14 71 74 00	2	Attacco per cavo candela	Spark plug cap	Embout de bougie	Zündkerzenstecker
	40	19 71 70 00	2	Candela (Champion N6Y)	Spark plug (Champion N6Y)	Bougie (Champion N6Y)	Zündkerze (Champion N6Y)
	40	19 71 70 01	2	Candela (Marelli CW 9 PL)	Spark plug (Marelli CW 9 PL)	Bougie (Marelli CW 9 PL)	Zündkerze (Marelli CW 9 PL)
	40	19 71 70 02	2	Candela (Bosch W 260 T30)	Spark plug (Bosch W 260 T30)	Bougie (Bosch W 260 T30)	Zündkerze (Bosch W 260 T30)
	40	19 71 70 03	2	Candela (Lodge 2HLNY)	Spark plug (Lodge 2HLNY)	Bougie (Lodge 2HLNY)	Zündkerze (Lodge 2HLNY)
	41	17 71 24 00	1	Generatore 14V - 20/21 A	Generator 14V - 20/21 A	Générateur 14V - 20/21 A	Stromgenerator 14V - 20/21 A
	42	98 62 02 45	3	Vite	Screw	Vis	Schraube
	43	95 02 11 05	3	Rosetta elastica	Spring washer	Rondelle élastique	Federscheibe
	44	17 71 99 00	1	Serie revisione generatore	Generator kit	Kit de générateur	Stromgener. Rep.-Satz
*	45	14 73 07 06	1	Motorino avviamento (Bosch)	Starter (Bosch)	Démarreur (Bosch)	Anlassmotor (Bosch)
	46	14 73 05 70	1	Gruppo revisione motorino (Bosch)	Starter kit (Bosch)	Kit de démarreur (Bosch)	Anlassmotor - Rep.-Satz (Bosch)
	46	19 73 05 80	1	Gruppo revisione motorino (Lucas)	Starter kit (Lucas)	Kit de démarreur (Lucas)	Anlassmotor - Rep.-Satz (Lucas)
	47	95 00 42 08	2	Rosetta	Washer	Rondelle	Scheibe
	48	92 60 22 08	1	Dado	Nut	Ecrou	Mutter
	49	19 74 84 00	1	Cavo da batteria a massa	Cable	Câble	Kabel
	50	98 20 04 08	2	Vite per condensatore	Screw	Vis	Schraube
	51	19 70 87 20	2	Cappuccio condensatore	Cap	Capuchon	Kappe
	52	19 71 98 20	1	Coppia molle per anticipo autom.	Spring pair	Couple de ressorts	Federpaar

* In alternativa viene montato il motorino LUCAS, che non viene fornito a ricambio
LUCAS starter is also installed though it is not available as spare part
Le démarreur LUCAS est aussi assemblé, mais il n'est pas disponible comme pièce détachée
Der Anlassmotor LUCAS wird auch montiert, trotzdem nicht als Ersatzteil geliefert

D13

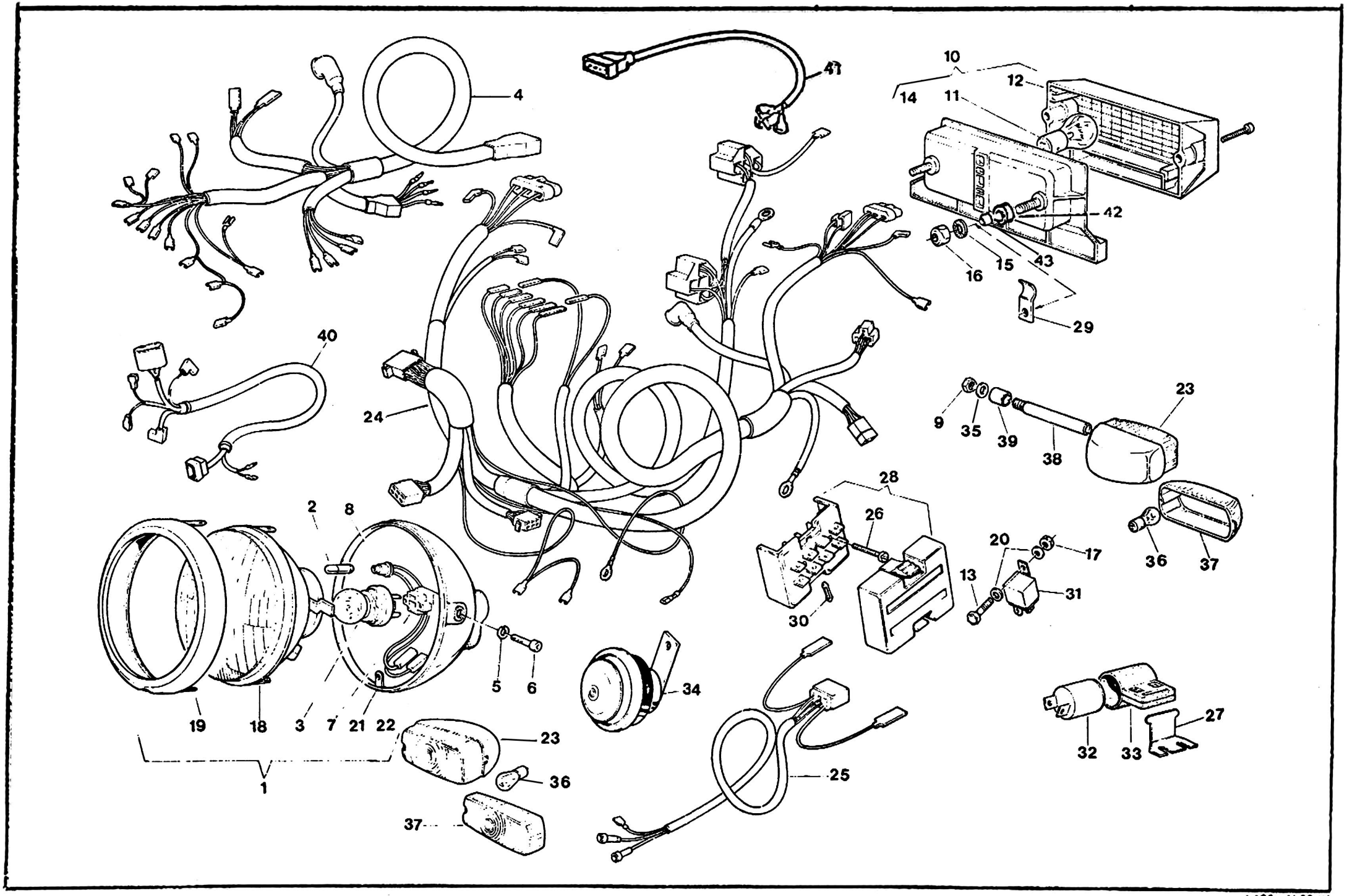
4
41
10
12
14
11
42
16
15
43
29
40
24
23
9
35
39
38
28
26
2
8
20
17
36
37
13
31
30
5
6
34
19
18
3
7
21
22
23
36
37
1
25
27
32
33

D14

ILLUMINAZIONE - ACUSTICO LIGHTING - HORN	SIGNAL LUMINEUX - AVERTISSEUR ACOUSTIQUE BELEUCHTUNG - HUPE	Tavola - Drawing Table - Bild 22

NOTE NOTES NOTES MARKE	POS N	N COD CODE No No CODE CODE Nr	Q.ta Q.ty Q.te M.ge	DENOMINAZIONE	DESCRIPTION	DESIGNATION	BEZEICHNUNG
	1	19 74 05 50	1	Proiettore completo	Headlight, assy	Projecteur compl	Scheinwerfer, kpl
	2	93 45 01 19	1	Lampada luce posizione	Lamp (parking)	Lampe (parking)	Glunlampe (Parking)
	3	93 45 02 31	1	Lampada a sfera	Bulb	Ampoule	Gluhlampe
	4	19 74 72 81	1	Gruppo cavi da cruscotto a faro	Cable assy	Ensemble de câbles	Kabelsatz
	5	95 02 01 11	2	Rondella fissaggio proiettore	Washer	Rondelle	Scheibe
	6	98 82 25 20	2	Vite fissaggio proiettore	Screw	Vis	Schraube
	7	14 74 04 01	1	Zoccolo presa di corrente	Socket	Douille	Anschlussstecker
	8	17 74 04 05	1	Portalampada con cavo	Lamp holder	Douille	Lampenfassung
	9	92 60 25 10	2	Dado	Nut	Ecrou	Mutter
	10	65 74 09 00	1	Fanalino posteriore	Tail light	Feu AR	Hecklenchte
	11	93 45 02 24	2	Lampada sferica 12V - 21/5W	Bulb 12V - 21/5W	Ampoule 12V - 21/5W	Gluhlampe 12V - 21 5W
	12	65 74 17 00	1	Coppetta per fanalino posteriore	Tail light glass	Glace pour feu AR	Ruckstrahler
	13	98 05 42 12	2	Vite fissaggio teleruttore	Screw	Vis	Schraube
	14	98 05 43 14	2	Vite fissaggio fanalino post.	Screw	Vis	Schraube
	15	95 02 11 06	4	Rosetta	Washer	Rondelle	Scheibe
	16	92 60 22 06	2	Dado fissaggio fanalino	Nut	Ecrou	Mutter
	17	92 60 22 05	2	Dado	Nut	Ecrou	Mutter
	18	19 74 04 55	1	Gruppo ottico	Head lamp	Groupe optique	Scheinwer. Einsatz
	19	19 74 04 54	1	Ghiera per proiettore	Ring nut	Collier	Ring
	20	95 10 00 59	4	Rosetta piana	Washer	Rondelle	Scheibe
	21	19 74 04 58	1	Calotta	Body	Boîtier	Gehäuse
	22	19 74 04 04	1	Tappo per calotta	Plug	Bouchon	Stop' n
	23	14 75 06 56	4	Indicatore di direzione anter. e post.	Front and rear indicator	Clignotant AV et AR	Vord. Hinterblinker
	24	19 74 71 80	1	Gruppo principale cavi	Cable, assy	Ensemble de câbles	Kabelsatz
	25	62 74 73 20	1	Gruppo cavi per fanalino posteriore	Cable, assy	Ensemble de câbles	Kabelsatz
	26	98 62 22 20	2	Vite	Screw	Vis	Schraube
	27	19 75 04 35	1	Piastrina supporto intermittenza	Plate	Plaque	Platte
	28	19 74 30 20	1	Morsettiera portafusibili	Fuse box	Boîte à fusibles	Sicherungsdose
	29	93 30 13 13	1	Cavallotto	U-bolt	Etrier	Bugel
	30	17 74 25 50	4	Fusibile (16A)	Fuse (16A)	Fusible (16A)	Sicherung (16A)
	31	19 73 25 00	2	Teleruttore	Relay	Relais	Relais
	32	17 75 05 20	1	Intermittenza lampeggiatore	Intermittence	Centrale clignotants	Blinkgeber
	33	17 75 12 00	1	Sostegno antivibrante	Rubber holder	Support	Gummihalter
	34	61 74 37 00	1	Tromba elettrica	Horn	Avertiseur	Hupe
	35	14 01 84 00	2	Rondella	Washer	Rondelle	Scheibe
	36	93 45 01 29	4	Lampade per indicatore di direzione	Bulb	Ampoule	Gluh'ampe
	37	14 75 37 55	4	Coppa per indicatori di direzione	Indicator glass	Glace pour clignotant	Lichtscheibe
	38	39 75 17 90	2	Supporto indicatori posteriori	Holder	Support	Hlater
	39	14 75 34 50	2	Distanziale per lampeggiatori post.	Spacer	Entretoise	Distanzstuck
	40	19 72 63 80	1	Gruppo cavi da cablaggio ad altern.	Cable, assy	Ensemble de câbles	Kabelsatz
	41	19 74 71 05	1	Cavo prolunga faro cruscotto	Extension	Prolonge	Verlangerung
	42	91 55 10 85	2	Gommino	Rubber	Caoutchouc	Gummistuck
	43	91 18 06 07	2	Distanziale	Spacer	Entretoise	Distanzstuck

D15

VARIANTI GERMANIA/INGHILTERRA MODIFICATIONS GERMANY/ENGLAND	VARIANTES ALLEMAGNE/ANGLETERRE UMÄNDERUNGEN DEUTSCHLAND/ENGLAND	Tavola - Drawing Table - Bild 23

NOTE NOTES NOTES MARKE	POS. N.	N. COD. CODE No No. CODE CODE Nr.	Q.ta Q.ty Q.te M.ge	DENOMINAZIONE	DESCRIPTION	DESIGNATION	BEZEICHNUNG
VARIANTI GERMANIA - MODIFICATIONS GERMANY - VARIANTES ALLEMAGNE - UMÄNDERUNGEN DEUTSCHLAND							
—		14 76 98 50	1	Specchio retrovisore	Driving mirror	Rétroviseur	Rückblickspiegel
—		62 61 68 00	1	Protezione in gomma per dado perno ruota anteriore	Rubber guard	Protection en caoutchouc	Gummischutz
VARIANTI INGHILTERRA - MODIFICATIONS ENGLAND - VARIANTES ANGLETERRE - UMÄNDERUNGEN ENGLAND							
—		19 74 05 30	1	Proiettore completo asimmetrico per guida a sinistra	Headlight for left-hand side	Projecteur complet pour conduite à gauche	Scheinwerfer, kpl. für Linkslenkung
—		19 76 16 00	1	Contamiglia	Mileage indicator	Compte-milles	Meilenzähler

MODIFICATIONS FOR USA VERSION

Reader's position	Table	Position	Code Number	Quantity	Description
C1 - C2	13	-	12 78 16 21	2	reflector
		-	19 78 19 75	2	bracket
		12	98 82 24 20	2	screw
C15 - C16	18	-	12 78 15 21	2	reflector
		-	19 78 18 75	2	bracket
		15	98 62 24 25	2	screw
D5 - D8	20	18	19 76 24 20	1	speedo miles
D13 - D14	22	1	14 74 05 81	1	front headlight
		23	14 75 06 86	4	turn indicators
		37	14 75 37 86	4	t.indicator cap

FRONT HEAD LIGHT CODE 14 74 05 81 COMPONENTS

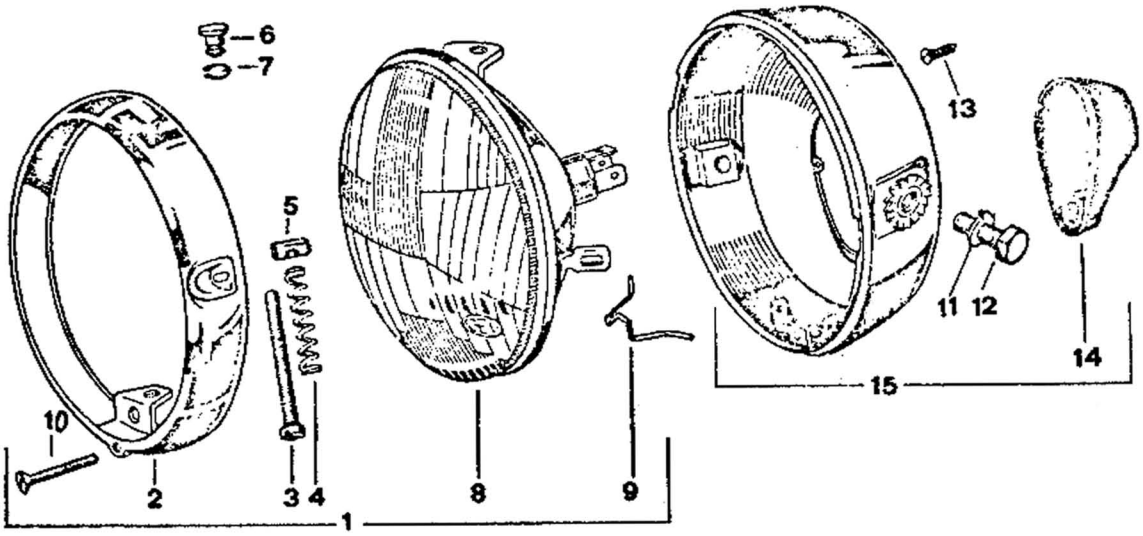

2	39 74 04 02	1	rim
3	17 74 03 60	1	adjusting screw
4	17 74 03 65	1	adjusting spring
5	17 74 03 62	1	pin
6	39 74 03 06	1	adjusting pin
7	17 74 03 63	1	ring
8	14 74 04 83	1	sealed beam unit
9	39 74 05 30	1	spring
10	39 74 03 02	1	screw
11	95 12 01 05	2	washer
12	98 05 45 20	2	screw
13	17 74 03 66	2	screw
14	17 74 04 67	1	plug
15	17 74 04 63	1	body.

SEIMM MOTO GUZZI	NOTIZIARIO RICAMBI	DATA June 1981	
SERVIZO ASSISTENZA CLIENTI	TIPI DI VEICOLI V50 III - V50 MONZA	N. PROGR.	PAGINA

N. TAV.	N. POS.	N. CODICE PRE MODIFICA	N. CODICE MODIFICATO	QUANT.	DENOMINAZIONE	NOTE

CARBURETTORS CODES 19 11 26 72 AND 19 11 26 73

- DELL'ORTO PHBH 28 BS PHBH 28 BD. COMPONENTS

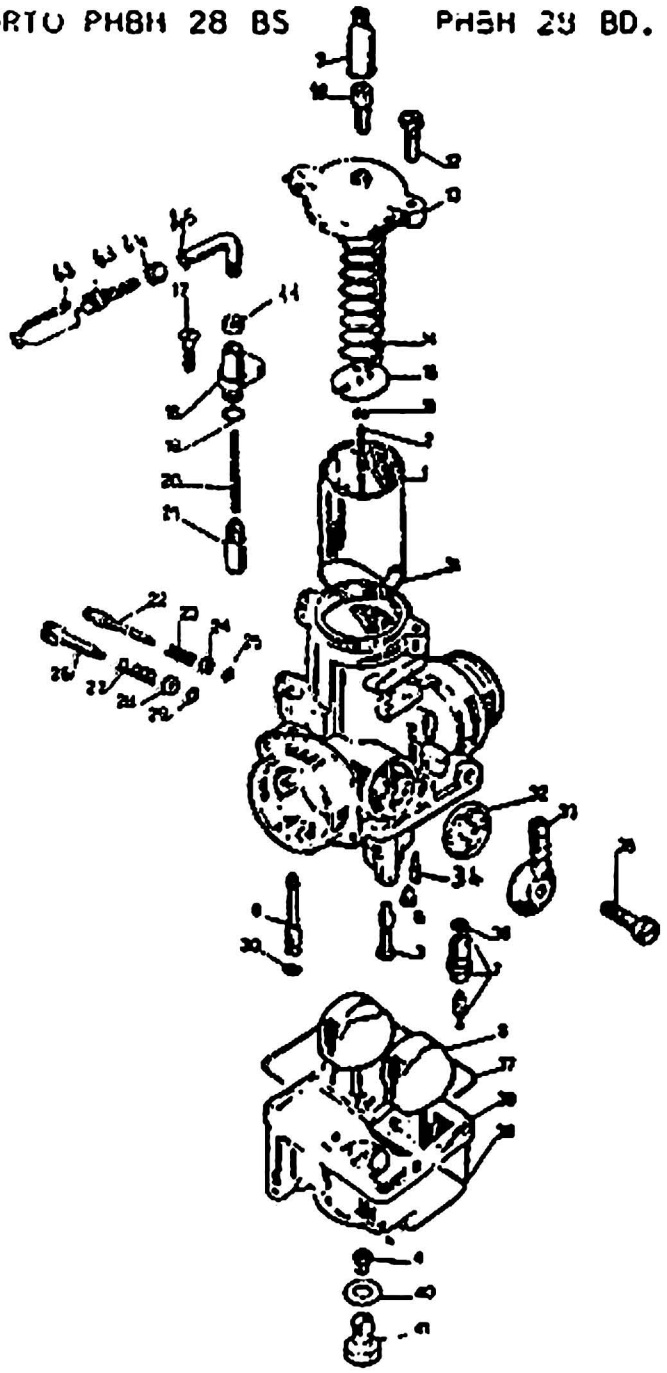

N.B.: Items pos. 9, 25, 29, 30, 31, 36, 37, 40, 42 are included in gasket set 19.93 99 80.

BEIMM MOTO GUZZI	NOTIZIARIO RICAMBI	DATA June 1981	
SERVIZIO ASSISTENZA CLIENTI	TIPI DI VEICOLI V50 III - V50 MONZA	N. PROGR.	PAGINA

N. TAV.	N. POS.	N. CODICE PRE MODIFICA	N. CODICE MODIFICATO	QUANT.	DENOMINAZIONE	NOTE
	1		19 93 48 70		throttle valve	
	2		19 93 49 70		needle X22	
	3		19 93 55 70		atomizer	
	4		19 93 57 80		main jet	
	5		19 93 59 00		idle jet	
	6		19 93 60 00		starter jet	
	7		19 93 46 00		needle valve	
	8		19 93 43 80		floater	
	10		12 93 72 00		screw	
	11		12 93 73 00		screw	
	12		14 93 46 50		screw	
	13		19 93 50 80		cover	
	14		19 93 71 80		spring	
	15		19 93 85 80		plate	
	16		65 93 36 00		clip	
	17		13 93 79 00		screw	
	18		17 93 74 50		cover	
	20		39 93 76 00		spring	
	21		13 93 78 00		valve	
	22		13 93 62 00		screw	
	23		13 93 63 00		spring	
	24		65 93 37 00		washer	
	26		13 93 66 00		screw	
	27		13 93 67 00		spring	
	28		14 93 16 50		washer	
	32		43 93 40 00		filter	
	33		10 93 46 00		pipe	
	34		17 93 56 67		emulsioner	
	35		10 93 49 00		screw	
	36		19 93 44 80		float chamber	
	39		13 93 31 00		pin	
	41		10 93 37 00		plug	
	43		53 93 72 00		screw	
	44		49 93 88 00		nut	
	45		49 93 89 00		pipe	
			19 93 99 80		gasket set.	

MOTO GUZZI

MOTO GUZZI	V 50 III 500 1980-1984	GU071	00	TAB N.	01
	BODY				

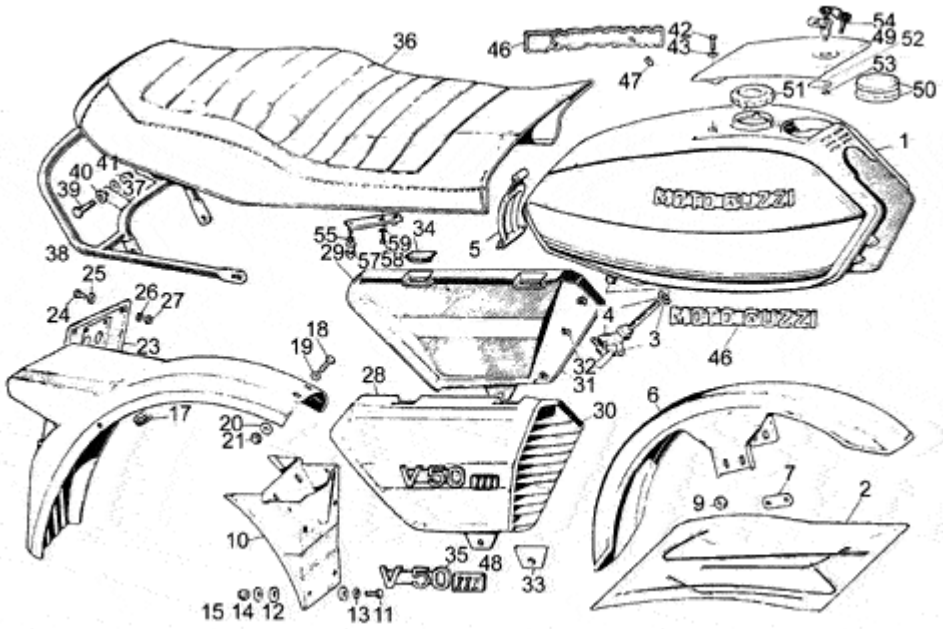

Pos.	Description	Year	I_M_	Country	Version		Code	Q.ty	P.Cod.
1	Fuel tank blank	-	-	-	-	-	GU191002051	1	
2	Decal set	-	-	-	D2	-	GU19923380	1	
	Decal set	-	-	-	D1	-	GU19923381	1	
3	RH fuel cock	-	-	-	-	-	GU65105400	1	
4	LH fuel cock	-	-	-	-	-	GU65105401	1	
5	Tie rod	-	-	-	-	-	GU19102750	1	
6	Front mudguard	-	-	-	-	-	GU194344071	1	
7	Plate	-	-	-	-	-	GU19436600	2	
9	Nut M8X1,25	-	-	-	-	-	GU92602208	4	
10	Splash guard	-	-	-	-	-	GU19438735	1	
11	Hex screw M6X20	-	-	-	-	-	GU98054320	4	
12	Rubber spacer	-	-	-	-	-	GU93110060	10	
13	Washer	-	-	-	-	-	GU95000206	4	
14	Washer 6,4x12x1,2	-	-	-	-	-	GU95100141	4	
15	Nut M6x1	-	-	-	-	-	GU92630106	4	
17	Grommet	-	-	-	-	-	GU19748880	1	
18	Screw	-	-	-	-	-	GU98054314	2	
19	Washer 6,15x11x0,8	-	-	-	-	-	GU95004206	2	
20	Washer 5,3x10x0,5	-	-	-	-	-	GU95100121	2	
21	Nut M6x1	-	-	-	-	-	GU92630106	2	
23	Number plate holder	-	-	-	-	-	GU01474630	1	
24	Screw	-	-	-	-	-	GU98200408	4	
25	Washer	-	-	-	-	-	GU95000204	4	
26	Washer	-	-	-	-	-	GU95129080	4	
27	Nut	-	-	-	-	-	GU92602004	4	
28	RH body panel blank	-	-	-	-	-	GU194762501	1	
29	LH body panel blank	-	-	-	-	-	GU194763501	1	
30	Net panel (r)	-	-	-	-	-	GU19478150	1	
31	Net panel (l)	-	-	-	-	-	GU19478250	1	
32	Plate	-	-	-	-	-	GU39922200	14	
33	Rubber spacer	-	-	-	-	-	GU19478550	2	
34	Rubber spacer	-	-	-	-	-	GU19478750	4	
35	Name plate "V50"	-	-	-	-	-	GU19922051	2	

36	Saddle	-	-	-	-	-	GU19460505	1
37	Spring washer 8x15x0,3	-	-	-	-	-	GU61270300	2
38	Battery handle	-	-	-	-	-	GU19464380	1
39	Hex screw M8X20	-	-	-	-	-	GU98054420	2
40	Washer	-	-	-	-	-	GU95000208	2
41	Nut	-	-	-	-	-	GU92630108	2
42	Screw	-	-	-	-	-	GU98054210	2
43	Spring washer 5,3X10X0,5	-	-	-	-	-	GU95129100	2
46	Decal "Moto Guzzi"	-	-	-	-	-	GU14917300	2
47	Clip	-	-	-	-	-	GU14105100	4
48	Cover decal	-	-	-	-	-	GU19922080	2
49	Tank cover, blank	-	-	-	-	-	GU141040551	1
50	Rubber spacer	-	-	-	-	-	GU19104336	1
51	Tank cap	-	-	-	-	-	GU28103946	1
52	Tab	-	-	-	-	-	GU18105001	1
53	Hose clamp	-	-	-	-	-	GU19104950	1
54	Locks	-	-	-	-	-	GU14736856	1
56	Nut M6x1	-	-	-	-	-	GU92602406	1
57	Seat lock pin	-	-	-	-	-	GU19462981	1
58	Hex socket screw M5X10	-	-	-	-	-	GU98622210	2
59	Washer 5,25x14x1,5	-	-	-	-	-	GU95100059	2

MOTO GUZZI	V 50 III 500 1980-1984	GU071	00	TAB N.	02

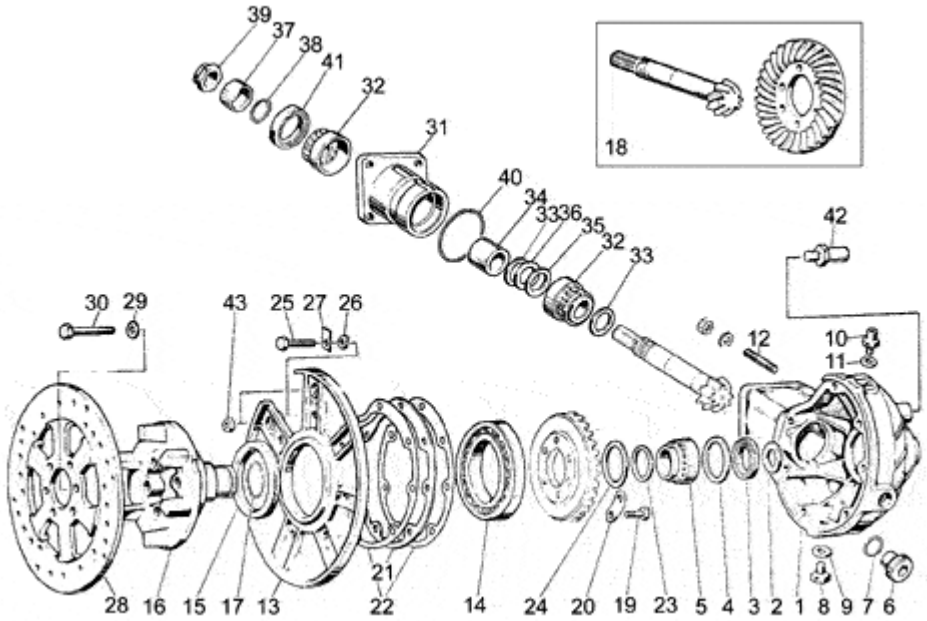

Pos.	Description	Year	I_M_	Country	Version	Code	Q.ty	P.Cod.
1	Transmission box, blank	-	-	-	- -	GU19350322	1	
2	Clearance washer	-	-	-	- -	GU19351900	1	
3	Gasket ring 35x47x7	-	-	-	- -	GU90403547	1	
4	Clearance washer	-	-	-	- -	GU19351100	1	
5	Roller bearing 35x50x17	-	-	-	- -	GU92252235	1	
6	Oil plug	-	-	-	- -	GU12022600	1	
7	O-ring 20,24X2,62	-	-	-	- -	GU90706203	1	
8	Oil level plug	-	-	-	- -	GU95980214	1	
9	Gasket	-	-	-	- -	GU10528900	1	
10	Breather plug	-	-	-	- -	GU19206501	1	
11	Gasket	-	-	-	- -	GU10528900	1	
12	Stud bolt 8x46	-	-	-	- -	GU96508045	4	
13	Cover	-	-	-	- -	GU19350421	1	
14	Ball bearing 70x110x13	-	-	-	- -	GU92201070	1	
15	Gasket ring 75x90x8	-	-	-	- -	GU90407590	1	
16	Pin	-	-	-	- -	GU19351401	1	
17	Stop ring	-	-	-	- -	GU90353030	1	
18	Bevel gear Z=8/31	-	-	-	- -	GU20354621	1	
19	Screw	-	-	-	- -	GU19356320	6	
20	Plate	-	-	-	- -	GU19356400	3	
21	Spacer 1,4 mm	-	-	-	- -	GU19355411	1	
	Spacer 1,5 mm	-	-	-	- -	GU19355412	1	
	Spacer 1,3 mm	-	-	-	- -	GU19355410	1	
	Spacer 1,2 mm	-	-	-	- -	GU19355408	1	
	Spacer 1,1 mm	-	-	-	- -	GU19355406	1	
	Spacer 1 mm	-	-	-	- -	GU19355404	1	
	Spacer 0,9 mm	-	-	-	- -	GU19355402	1	
	Spacer 0,8 mm	-	-	-	- -	GU19355400	1	
	Spacer 1,6 mm	-	-	-	- -	GU19355413	1	
22	Gasket	-	-	-	- -	GU19350700	2	
23	Thrust washer	-	-	-	- -	GU19352300	1	
24	Thrust washer	-	-	-	- -	GU19353500	1	
25	Screw M8X25	-	-	-	- -	GU98054425	7	

26	Spring washer 8x15x0,3	-	-	-	-	-	GU61270300	7
27	Plate	-	-	-	-	-	GU95187008	7
28	Rear brake disc	-	-	-	-	-	GU19635736	1
29	Washer 8,4X13X0,8	-	-	-	-	-	GU14615901	6
30	Screw	-	-	-	-	-	GU98054418	6
31	Bearing casing	-	-	-	-	-	GU19352401	1
32	Roller bearing 20x47x14	-	-	-	1a	-	GU92249220	2
	Tap.roller bearing	-	-	-	2a	-	GU92249223	2
33	Spacer 1,2 mm	-	-	-	2a	-	GU19355322	2
	Spacer 1,9 mm	-	-	-	2a	-	GU19355329	2
	Spacer 1,8 mm	-	-	-	2a	-	GU19355328	2
	Spacer 1,7 mm	-	-	-	2a	-	GU19355327	2
	Spacer 1,6 mm	-	-	-	2a	-	GU19355326	2
	Spacer 1,5 mm	-	-	-	2a	-	GU19355325	2
	Spacer 1,3 mm	-	-	-	2a	-	GU19355323	2
	Spacer 1,1 mm	-	-	-	2a	-	GU19355321	2
	Spacer 1 mm	-	-	-	2a	-	GU19355320	4
	Spacer 1 mm	-	-	-	1a	-	GU19355300	4
	Spacer 1,8 mm	-	-	-	1a	-	GU19355308	2
	Spacer 1,7 mm	-	-	-	1a	-	GU19355307	2
	Spacer 1,4 mm	-	-	-	2a	-	GU19355324	2
	Spacer 1,6 mm	-	-	-	1a	-	GU19355306	2
	Spacer 1,5 mm	-	-	-	1a	-	GU19355305	2
	Spacer 1,4 mm	-	-	-	1a	-	GU19355304	2
	Spacer 1,3 mm	-	-	-	1a	-	GU19355303	2
	Spacer 1,2 mm	-	-	-	1a	-	GU19355302	2
	Spacer 1,1 mm	-	-	-	1a	-	GU19355301	2
	Spacer 1,9 mm	-	-	-	1a	-	GU19355309	2
34	Spacer	-	-	-	1a	-	GU19355100	1
	Spacer	-	-	-	2a	-	GU19355121	1
35	Shim 0,1 mm	-	-	-	-	-	GU19355200	2
36	Shim 0,15 mm	-	-	-	-	-	GU19355202	11
37	Spacer	-	-	-	-	-	GU19356801	1
38	Gasket ring 18,77X1,78	-	-	-	-	-	GU90706188	1
39	Nut	-	-	-	-	-	GU19356700	1
40	Gasket ring	-	-	-	-	-	GU90706552	1
41	Gasket ring	-	-	-	-	-	GU90403247	1
42	Pin	-	-	-	-	-	GU19555200	1
43	Nut M8X1,25	-	-	-	-	-	GU92602208	2

MOTO GUZZI	V 50 III 500 1980-1984	GU071	00	TAB N.	03

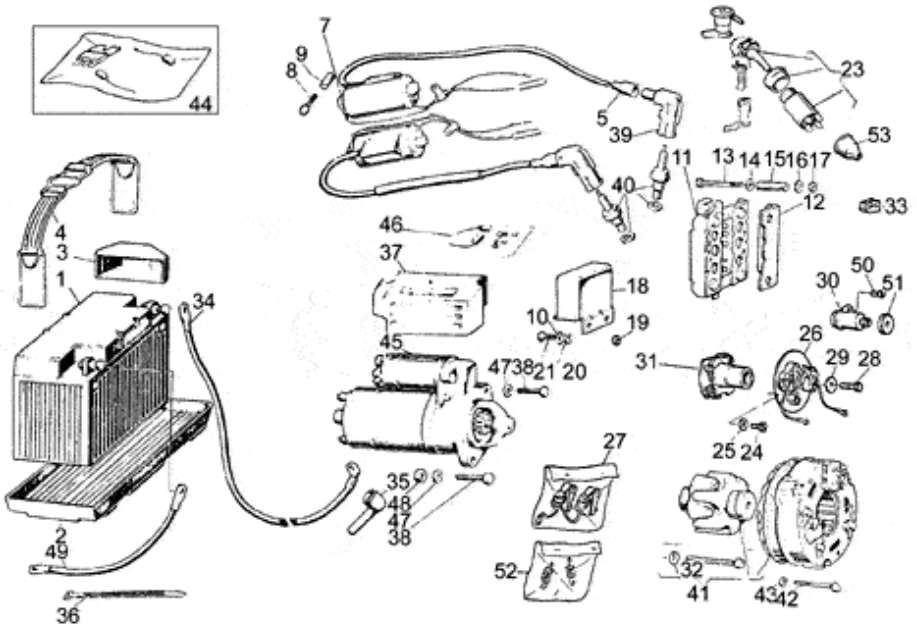

Pos.	Description	Year	I_M_	Country	Version		Code	Q.ty	P.Cod.
1	Battery 12V-24Ah	-	-	-	-	-	GU28704552	1	
	Battery 12V-32AH	-	-	-	-	-	GU14704505	1	
2	Float chamber	-	-	-	-	-	GU14707000	1	
3	Accumulator fixing wedge	-	-	-	-	-	GU14705350	1	
4	Clamp	-	-	-	-	-	GU19704800	1	
5	Cap	-	-	-	-	-	GU14717600	2	
7	HT coil	-	-	-	-	-	GU31716560	2	
8	Screw	-	-	-	-	-	GU98620240	4	
9	Spacer	-	-	-	-	-	GU91180721	4	
10	Washer	-	-	-	-	-	GU95000206	2	
11	Bosch rectifier	-	-	-	-	-	GU17704300	1	
12	Cover	-	-	-	-	-	GU61704200	1	
13	Screw	-	-	-	-	-	GU98052245	4	
14	Washer 6,4x12x1,2	-	-	-	-	-	GU95100141	4	
15	Spacer	-	-	-	-	-	GU91180627	4	
16	Spring washer 5,3X10X0,5	-	-	-	-	-	GU95129100	4	
17	Nut	-	-	-	-	-	GU92602205	4	
18	Voltage regulator BOSCH	-	-	-	-	-	GU29703800	1	
19	Nut	-	-	-	-	-	GU92602206	2	
20	Special washer	-	-	-	-	-	GU61013800	2	
21	Screw	-	-	-	-	-	GU98054312	2	
23	Main switch	-	-	-	-	-	GU31735360	1	
24	Screw	-	-	-	-	-	GU98290512	2	
25	Washer	-	-	-	-	-	GU95000205	2	
26	Plate	-	-	-	00399N	-	GU27708520001	1	
27	Contact rev. kit	-	-	-	-	-	GU19709620	1	
28	Screw	-	-	-	-	-	GU98054314	1	
29	Washer 6.3X17X1.5	-	-	-	-	-	GU95100126	1	
30	Capacitor	-	-	-	-	-	GU19708620	2	
31	Spark advance	-	-	-	-	-	GU19708480	1	
32	Screw	-	-	-	-	-	GU14712459	1	
33	Rubber spacer	-	-	-	-	-	GU19007700	1	
34	Wire	-	-	-	-	-	GU19748000	1	
35	Cap	-	-	-	-	-	GU19707100	2	

36	Hose clamp	-	-	-	-	-	GU61609630	20
37	Protection	-	-	-	-	-	GU19733350	1
38	Hex screw M8X35	-	-	-	-	-	GU98052435	2
39	Sparkplug cap	-	-	-	-	-	GU14717400	2
40	Spark plug NGK B8ES	-	-	-	-	-	GU31717060	2
41	Bosch alternator	-	-	-	-	-	GU17712400	1
42	Hex socket screw M5X45	-	-	-	-	-	GU98620245	3
43	Notched washer	-	-	-	-	-	GU95021105	3
44	Repairing kit	-	-	-	-	-	GU17712454	1
45	Starter motor Valeo	-	-	-	-	-	GU30730711	1
46	Starter motor revision kit	-	-	-	-	-	GU14730570	1
47	Washer	-	-	-	-	-	GU95004208	2
48	Nut M8X1,25	-	-	-	-	-	GU92602208	1
49	Ground-battery lead	-	-	-	-	-	GU19748400	1
50	Screw	-	-	-	-	-	GU98200408	2
51	Cap	-	-	-	-	-	GU19708720	2
52	Spring kit	-	-	-	-	-	GU19719820	1
53	Ring nut	-	-	-	-	-	GU19741336	1

MOTO GUZZI	V 50 III 500 1980-1984	GU071	00	TAB N.	04

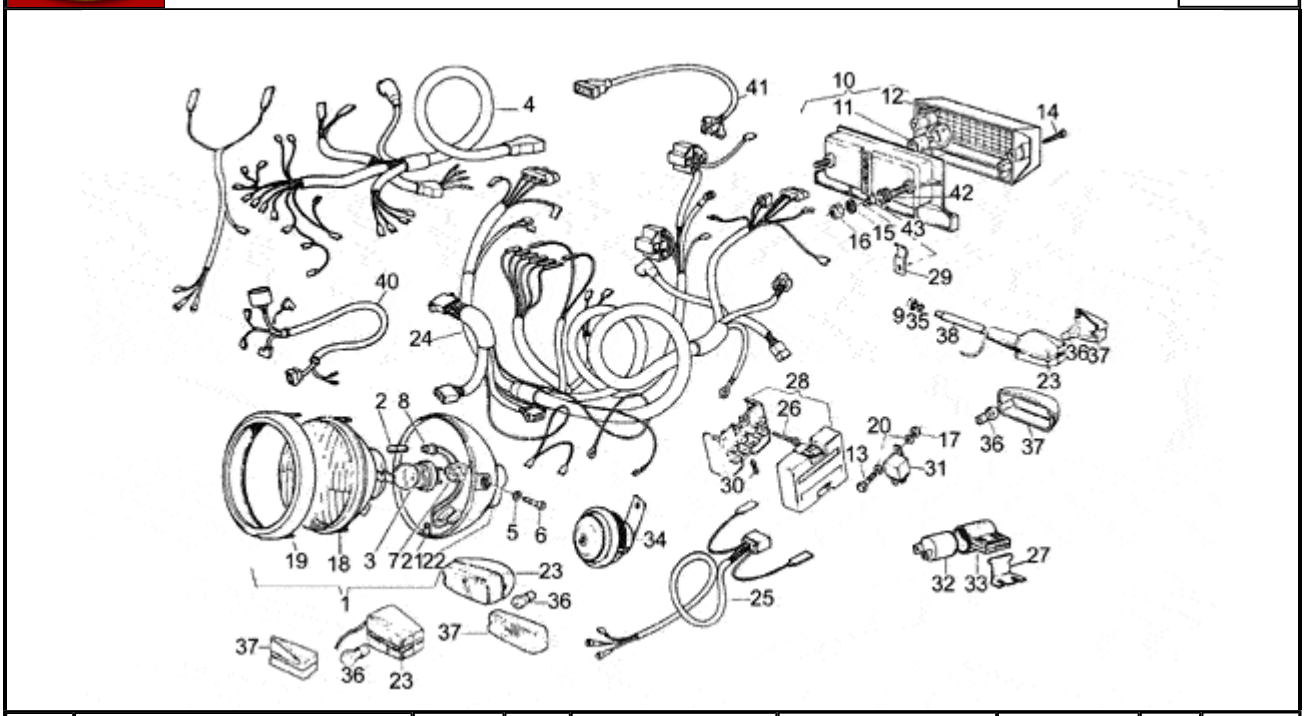

Pos.	Description	Year	I_M_	Country	Version	Code	Q.ty	P.Cod.
1	Headlight	-	-	-	- -	GU28740533	1	
2	Lamp 12V-4W	-	-	-	- -	GU93450119	1	
3	Lamp 12V 45/40W	-	-	-	- -	GU93450231	1	
4	Instrum.board cable kit	-	-	-	- -	GU19747281	1	
5	Washer	-	-	-	- -	GU95020111	2	
6	Screw	-	-	-	- -	GU98822520	2	
7	Main switch	-	-	-	- -	GU17740364	1	
8	Lampholder	-	-	-	- -	GU17740405	1	
9	Nut	-	-	-	- -	GU92602411	2	
10	Taillight	-	-	-	- -	GU65740900	1	
11	Lamp 12V/5-21W	-	-	-	- -	GU93450224	2	
12	Taillight lens	-	-	-	- -	GU65741700	1	
13	Screw	-	-	-	- -	GU98054212	2	
14	Screw	-	-	-	- -	GU98054314	2	
15	Notched washer	-	-	-	- -	GU95021106	4	
16	Nut	-	-	-	- -	GU92602206	2	
17	Nut	-	-	-	- -	GU92602205	2	
18	Optical group	-	-	-	- -	GU19740455	1	
19	Light frame	-	-	-	- -	GU19740454	1	
20	Washer 5,25x14x1,5	-	-	-	- -	GU95100059	4	
21	Cap	-	-	-	- -	GU19740458	1	
22	Rear cap plug	-	-	-	- -	GU19740404	1	
23	Rear turn indicator	-	-	-	- -	GU28751650	4	
24	Electrical system	-	-	-	- -	GU19747120	1	
25	Taillight wiring harn.	-	-	-	- -	GU62747320	1	
26	Screw	-	-	-	- -	GU98622220	2	
27	Plate	-	-	-	- -	GU19750435	1	
28	Fuse holder box	-	-	-	- -	GU19743000	1	
29	U-bolt	-	-	-	- -	GU93301313	1	
30	Fuse 16A	-	-	-	- -	GU17742550	4	
31	Starter relay	-	-	-	- -	GU19732500	2	
32	Flasher unit	-	-	-	- -	GU17750520	1	
33	Block	-	-	-	- -	GU17751200	1	

34	Horn	-	-	-	-	-	GU61743700	1
35	Notched washer	-	-	-	-	-	GU95021110	2
36	Lamp 12V-10W	-	-	-	-	-	GU93450129	4
37	Turn indicator lens	-	-	-	-	-	GU28753750	4
38	Rear turn indicator supp.	-	-	-	-	-	GU28751750	2
40	Wiring	-	-	-	-	-	GU19726380	1
41	Wire	-	-	-	-	-	GU19747105	1
42	Rubber spacer	-	-	-	-	-	GU91551085	2
43	Spacer	-	-	-	-	-	GU91180607	2

V 50 III 500 1980-1984	GU071	00	TAB N.	05
SWING ARM				

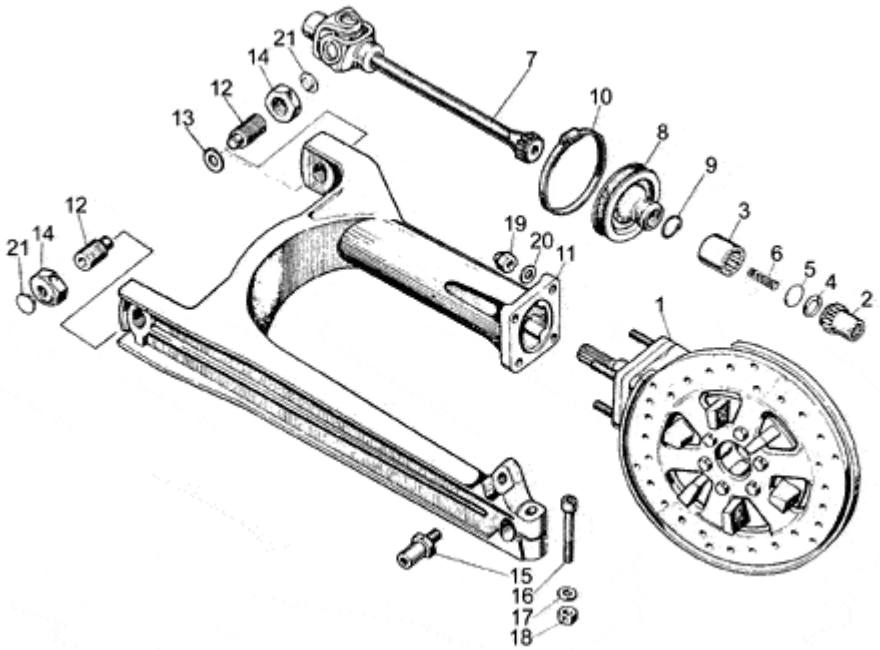

Pos.	Description	Year	I_M_	Country	Version		Code	Q.ty	P.Cod.
1	Transmission box assy., blank	-	-	-	-	-	GU19350220	1	
2	Hose	-	-	-	-	-	GU19327701	1	
3	Hose	-	-	-	-	-	GU19328801	1	
4	Circlip	-	-	-	-	-	GU90272023	1	
5	Disc	-	-	-	-	-	GU19327601	1	
6	Spring	-	-	-	-	-	GU94321099	1	
7	Coupling	-	-	-	-	-	GU19328021	1	
8	Protection collar	-	-	-	-	-	GU19548001	1	
9	Spring	-	-	-	-	-	GU19548101	1	
10	Hose clamp 62/82 mm	-	-	-	-	-	GU12548201	1	
11	Swing arm	-	-	-	-	-	GU19540200	1	
12	Pin	-	-	-	-	-	GU19547000	2	
13	Spacer	-	-	-	-	-	GU35214300	1	
14	Nut	-	-	-	-	-	GU14547800	2	
15	Pin	-	-	-	-	-	GU19555200	1	
16	Screw	-	-	-	-	-	GU98052550	1	
17	Washer 10,2x18x2	-	-	-	-	-	GU95004210	1	
18	Nut	-	-	-	-	-	GU92602210	1	
19	Nut	-	-	-	-	-	GU92781081	4	
20	Washer 8,4X13X0,8	-	-	-	-	-	GU14615901	4	
21	Plug	-	-	-	-	-	GU93180105	2	

MOTO GUZZI	V 50 III 500 1980-1984	GU071	00	TAB N.	06
	RH FRONT BRAKE SYSTEM				

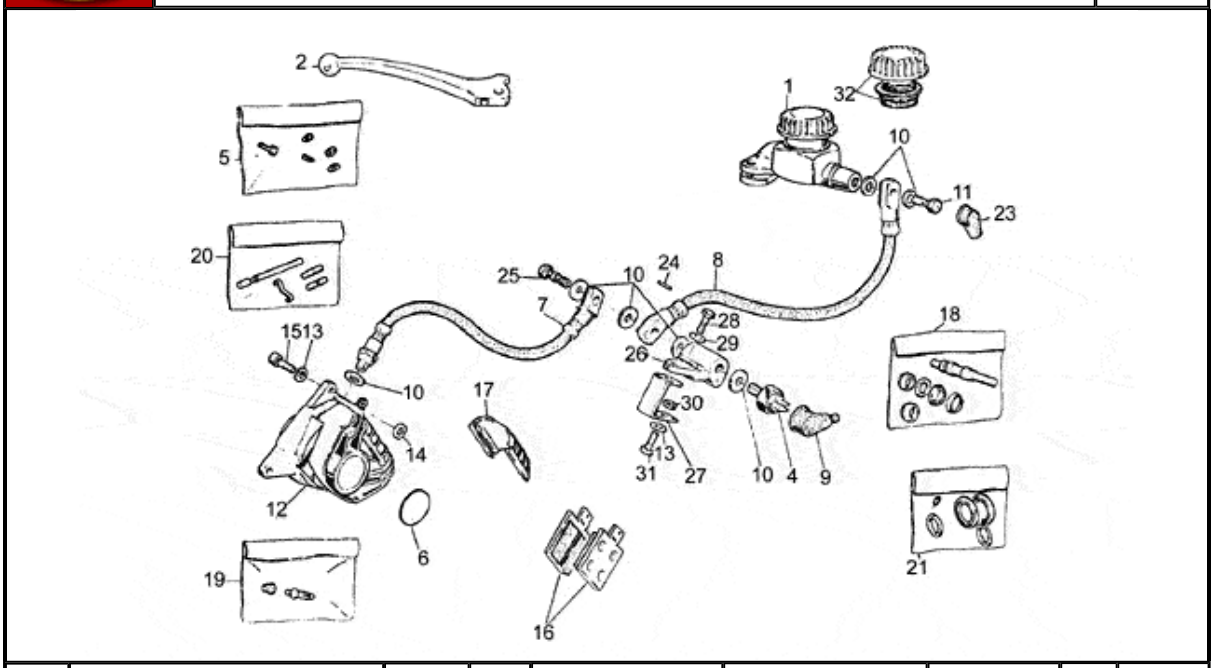

Pos.	Description	Year	I_M_	Country	Version		Code	Q.ty	P.Cod.
1	Front master cilinder	-	-	-	-	-	GU28660178	1	
2	Front brake lever	-	-	-	-	-	GU14605650	1	
4	Brake light switch	-	-	-	-	-	GU25657001	1	
5	Lever overhaul kit	-	-	-	-	-	GU17659450	1	
6	Brake caliper decal	-	-	-	-	-	GU19652700	1	
7	Brake fluid line	-	-	-	-	-	GU63657121	1	
8	Brake fluid line	-	-	-	-	-	GU63657120	1	
9	Cap	-	-	-	-	-	GU12735100	1	
10	Gasket	-	-	-	-	-	GU25656100	7	
11	Oil pipe screw *	-	-	-	-	-	GU95990028	1	
12	RH front brake caliper Grimeca	-	-	-	29895C	-	GU31652365	1	
13	Spring washer 8x15x0,3	-	-	-	-	-	GU61270300	3	
14	Washer 8,5X18X0,5	-	-	-	-	-	GU95100250	2	
	Washer 8,5X18X0,8	-	-	-	-	-	GU95100251	2	
15	Screw	-	-	-	-	-	GU98622422	2	
16	Pads pair GRIMECA	-	-	-	29895C	-	GU31654665	2	
	Pads pair BREMBO	-	-	-	-	-	GU27654610	1	
17	Brake caliper cover BREMBO	-	-	-	-	-	GU39654700	1	
	Brake caliper cover GRIMECA	-	-	-	29895C	-	GU31654765	1	
18	Brake caliper rev. kit GRIMECA	-	-	-	29895C	-	GU66659031	1	
	Rear pump rev. kit	-	-	-	-	-	GU17659352	1	
19	Bleeder+cap GRIMECA	-	-	-	29895C	-	GU31659265	1	
	Bleeder+cap BREMBO D.6	-	-	-	-	-	GU65659200	1	
20	Pins+spring GRIMECA	-	-	-	29895C	-	GU31659165	2	
	Pins+spring BREMBO	-	-	-	-	-	GU39659100	1	
21	Brake caliper rev. kit BREMBO	-	-	-	-	-	GU39659000	1	
	Brake caliper rev. kit GRIMECA	-	-	-	29895C	-	GU66659031	1	
23	Cap	-	-	-	-	-	GU39663801	1	
24	Pin	-	-	-	-	-	GU95510311	1	
25	Oil pipe connector screw	-	-	-	-	-	GU95990034	1	
26	Distributor	-	-	-	-	-	GU14656800	1	
27	Plate	-	-	-	-	-	GU39658480	1	
28	Hex screw M6X20	-	-	-	-	-	GU98054320	1	
29	Special washer	-	-	-	-	-	GU61013800	1	
30	Nut	-	-	-	-	-	GU92602206	1	
31	Hex screw M8X16	-	-	-	-	-	GU98054416	1	
32	Tank cap	-	-	-	-	-	GU17661052	1	

MOTO GUZZI	V 50 III 500 1980-1984	GU071	00	TAB N.	07

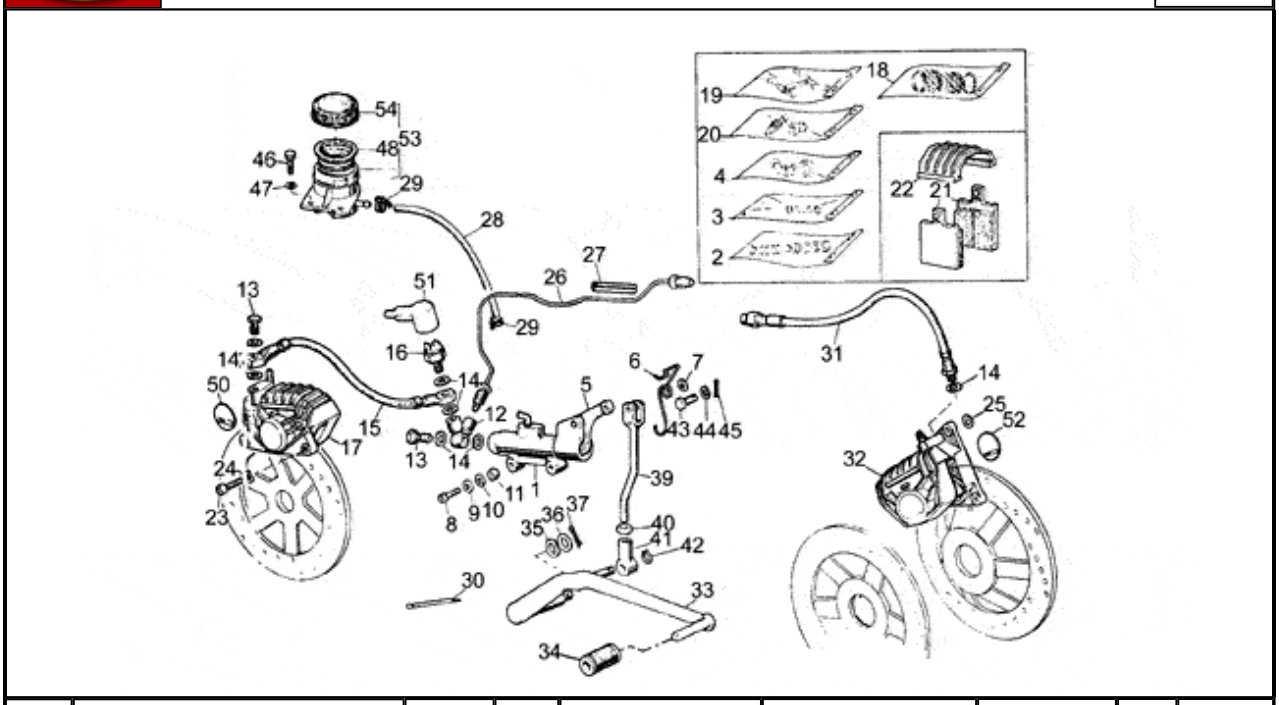

Pos.	Description	Year	I_M_	Country	Version		Code	Q.ty	P.Cod.
1	Rear master cylinder	-	-	-	-	-	GU31666990	1	
2	Pump revision kit	-	-	-	-	-	GU17659350	1	
3	Lever overhaul kit	-	-	-	-	-	GU19659600	1	
4	Pump connection overhaul unit	-	-	-	-	-	GU19659500	1	
5	Rear brake lever	-	-	-	-	-	GU19667500	1	
6	Rear brake lever spring	-	-	-	-	-	GU19667600	1	
7	Washer 6,15x11x0,8	-	-	-	-	-	GU95004206	1	
8	Screw	-	-	-	-	-	GU98052326	2	
9	Special washer	-	-	-	-	-	GU61013800	2	
10	Notched washer	-	-	-	-	-	GU95021106	2	
11	Nut	-	-	-	-	-	GU92602206	2	
12	Connection	-	-	-	-	-	GU19668000	1	
13	Oil pipe screw *	-	-	-	-	-	GU95990028	2	
14	Gasket	-	-	-	-	-	GU25656100	7	
15	Brake line	-	-	-	-	-	GU17657101	1	
16	Brake light switch	-	-	-	-	-	GU14657050	1	
17	Rear brake caliper	-	-	-	-	-	GU23653011	1	
18	Brake caliper rev. kit GRIMECA	-	-	-	29895C	-	GU66659031	1	
	Brake caliper rev. kit BREMBO	-	-	-	-	-	GU39659000	2	
19	Pins+spring GRIMECA	-	-	-	29895C	-	GU31659165	2	
	Pins+spring BREMBO	-	-	-	-	-	GU39659100	2	
20	Bleeder+cap GRIMECA	-	-	-	29895C	-	GU31659265	1	
	Bleeder+cap BREMBO D.6	-	-	-	-	-	GU65659200	2	
21	Pads pair GRIMECA	-	-	-	29895C	-	GU31654665	2	
	Pads pair BREMBO	-	-	-	-	-	GU27654610	1	
22	Brake caliper cover GRIMECA	-	-	-	29895C	-	GU31654765	1	
	Brake caliper cover BREMBO	-	-	-	-	-	GU39654700	2	
23	Screw	-	-	-	-	-	GU98622422	4	
24	Spring washer 8x15x0,3	-	-	-	-	-	GU61270300	4	
25	Washer 8,5X18X0,8	-	-	-	-	-	GU95100251	2	
	Washer 8,5X18X0,5	-	-	-	-	-	GU95100250	2	
26	Pipe	-	-	-	-	-	GU19658735	1	
27	Piston ring	-	-	-	-	-	GU17659650	3	
28	Pipe	-	-	-	-	-	GU00823947090	1	

29	Hose clamp	-	-	-	-	-	GU19157800	2
30	Hose clamp	-	-	-	-	-	GU61609630	2
31	Brake hose	-	-	-	-	-	GU17658860	1
32	LH front brake caliper Grimeca	-	-	-	29895C	-	GU31652265	1
33	Rear brake lever	-	-	-	-	-	GU19677000	1
34	Rubber spacer	-	-	-	-	-	GU14251001	1
35	Spring washer	-	-	-	-	-	GU95129260	1
36	Flat washer	-	-	-	-	-	GU95004215	1
37	Split pin	-	-	-	-	-	GU95500227	1
39	Change gear tie rod compl.	-	-	-	-	-	GU19675000	1
40	Nut	-	-	-	-	-	GU92690073	1
41	Block	-	-	-	-	-	GU18257551	1
42	Circlip	-	-	-	-	-	GU90271008	1
43	Pin	-	-	-	-	-	GU95770265	1
44	Washer	-	-	-	-	-	GU95129110	1
45	Split pin	-	-	-	-	-	GU95500222	1
46	Screw	-	-	-	-	-	GU98052220	2
47	Washer 6,4x12x1,2	-	-	-	-	-	GU95100141	2
48	Tank cap	-	-	-	-	-	GU17661052	1
50	Rear brake cal. decal	-	-	-	-	-	GU19654900	2
51	Cap	-	-	-	-	-	GU12735100	1
52	Brake caliper decal	-	-	-	-	-	GU19652700	1
53	Brake oil tank	-	-	-	-	-	GU65663500	1
54	Pump cover	-	-	-	-	-	GU17661152	1

MOTO GUZZI	V 50 III 500 1980-1984	GU071	00	TAB N.	08
	HANDLEBAR				

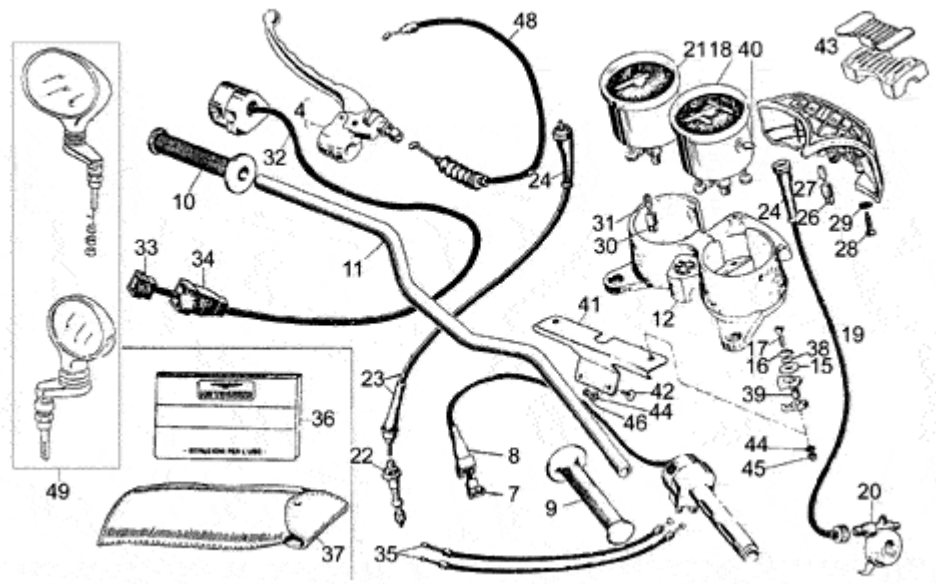

Pos.	Description	Year	I_M_	Country	Version	Code	Q.ty	P.Cod.
4	Clutch lever control	-	-	-	- -	GU19605501	1	
7	4-way connector	-	-	-	- -	GU17756160	1	
8	Cap	-	-	-	- -	GU17756060	1	
9	RH hand grip	-	-	-	- -	GU65603500	1	
10	LH hand grip	-	-	-	- -	GU65603000	1	
11	Handlebar	-	-	-	- -	GU31600390	1	
12	Instrument support	-	-	-	- -	GU19501500	1	
15	Washer	-	-	-	- -	GU95090142	2	
16	Washer	-	-	-	- -	GU18577850	2	
17	Screw	-	-	-	- -	GU98270641	2	
18	Speedometer	-	-	-	- -	GU19761500	1	
19	Transmission	-	-	-	- -	GU19760480	1	
20	Odometer gear	-	-	-	- -	GU39762501	1	
21	Tachometer	-	-	-	- -	GU17767260	1	
22	Gear Z=14	-	-	-	- -	GU14769200	1	
23	Rev counter transmission	-	-	-	- -	GU19768180	1	
24	Sheath	-	-	-	- -	GU17762200	2	
26	Lampholder	-	-	-	- -	GU19768680	7	
27	Lamp 12V-1,2W	-	-	-	- -	GU93450140	7	
28	Screw	-	-	-	- -	GU98830225	2	
29	Notched washer	-	-	-	- -	GU95021105	2	
30	Lampholder	-	-	-	- -	GU14768650	2	
31	Lamp 12v-3w	-	-	-	- -	GU93450120	2	
32	LH lights selector	-	-	-	- -	GU23738001	1	
33	Connector	-	-	-	- -	GU61740551	1	
34	Rubber protection	-	-	-	- -	GU35755780	1	
35	Throttle cable	-	-	-	- -	GU19117580	2	
36	Operator's handbook	-	-	F	- -	GU19900057	1	
	Operator's handbook	-	-	I	- -	GU19900080	1	
	Operator's handbook	-	-	D	- -	GU19900083	1	
37	Toolkit	-	-	-	- -	GU28929940	1	
38	O-ring	-	-	-	- -	GU45212400	2	
39	Spacer	-	-	-	- -	GU91180721	2	

40	Reset button	-	-	-	-	-	GU19762810	1
41	Plate	-	-	-	-	-	GU19764081	1
42	Screw	-	-	-	-	-	GU98074316	2
43	Cover	-	-	-	-	-	GU19500500	1
44	Washer	-	-	-	-	-	GU95000206	3
45	Nut M6x1	-	-	-	-	-	GU92630106	2
46	Nut	-	-	-	-	-	GU92602206	1
48	Clutch cable	-	-	-	-	-	GU19093052	1
49	Mirrors-pair	-	-	-	-	-	GU23999570	1

MOTO GUZZI	V 50 III 500 1980-1984	GU071	00	TAB N.	09

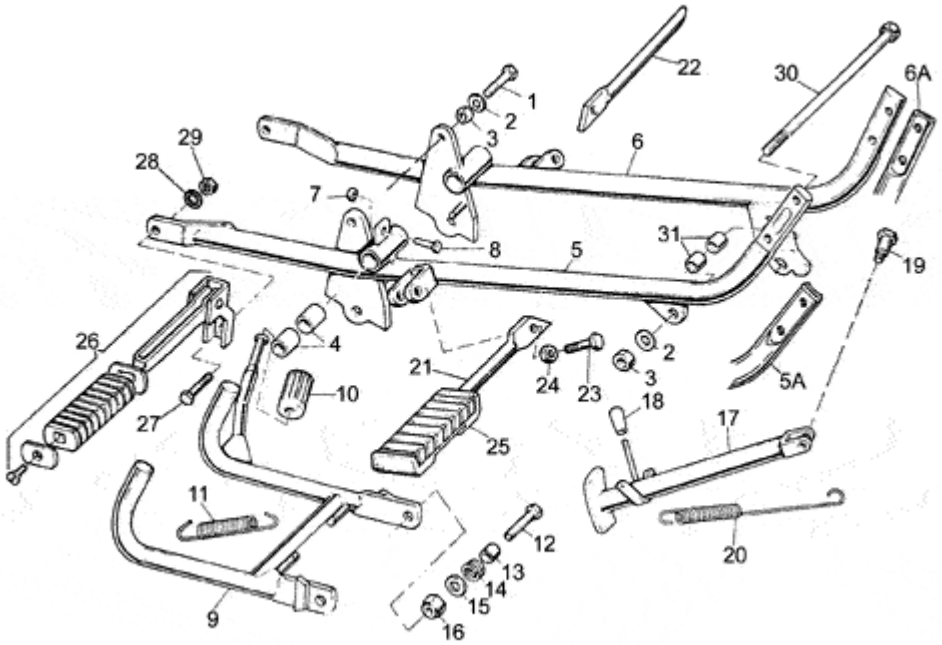

Pos.	Description	Year	I_M_	Country	Version	Code	Q.ty	P.Cod.
1	Screw	-	-	-	- -	GU98052565	2	
2	Washer 10,2x18x2	-	-	-	- -	GU95004210	3	
3	Nut	-	-	-	- -	GU92602210	3	
4	Bush 19 mm	-	-	-	- -	GU18252050	4	
5	RH craddle arm	-	-	-	- -	GU19420300	1	
	RH craddle arm	-	-	-	- -	GU19420320	1	
6	LH craddle arm	-	-	-	- -	GU19422120	1	
	LH craddle arm	-	-	-	- -	GU19422100	1	
7	Nut	-	-	-	- -	GU92602206	1	
8	Hex screw M6X22	-	-	-	- -	GU98054322	1	
9	Central stand	-	-	-	- -	GU19430305	1	
10	Rubber pedal	-	-	-	- -	GU13432640	1	
11	Lateral stand spring	-	-	-	- -	GU12434001	2	
12	Screw	-	-	-	- -	GU98054530	2	
13	Spacer	-	-	-	- -	GU91181114	2	
14	Spring	-	-	-	- -	GU94322215	1	
15	Washer	-	-	-	- -	GU95000210	2	
16	Nut M10x1,5	-	-	-	- -	GU92630510	2	
17	Lateral stand	-	-	-	- -	GU19432000	1	
18	Lockup rubber	-	-	-	- -	GU19433000	1	
19	Pin	-	-	-	- -	GU99105129	1	
20	Spring	-	-	-	- -	GU19434000	2	
21	RH pipe	-	-	-	- -	GU39440700	1	
22	LH pipe	-	-	-	- -	GU39441800	1	
23	Screw	-	-	-	- -	GU98820430	2	
24	Nut M8X1,25	-	-	-	- -	GU92602208	2	
25	Front footrest	-	-	-	- -	GU39443200	2	
26	Rear footrest	-	-	-	- -	GU61442300	2	
27	Hex screw M10X22	-	-	-	- -	GU98054522	2	
28	Notched washer	-	-	-	- -	GU95021110	2	
29	Nut	-	-	-	- -	GU92602410	2	
30	Pin M10x250	-	-	-	- -	GU53429500	1	
31	Bush	-	-	-	- -	GU19017000	2	

V 50 III 500 1980-1984	GU071	00	TAB N.	10
WHEELS				

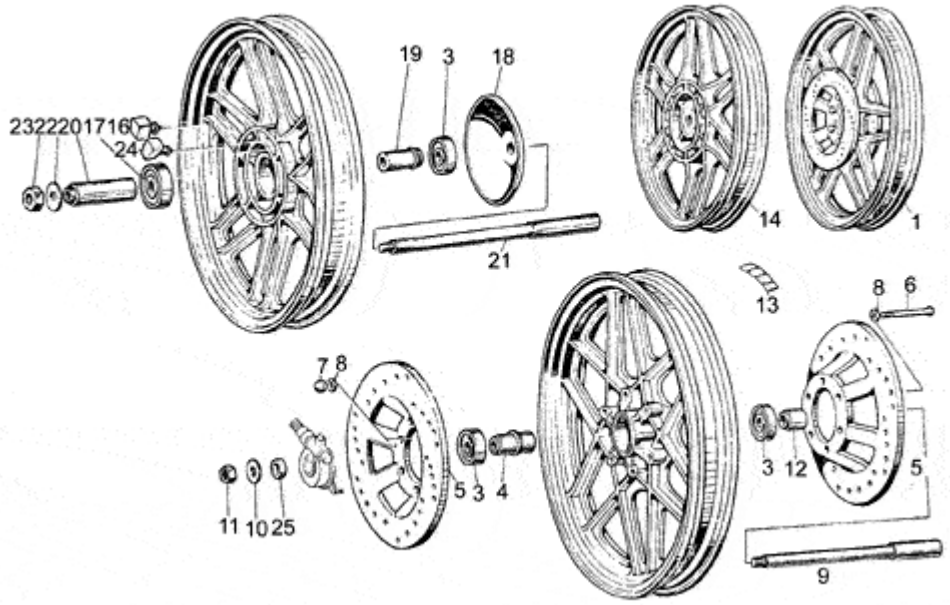

Pos.	Description	Year	I_M_	Country	Version	Code	Q.ty	P.Cod.
1	Front wheel	-	-	-	- -	GU19610305	1	
3	Bearing	-	-	-	- -	GU92204217	3	
4	Spacer	-	-	-	- -	GU19615335	1	
5	Brake disc	-	-	-	- -	GU31613380	2	
6	Hex screw M8X75	-	-	-	- -	GU98052475	6	
7	Cap nut	-	-	-	- -	GU92730082	6	
8	Washer	-	-	-	- -	GU95004208	12	
9	Front wheel spindle	-	-	-	- -	GU19614100	1	
10	Washer 17X27X2	-	-	-	- -	GU95004217	1	
11	Nut M16X1,5	-	-	-	- -	GU92602516	1	
12	Spacer	-	-	-	- -	GU61616330	1	
13	Counterweight	-	-	-	- -	GU14616150	3	
14	Rear wheel	-	-	-	- -	GU19630600	1	
16	LH rubber coupling	-	-	-	- -	GU19632502	6	
17	Bearing	-	-	-	- -	GU92204218	1	
18	Protection	-	-	-	- -	GU19636400	1	
19	Bearing internal spacer	-	-	-	- -	GU19633935	1	
20	Spacer	-	-	-	- -	GU19634100	1	
21	Rear wheel spindle	-	-	-	- -	GU19633300	1	
22	Washer	-	-	-	- -	GU14634400	1	
23	Nut M6X1,5	-	-	-	- -	GU92602316	1	
24	RH rubber coupling	-	-	-	- -	GU19632501	6	
25	Spacer	-	-	-	- -	GU61615630	1	

MOTO GUZZI	V 50 III 500 1980-1984	GU071	00	TAB N.	11

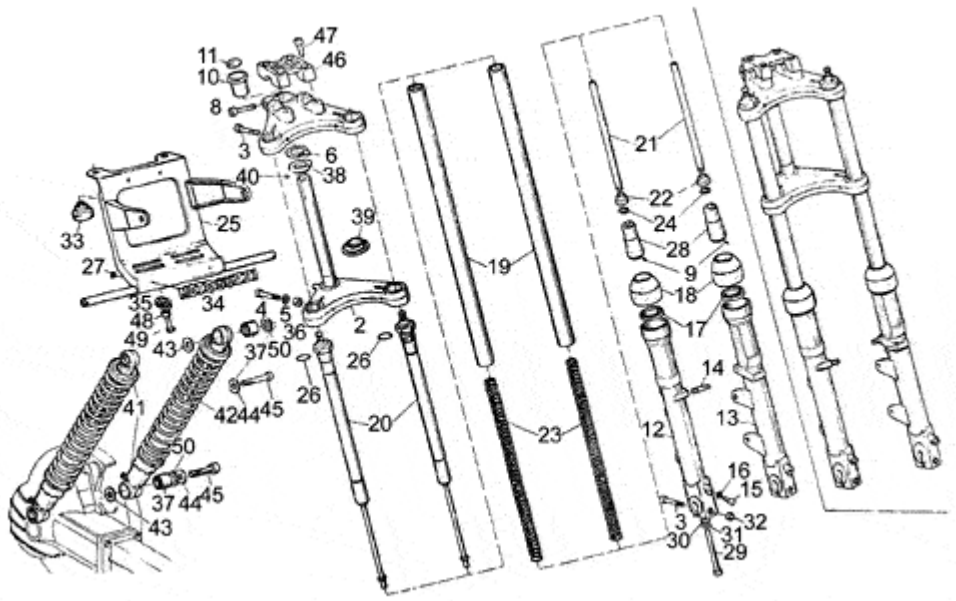

Pos.	Description	Year	I_M_	Country	Version	Code	Q.ty	P.Cod.
2	Lower plate	-	-	-	- -	GU394940021	1	
3	Screw M10X40	-	-	-	- -	GU98620540	4	
4	Screw	-	-	-	- -	GU98620555	2	
5	Washer 10,2x18x2	-	-	-	- -	GU95004210	2	
6	Washer	-	-	-	- -	GU62493200	1	
8	Screw M8X35	-	-	-	- -	GU98620435	1	
9	Dowel	-	-	-	- -	GU95510308	2	
10	Bush	-	-	-	- -	GU14516600	1	
11	Plug	-	-	-	- -	GU17517700	1	
12	LH sleeve	-	-	-	- -	GU195226001	1	
13	RH sleeve	-	-	-	- -	GU195225001	1	
14	Stud bolt	-	-	-	- -	GU96508021	4	
15	Screw	-	-	-	- -	GU98622312	2	
16	Washer 6,25x10x1,5	-	-	-	- -	GU95100116	2	
17	Gasket ring	-	-	-	- -	GU90403142	2	
18	Dust cover	-	-	-	- -	GU53524540	2	
19	Sleeve	-	-	-	- -	GU39525401	2	
20	Shock absorber	-	-	-	- -	GU19526480	2	
21	Pipe	-	-	-	- -	GU19527880	2	
22	Spring seat	-	-	-	- -	GU53527940	2	
23	Fork spring	-	-	-	- -	GU19526600	2	
24	Circlip	-	-	-	- -	GU90271012	2	
25	Support	-	-	-	- -	GU19574781	1	
26	Gasket ring	-	-	-	- -	GU90706238	2	
27	Plate	-	-	-	- -	GU39922200	2	
28	Stroke limit stop	-	-	-	- -	GU19527480	2	
29	Screw	-	-	-	- -	GU98620480	2	
30	Gasket 8,25x15x1	-	-	-	- -	GU12154200	2	
31	Washer	-	-	-	- -	GU95004208	2	
32	Nut	-	-	-	- -	GU92781100	2	
33	Rubber spacer	-	-	-	- -	GU19574180	2	
34	Name plate Moto Guzzi	-	-	-	- -	GU19923480	1	
35	Rubber spacer	-	-	-	- -	GU19573880	1	

36	Spacer	-	-	-	-	-	GU91181110	2
37	Silent-block	-	-	-	-	-	GU14551655	4
38	Plug	-	-	-	-	-	GU61514940	1
39	Steering race	-	-	-	00201N	-	GU61515240	1
40	Ball	-	-	-	-	-	GU92295704	44
41	Rear shock absorber	-	-	-	-	-	GU19550281	2
42	Spring	-	-	-	-	-	GU19552380	2
43	Flat washer	-	-	-	-	-	GU95004215	4
44	Washer	-	-	-	-	-	GU95100256	4
45	Screw	-	-	-	-	-	GU98822416	4
46	Handlebar U-bolt	-	-	-	-	-	GU19500200	1
47	Screw	-	-	-	-	-	GU98830430	4
48	Bush	-	-	-	-	-	GU28436460	1
49	Screw	-	-	-	-	-	GU98328022	1
50	Washer	-	-	-	-	-	GU95100524	4

Revente Interdite - Revendita Vietata - Resaling Forbiden - Wiederverkauf Verboten

MOTO GUZZI	V 50 III 500 1980-1984	GU071	00	TAB N.	12

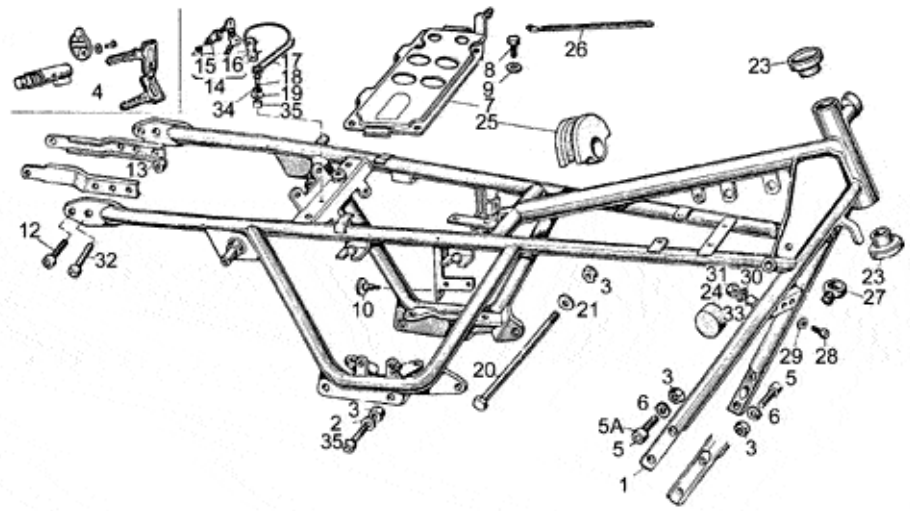

Pos.	Description	Year	I_M_	Country	Version	Code	Q.ty	P.Cod.
1	Frame	-	-	-	- -	GU19400185	1	
2	Washer 10,2x18x2	-	-	-	- -	GU95004210	2	
3	Nut	-	-	-	- -	GU92602210	7	
4	Lock	-	-	-	- -	GU19782520	1	
5	Screw	-	-	-	- -	GU98622522	4	
	Screw 25 mm	-	-	-	- -	GU98622525	4	
6	Washer	-	-	-	- -	GU95120105	4	
7	Plate	-	-	-	- -	GU19418200	1	
8	Screw	-	-	-	- -	GU98054418	4	
9	Washer	-	-	-	- -	GU95004208	4	
10	Drift	-	-	-	- -	GU19705900	4	
12	Screw	-	-	-	- -	GU98822420	2	
13	Nut	-	-	-	- -	GU92630508	4	
14	Lock hardware kit	-	-	-	- -	GU19736881	1	
15	Hose clamp	-	-	-	- -	GU19104950	1	
16	Plate	-	-	-	- -	GU66105000	1	
17	Spring	-	-	-	- -	GU19461880	1	
18	Screw	-	-	-	- -	GU98054318	1	
19	Washer 6,4x12x1,2	-	-	-	- -	GU95100141	1	
20	Pin M10x205	-	-	-	- -	GU98110199	1	
21	Washer 10,2x18x2	-	-	-	- -	GU95004210	1	
23	Plug	-	-	-	- -	GU39515000	2	
24	Drift	-	-	-	- -	GU39103400	2	
25	Drift	-	-	-	- -	GU14107100	1	
26	Hose clamp	-	-	-	- -	GU61609630	1	
27	Eyelet	-	-	-	- -	GU19436500	1	
28	Screw	-	-	-	- -	GU98830430	1	
29	Washer	-	-	-	- -	GU95000208	1	
30	Spring washer	-	-	-	- -	GU95021108	1	
31	Nut M8X1,25	-	-	-	- -	GU92602208	1	
32	Screw	-	-	-	- -	GU98822425	2	
33	Spacer	-	-	-	- -	GU91181016	1	
34	Notched washer	-	-	-	- -	GU95021106	1	
35	Screw	-	-	-	- -	GU98052555	2	
36	Spacer	-	-	-	- -	GU91180706	1	

MOTO GUZZI	V 50 III 500 1980-1984	GU071	00	TAB N.	13
	DRIVE SHAFT				

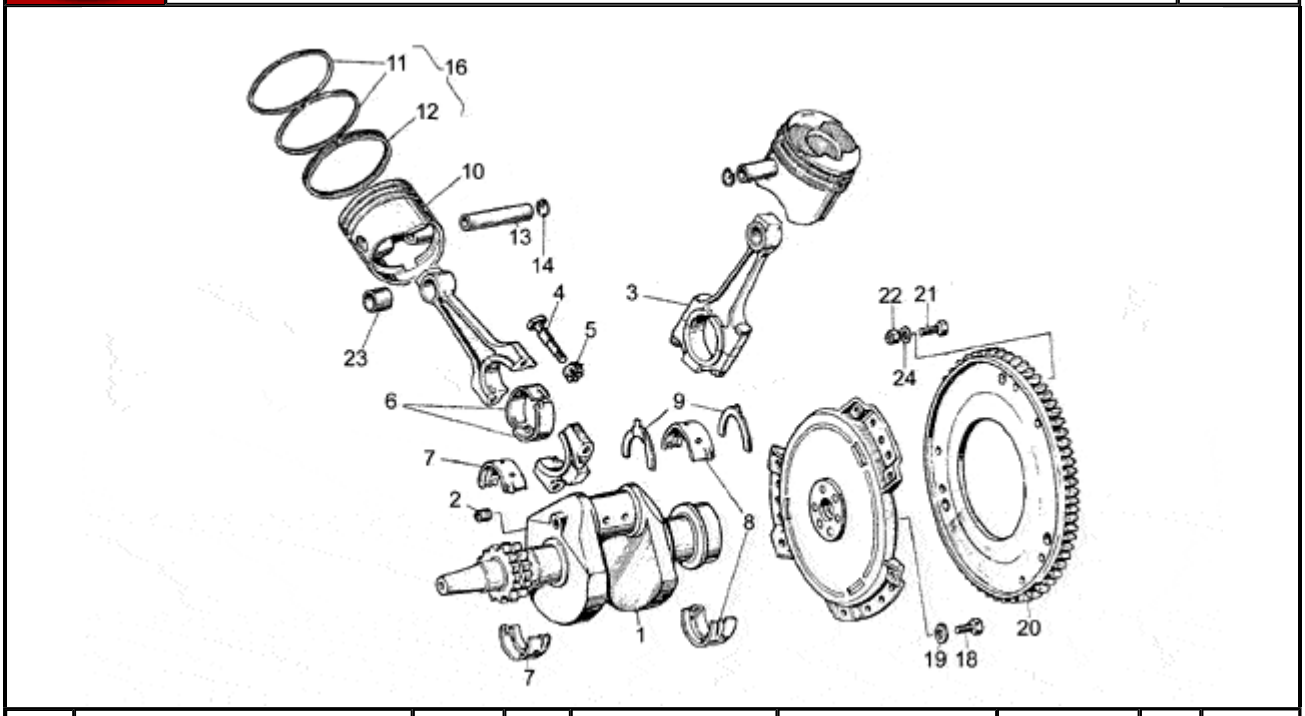

Pos.	Description	Year	I_M_	Country	Version		Code	Q.ty	P.Cod.
1	Drive shaft	-	-	-	M2	-	GU19064281	1	
	Drive shaft	-	-	-	M1	-	GU19064280	1	
2	Plug	-	-	-	-	-	GU19065400	1	
3	Connecting rod	-	-	-	-	-	GU19061521	2	
4	Connecting rod screw	-	-	-	-	-	GU19062220	4	
5	Nut	-	-	-	-	-	GU61062401	4	
6	Bearing half-shell	-	-	-	-	-	GU19062022	4	
7	Front main half-bearing	-	-	-	-	-	GU19065623	2	
8	Rear main half-bearing	-	-	-	-	-	GU19066522	2	
9	Shoulder	-	-	-	-	-	GU31066480	2	
10	Piston	-	-	-	-	-	GU19060481	2	
11	Ring	-	-	-	-	-	GU19060750	4	
12	Oil scraper ring	-	-	-	-	-	GU19061050	2	
13	Piston pin	-	-	-	-	-	GU19061280	2	
14	Stop ring	-	-	-	-	-	GU19061320	4	
16	Piston rings set	-	-	-	-	-	GU19060650	2	
18	Screw	-	-	-	-	-	GU19067700	6	
19	Washer 8,4X13X0,8	-	-	-	-	-	GU14615901	6	
20	Chain ring MOTOPLAT	-	-	-	-	-	GU19067900	1	
21	Hex screw M6X16	-	-	-	-	-	GU98054316	6	
	Screw	-	-	-	-	-	GU98054318	6	
22	Nut M6x1	-	-	-	-	-	GU92630106	6	
23	Bush	-	-	-	-	-	GU19061821	2	
24	Washer 6,4x10x0,7	-	-	-	-	-	GU14217901	6	

V 50 III 500 1980-1984	GU071	00	TAB N.	14
INTAKE-EXHAUST				

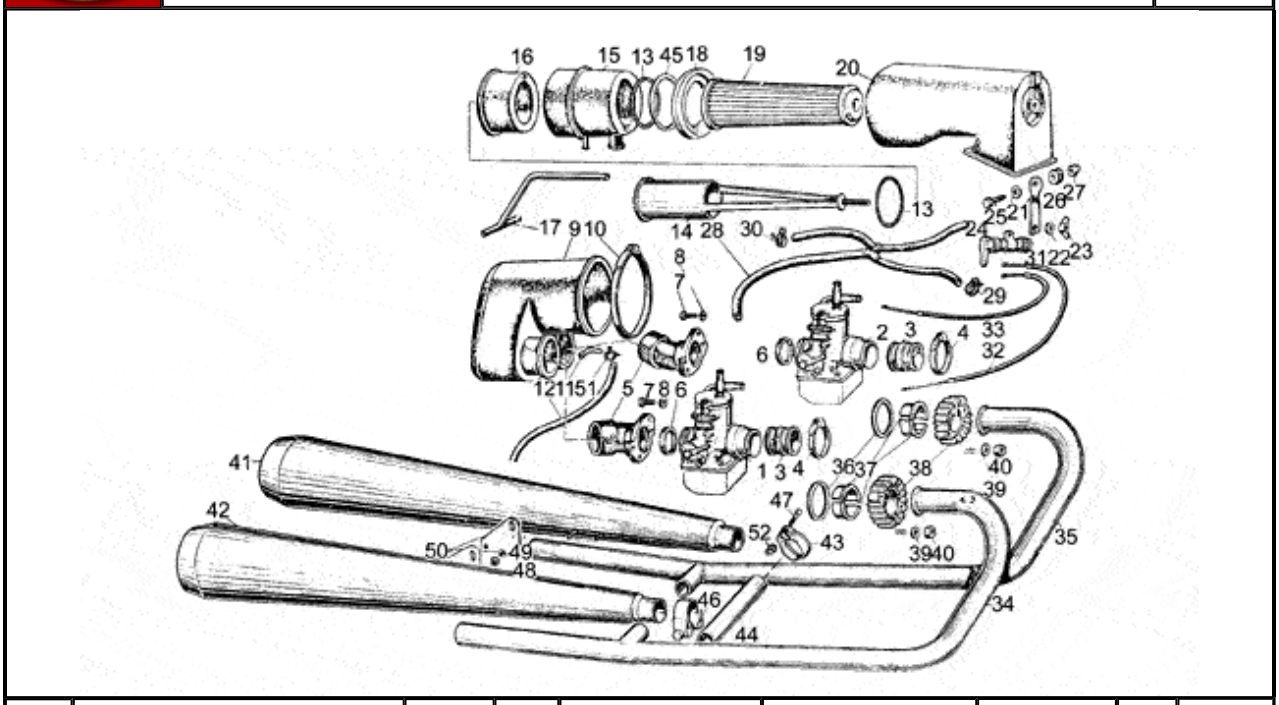

Pos.	Description	Year	I_M_	Country	Version	Code	Q.ty	P.Cod.
1	Carburettor RH PHBH 28 BD	-	-	-	- -	GU19112680	1	
2	Carburettor LH PHBH 28 BS	-	-	-	- -	GU19112681	1	
3	Hose	-	-	-	- -	GU19114360	2	
4	Hose clamp 32X52X8	-	-	-	- -	GU93305032	4	
5	Manifold	-	-	-	- -	GU19114480	2	
6	Gasket ring	-	-	-	- -	GU19114680	2	
7	Screw	-	-	-	- -	GU98054214	4	
8	Washer	-	-	-	- -	GU95004205	4	
9	Intake manifold	-	-	-	- -	GU19114300	1	
10	Hose clamp	-	-	-	- -	GU93305092	1	
11	Pipe	-	-	-	- -	GU17114650	1	
12	Breather pipe	-	-	-	- -	GU00823942090	1	
13	Gasket ring	-	-	-	- -	GU90706552	2	
14	Air filter support	-	-	-	- -	GU19155775	1	
15	Front hose	-	-	-	- -	GU19156701	1	
16	Rear hose	-	-	-	- -	GU19156900	1	
17	Breather pipe	-	-	-	- -	GU19156001	1	
18	Ring	-	-	-	- -	GU17113450	1	
19	Air filter	-	-	-	- -	GU17113651	1	
20	Filter cover	-	-	-	- -	GU17114050	1	
21	Plate	-	-	-	- -	GU19114100	1	
22	Spring washer 5,3X10X0,5	-	-	-	- -	GU95129100	1	
23	Nut	-	-	-	- -	GU92670305	1	
24	Screw	-	-	-	- -	GU98052222	1	
25	Washer 5,25x14x1,5	-	-	-	- -	GU95100059	2	
26	Rubber spacer	-	-	-	- -	GU91551085	1	
27	Nut	-	-	-	- -	GU92630105	1	
28	Fuel pipe union cap	-	-	-	- -	GU13934600	1	
29	Hose clamp	-	-	-	- -	GU61108400	2	
30	Hose clamp D9	-	-	-	- -	GU61108500	2	
31	Starter	-	-	-	- -	GU23133100	1	
32	Choke cable	-	-	-	- -	GU19133500	1	
33	LH choke cable	-	-	-	- -	GU19134000	1	
34	RH exhaust pipe	-	-	-	- -	GU19120707	1	

35	LH exhaust pipe	-	-	-	-	-	GU19120706	1
36	Gasket	-	-	-	-	-	GU19025280	2
37	Spacer	-	-	-	-	-	GU61025400	4
38	Exhaust ring nut	-	-	-	-	-	GU19121050	2
39	Special washer	-	-	-	-	-	GU61013800	4
40	Nut	-	-	-	-	-	GU92701062	4
41	LH silencer	-	-	-	OM1	-	GU19122935	1
	LH silencer	-	-	-	OM2	-	GU19122936	1
42	RH silencer	-	-	-	OM2	-	GU19123036	1
	RH silencer	-	-	-	OM1	-	GU19123035	1
43	Hose clamp	-	-	-	-	-	GU61126920	2
44	Exhaust pipe	-	-	-	-	-	GU19121135	1
45	Gasket	-	-	-	-	-	GU19113900	1
46	Hose clamp	-	-	-	-	-	GU19123435	2
47	Screw	-	-	-	-	-	GU61127520	2
48	Nut M8X1,25	-	-	-	-	-	GU92602208	4
49	Spring washer 8x15x0,3	-	-	-	-	-	GU61270300	4
50	Plate	-	-	-	OM1	-	GU19128605	2
	Plate	-	-	-	OM2	-	GU19128606	2
51	Hose clamp	-	-	-	-	-	GU35108450	2
52	Ring nut	-	-	-	-	-	GU61127220	2

MOTO GUZZI	V 50 III 500 1980-1984	GU071	00	TAB N.	15

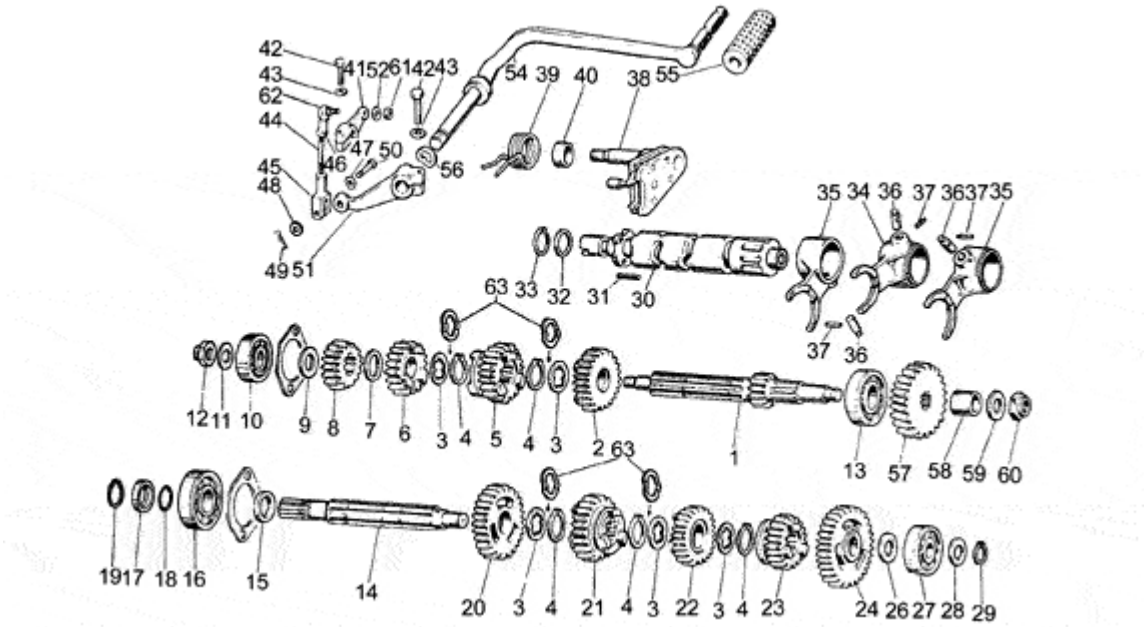

Pos.	Description	Year	I_M_	Country	Version		Code	Q.ty	P.Cod.
1	Primary gear shaft Z=11	-	-	-	-	-	GU19210520	1	
2	Gear 5a AS Z=22	-	-	-	-	-	GU19212020	1	
3	Thrust washer mm1	-	-	-	-	-	GU19215420	5	
4	Circlip	-	-	-	-	-	GU90271220	5	
5	Gear 4a AS Z=22	-	-	-	-	-	GU19211820	1	
6	Gear 3a AS Z=18	-	-	-	-	-	GU19211420	1	
7	Thrust washer	-	-	-	-	-	GU19214620	1	
8	Gear	-	-	-	-	-	GU19211320	1	
9	Washer	-	-	-	-	-	GU19212800	1	
10	Ball bearing	-	-	-	-	-	GU92201415	1	
11	Clearance washer	-	-	-	-	-	GU39238100	1	
12	Nut	-	-	-	-	-	GU10054100	1	
13	Bearing 20X47X14	-	-	-	-	-	GU92201220	1	
14	Driven shaft	-	-	-	-	-	GU19213620	1	
15	Spacer	-	-	-	-	-	GU19212900	1	
16	Bearing 20X47X14	-	-	-	-	-	GU92201220	1	
17	Spacer	-	-	-	-	-	GU19213720	1	
18	Gasket ring 18,77X1,78	-	-	-	-	-	GU90706188	1	
19	Circlip	-	-	-	-	-	GU90271121	1	
20	Gear	-	-	-	-	-	GU19214501	1	
21	Gear	-	-	-	-	-	GU19214820	1	
22	Gear	-	-	-	-	-	GU19215121	1	
23	Gear	-	-	-	-	-	GU19215220	1	
24	Gear	-	-	-	-	-	GU19214001	1	
26	Spacer	-	-	-	-	-	GU35214300	1	
27	Ball bearing	-	-	-	-	-	GU92201415	1	
28	Spacer	-	-	-	-	-	GU35214300	1	
	Thrust washer	-	-	-	-	-	GU39239300	1	
29	Circlip	-	-	-	-	-	GU90271115	1	
30	Shift cam	-	-	-	-	-	GU19234420	1	
31	Pin	-	-	-	-	-	GU19234600	4	
32	Spacer 1 mm	-	-	-	-	-	GU19355300	1	
33	Snap ring	-	-	-	-	-	GU90271020	1	

34	Fork AP	-	-	-	-	-	GU19231220	1
35	Fork AS	-	-	-	-	-	GU19231020	2
36	Roller	-	-	-	-	-	GU92297909	3
37	Pin	-	-	-	-	-	GU95520316	3
38	Pre-selector kit	-	-	-	01397N	-	GU20999520	1
39	Spring	-	-	-	-	-	GU61238200	1
	Spring	-	-	-	01397N	-	GU28238261	1
40	Spacer	-	-	-	01397N	-	GU20208520	1
	Bush	-	-	-	-	-	GU91182010	1
41	Shift lever	-	-	-	-	-	GU19258220	1
42	Screw	-	-	-	-	-	GU98052325	2
43	Notched washer	-	-	-	-	-	GU95021106	2
44	Tie rod	-	-	-	-	-	GU18257950	1
45	Fork	-	-	-	-	-	GU12626800	1
46	Nut	-	-	-	-	-	GU92602206	2
47	Washer	-	-	-	-	-	GU95129110	1
48	Washer 6,15x11x0,8	-	-	-	-	-	GU95004206	1
49	Split pin	-	-	-	-	-	GU95500222	1
50	Pin	-	-	-	-	-	GU95770265	1
51	Lever	-	-	-	-	-	GU19256920	1
52	Special washer	-	-	-	-	-	GU61013800	1
54	Complete gearchange lever	-	-	-	-	-	GU19250900	1
55	Rubber spacer	-	-	-	-	-	GU14251001	1
56	Spring washer	-	-	-	-	-	GU95129260	1
57	Idle gear Z=23	-	-	-	-	-	GU19211140	1
58	Bush	-	-	-	-	-	GU19266720	1
59	Clearance washer	-	-	-	-	-	GU39238100	1
60	Nut	-	-	-	-	-	GU10054100	1
61	Nut M6x1	-	-	-	-	-	GU92630106	1
62	Ball joint	-	-	-	-	-	GU18258101	1
63	Washer	-	-	-	-	-	GU19214320	4

Revente Interdite - Revendita Vietata - Resaling Forbiden - Wiederverkauf Verboten

V 50 III 500 1980-1984	GU071	00	TAB N.	16
CARBURETTORS				

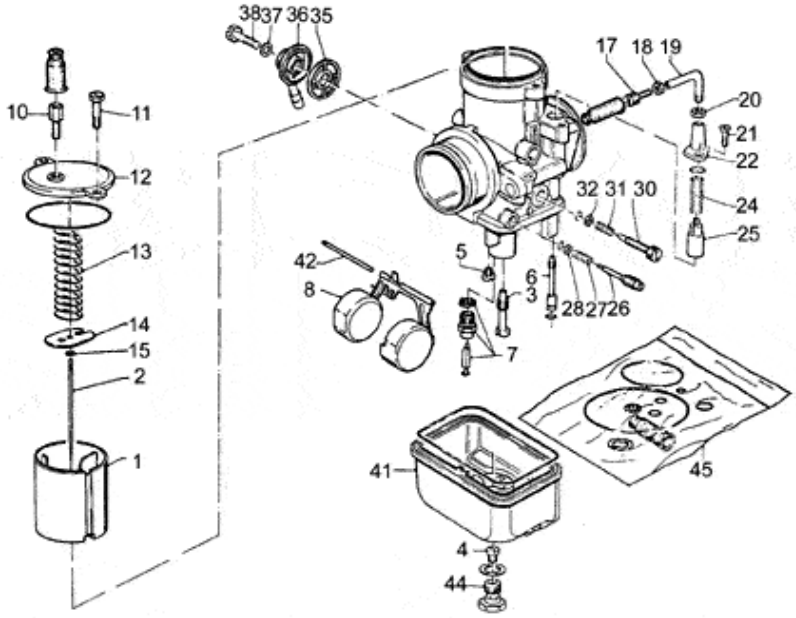

Pos.	Description	Year	I_M_	Country	Version	Code	Q.ty	P.Cod.
1	Gas valve 50	-	-	-	- -	GU19934880	2	
2	Conical pin 6	-	-	-	- -	GU19934980	2	
3	Needle valve 268T	-	-	-	- -	GU19935580	2	
4	Main jet 118	-	-	-	- -	GU19935780	2	
5	Idle jet 50	-	-	-	- -	GU66935910	2	
6	Starter jet 60	-	-	-	- -	GU19936000	2	
7	Needle valve	-	-	-	- -	GU19934600	2	
8	Float gr.9,5	-	-	-	- -	GU27934315	2	
10	Wire tensioner screw	-	-	-	- -	GU12937200	2	
11	Screw	-	-	-	- -	GU14934650	2	
12	Cover	-	-	-	- -	GU19935080	2	
13	Gas valve return spring	-	-	-	- -	GU19937180	2	
14	Plate	-	-	-	- -	GU19938580	2	
15	Conical pin clip	-	-	-	- -	GU65933600	2	
17	Wire tensioner screw	-	-	-	- -	GU53937200	2	
18	Nut	-	-	-	- -	GU19938880	2	
19	Pipe	-	-	-	- -	GU49938900	2	
20	Nut	-	-	-	- -	GU12937300	4	
21	Screw	-	-	-	- -	GU13937900	2	
22	Starter device cover	-	-	-	- -	GU17937450	2	
24	Valve spring	-	-	-	- -	GU39937600	2	
25	Starter valve	-	-	-	- -	GU13937800	2	
26	Adj.min.eng.speed screw	-	-	-	- -	GU13936200	2	
27	Spring	-	-	-	- -	GU13936300	2	
28	Flat washer	-	-	-	- -	GU65933700	2	
30	Gas valve adjuster screw	-	-	-	- -	GU13936600	2	
31	Spring	-	-	-	- -	GU13936700	2	
32	Flat washer	-	-	-	- -	GU14931650	2	
35	Fuel filter	-	-	-	- -	GU43934000	2	
36	Fuel pipe union cap	-	-	-	- -	GU13934600	2	
37	Gasket	-	-	-	- -	GU13934700	2	
38	Cap fixing screw	-	-	-	- -	GU10934900	2	
41	Aluminium float chamber	-	-	-	- -	GU19934480	2	
42	Float pin	-	-	-	- -	GU13933100	2	
44	Plug with OR	-	-	-	- -	GU10933700	2	
45	Gaskets set	-	-	-	- -	GU19939980	1	

Revente Interdite - Revendita Vietata - Resaling Forbiden - Wiederverkauf Verboten

MOTO GUZZI	V 50 III 500 1980-1984	GU071	00	TAB N.	17
	CRANKCASE				

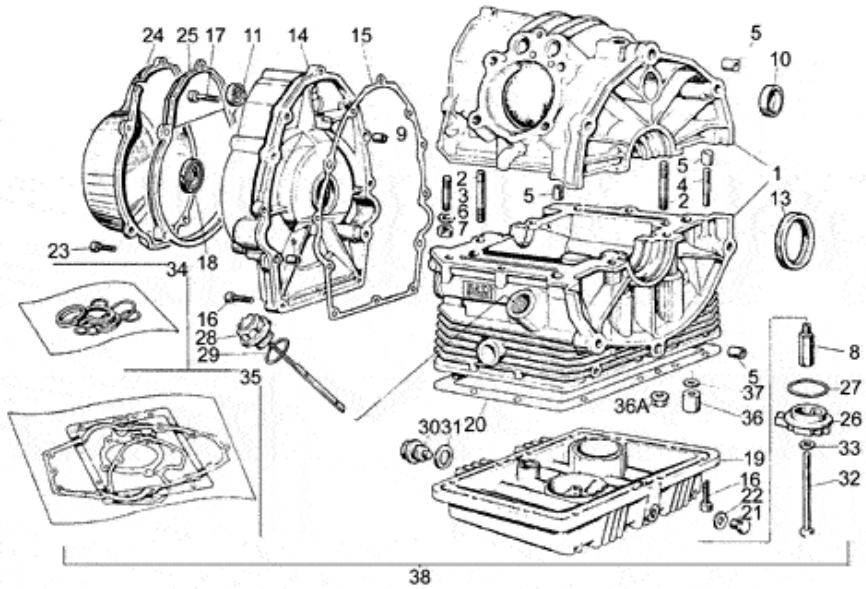

Pos.	Description	Year	I_M_	Country	Version	Code	Q.ty	P.Cod.
1	Crankcase, blank	-	-	-	- -	GU19000120	1	
2	Stud bolt	-	-	-	- -	GU96451560	4	
3	Stud bolt	-	-	-	- -	GU96451430	4	
4	Stud bolt	-	-	-	- -	GU96508055	2	
5	Bush	-	-	-	- -	GU19015020	4	
6	Spring washer 8x15x0,3	-	-	-	- -	GU61270300	6	
7	Nut M8X1,25	-	-	-	- -	GU92602208	6	
8	Union	-	-	-	- -	GU19003800	1	
9	Bush 6,6x9x13	-	-	-	- -	GU19002020	1	
10	Plug	-	-	-	- -	GU19016320	1	
11	Gasket ring	-	-	-	- -	GU90401530	1	
13	Gasket ring	-	-	-	- -	GU90405367	1	
14	Timing system cover, blank	-	-	-	- -	GU19001420	1	
15	Gasket	-	-	-	- -	GU19001200	1	
16	Hex socket screw M6X25	-	-	-	- -	GU98622325	22	
17	Screw M6X30	-	-	-	- -	GU98620330	2	
18	Gasket ring 28x38x7	-	-	-	- -	GU90402840	1	
19	Motor oil cup	-	-	-	- -	GU19003502	1	
20	Gasket	-	-	-	- -	GU19003602	1	
21	Oil level plug	-	-	-	- -	GU95980214	1	
22	Gasket	-	-	-	- -	GU10528900	1	
23	Screw M6X35	-	-	-	- -	GU98620335	5	
24	Cover	-	-	-	- -	GU27001636	1	
25	Flange	-	-	-	- -	GU27001136	1	
26	Cover, blank	-	-	-	- -	GU19003400	1	
27	O-ring	-	-	-	- -	GU90706444	1	
28	Oil filler plug	-	-	-	- -	GU19004920	1	
29	Gasket ring	-	-	-	- -	GU90706282	1	
30	Oil unload plug	-	-	-	- -	GU12003702	1	
31	Gasket 20,1x28x2	-	-	-	- -	GU95100709	1	
32	Screw m8x90	-	-	-	- -	GU98052490	1	
33	Gasket 8,25x15x1	-	-	-	- -	GU12154200	1	
34	Oil seals - set	-	-	-	- -	GU31999565	1	
35	Engine set gasket	-	-	-	- -	GU19999080	1	
36	Column nut	-	-	-	- -	GU92660010	4	
	Column nut	-	-	-	- -	GU13021900	4	
37	Washer 10,5X18X0,8	-	-	-	- -	GU95129180	4	
38	Engine	-	-	-	- -	GU19991080	1	

V 50 III 500 1980-1984	GU071	00	TAB N.	18
CYLINDER HEAD				

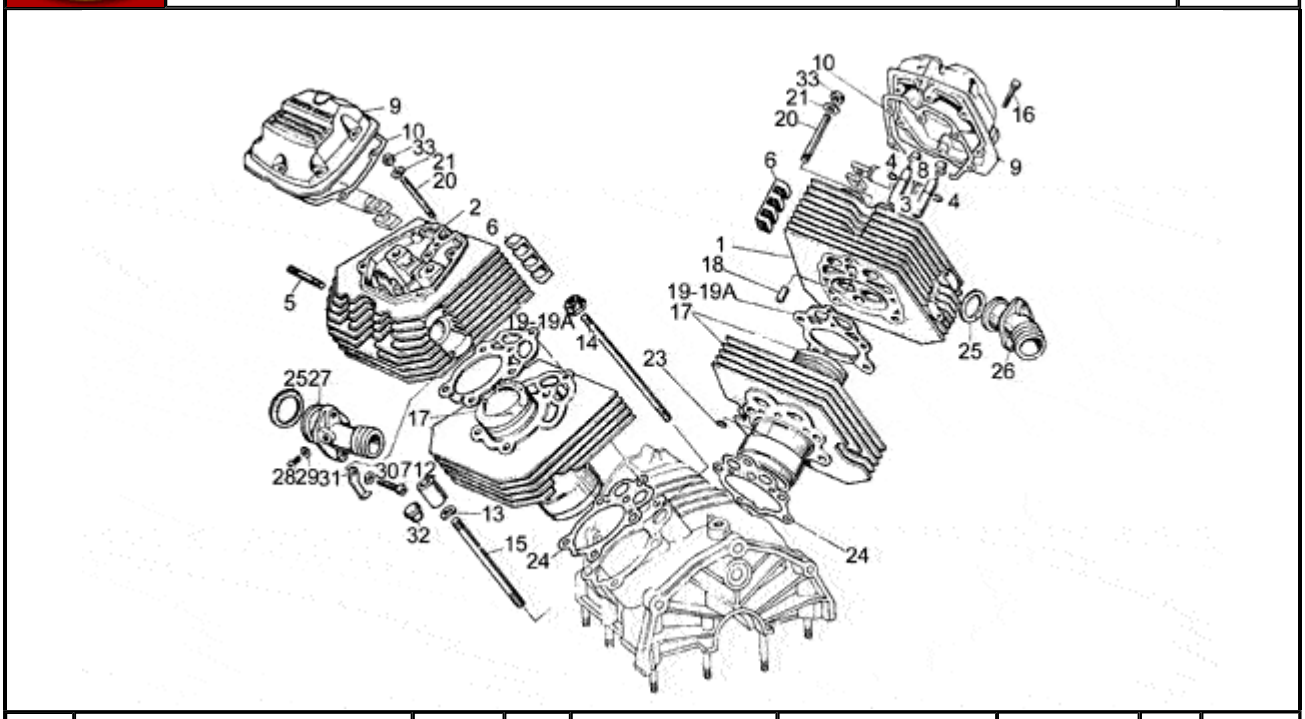

Pos.	Description	Year	I_M_	Country	Version	Code	Q.ty	P.Cod.
1	RH head	-	-	-	- -	GU19022180	1	
2	LH head	-	-	-	- -	GU19022280	1	
3	Valve guide	-	-	-	- -	GU61036801	4	
4	Snap ring	-	-	-	- -	GU90353009	4	
5	Stud bolt	-	-	-	- -	GU96506042	4	
6	Anti-vibration plate	-	-	-	- -	GU19025300	4	
7	Screw	-	-	-	- -	GU98822325	4	
8	Oil seal	-	-	-	- -	GU19037820	4	
9	Valves cover	-	-	-	- -	GU19023520	2	
10	Gasket	-	-	-	- -	GU19023700	2	
11	Column nut	-	-	-	- -	GU92660010	4	
12	Column nut	-	-	-	- -	GU13021900	4	
13	Washer 10,5X18X0,8	-	-	-	- -	GU95129180	4	
14	Stud bolt	-	-	-	- -	GU96510182	4	
15	Stud bolt 125 mm	-	-	-	- -	GU96510125	4	
16	Hex socket screw M6X25	-	-	-	- -	GU98622325	12	
17	Cylinder with piston, blank	-	-	-	- -	GU19060181	2	
18	Bush	-	-	-	- -	GU19021320	2	
19	Gasket	-	-	-	- -	GU19022082	2	
	Gasket	-	-	-	- -	GU27022080	2	
20	Stud bolt	-	-	-	- -	GU96508107	2	
21	Spring washer 8x15x0,3	-	-	-	- -	GU61270300	2	
23	O-ring	-	-	-	- -	GU61027200	2	
24	Gasket	-	-	-	- -	GU19020820	2	
25	Gasket	-	-	-	- -	GU19115580	2	
26	RH manifold, blank MOTOPLAT	-	-	-	- -	GU19115080	1	
27	LH manifold, blank MOTOPLAT	-	-	-	- -	GU19115081	1	
28	Screw	-	-	-	- -	GU98310610	2	
29	Washer 6,25x10x1,5	-	-	-	- -	GU95100116	2	
30	Special washer	-	-	-	- -	GU61013800	2	
31	Hose clamp	-	-	-	- -	GU19718000	2	
32	Plug	-	-	-	- -	GU93180245	4	
33	Nut	-	-	-	- -	GU19021920	2	

Revente Interdite - Revendita Vietata - Resaling Forbiden - Wiederverkauf Verboten

V 50 III 500 1980-1984	GU071	00	TAB N.	19
TIMING SYSTEM				

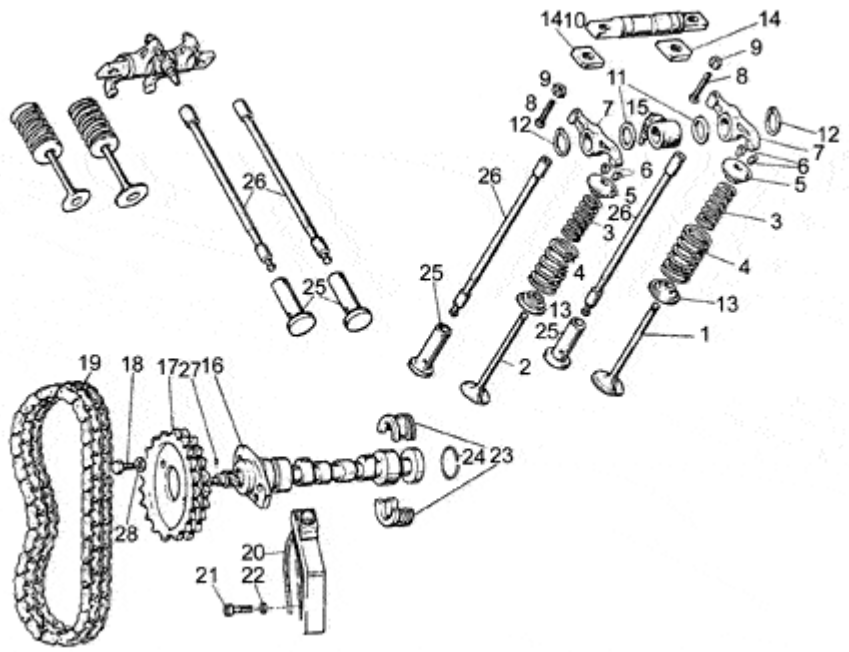

Pos.	Description	Year	I_M_	Country	Version		Code	Q.ty	P.Cod.
1	Intake valve	-	-	-	-	-	GU19036082	2	
2	Exhaust valve	-	-	-	-	-	GU19036183	2	
3	Spring	-	-	-	-	-	GU61037600	4	
4	Spring	-	-	-	-	-	GU61037500	4	
5	Upper cup	-	-	-	-	-	GU61038000	4	
6	Half-cone	-	-	-	-	-	GU61038100	8	
7	Rocker arm assy.	-	-	-	-	-	GU19030500	4	
8	Screw	-	-	-	-	-	GU19034000	4	
9	Nut M6x1	-	-	-	-	-	GU92602406	4	
10	Rocker shaft	-	-	-	-	-	GU19032080	2	
11	Thrust washer	-	-	-	-	-	GU19032380	4	
12	Circlip	-	-	-	-	-	GU90271018	4	
13	Lower cup	-	-	-	-	-	GU61037000	4	
14	Spacer	-	-	-	-	-	GU19032980	4	
15	Hose	-	-	-	-	-	GU19027500	2	
16	Camshaft	-	-	-	-	-	GU27053362	1	
17	Timing system gear	-	-	-	M1	-	GU19054520	1	
	Timing system gear	-	-	-	M2	-	GU19054521	1	
18	Bolt	-	-	-	-	-	GU61054900	2	
19	Camshaft chain	-	-	-	M1	-	GU19058020	1	
	Camshaft chain	-	-	-	M2	-	GU19058021	1	
20	Chain stretching drive	-	-	-	-	-	GU19058220	1	
21	Screw	-	-	-	-	-	GU98822316	1	
22	Washer	-	-	-	-	-	GU95129115	1	
23	Sector	-	-	-	-	-	GU19055700	2	
24	Snap ring	-	-	-	-	-	GU90353029	1	
25	Tappet	-	-	-	-	-	GU19045861	4	
26	Rocker arm rod	-	-	-	-	-	GU19045020	4	
27	Roller	-	-	-	-	-	GU95512035	1	
28	Washer 8,4X13X0,8	-	-	-	-	-	GU14615901	2	

Revente Interdite - Revendita Vietata - Resaling Forbiden - Wiederverkauf Verboten

MOTO GUZZI	V 50 III 500 1980-1984	GU071	00	TAB N.	20
	CLUTCH				

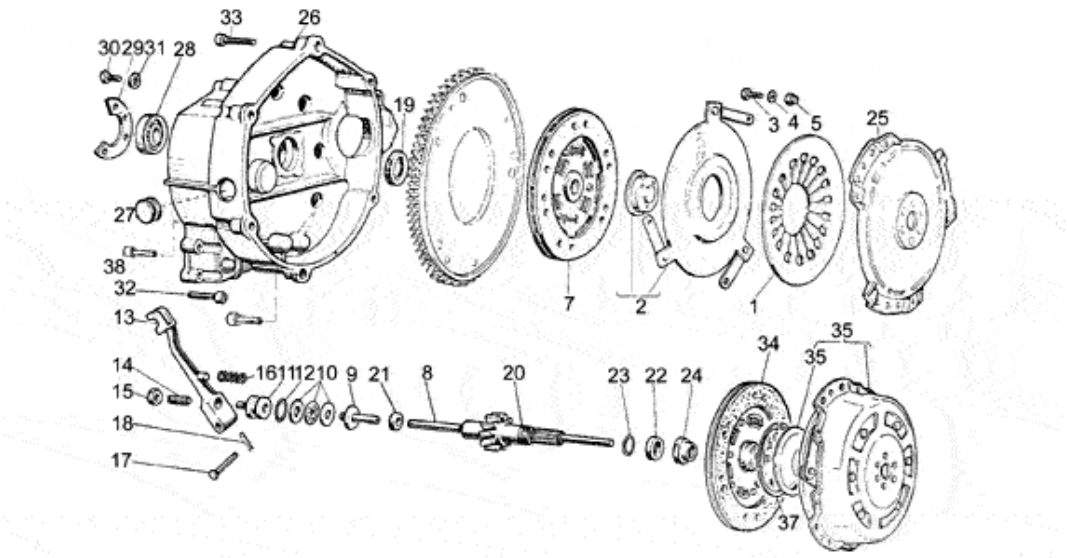

Pos.	Description	Year	I_M_	Country	Version	Code	Q.ty	P.Cod.
1	Belleville spring	-	-	-	- -	GU19084100	1	
2	Pressure plate	-	-	-	- -	GU19082501	1	
3	Screw	-	-	-	- -	GU98054214	3	
4	Washer	-	-	-	- -	GU95004205	3	
5	Nut	-	-	-	- -	GU92630105	3	
7	Driven clutch disc	-	-	-	- -	GU27084420	1	
8	Rod	-	-	-	- -	GU20085720	1	
9	Inner body	-	-	-	- -	GU14086000	1	
10	Thrust bearing	-	-	-	- -	GU12087001	1	
11	Outer body	-	-	-	- -	GU14086100	1	
12	O-ring 17,13x2,62	-	-	-	- -	GU90706170	1	
13	Clutch relese shaft	-	-	-	- -	GU14090201	1	
14	Adjuster screw	-	-	-	- -	GU14090400	1	
15	Nut M8X1	-	-	-	- -	GU92602508	1	
16	Lever return spring	-	-	-	- -	GU94321105	1	
17	Pin 7x39	-	-	-	- -	GU95780271	1	
18	Split pin	-	-	-	- -	GU95500222	1	
19	Gasket ring 28x40x7	-	-	-	- -	GU90402841	1	
20	Transmission shaft Z=14	-	-	-	- -	GU19210740	1	
21	Gasket ring 6x16x7	-	-	-	- -	GU90400616	1	
22	Spacer	-	-	-	- -	GU19213720	1	
23	Gasket ring 18,77X1,78	-	-	-	- -	GU90706188	1	
24	Nut	-	-	-	- -	GU19356700	1	
25	Clutch drum	-	-	-	- -	GU19080300	1	
26	Clutch drum	-	-	-	- -	GU19200422	1	
27	Plug	-	-	-	- -	GU93180220	1	
28	Bearing 20X47X14	-	-	-	- -	GU92201220	1	
29	Bearing fixing plate	-	-	-	- -	GU19203420	1	
30	Screw	-	-	-	- -	GU98054314	3	
31	Washer 6,4x10x0,7	-	-	-	- -	GU14217901	3	
32	Screw M6X30	-	-	-	- -	GU98620330	11	
33	Screw M8X35	-	-	-	- -	GU98620435	3	
34	Driven clutch disc	-	-	-	- -	GU27084420	1	
35	New cup type	-	-	-	- -	GU19083462	1	
36	Clutch control	-	-	-	- -	GU19080161	1	
37	Snap ring	-	-	-	- -	GU90272075	1	
38	Screw	-	-	-	- -	GU98620450	1	

MOTO GUZZI	V 50 III 500 1980-1984	GU071	00	TAB N.	21
	OIL PUMP-FILTER				

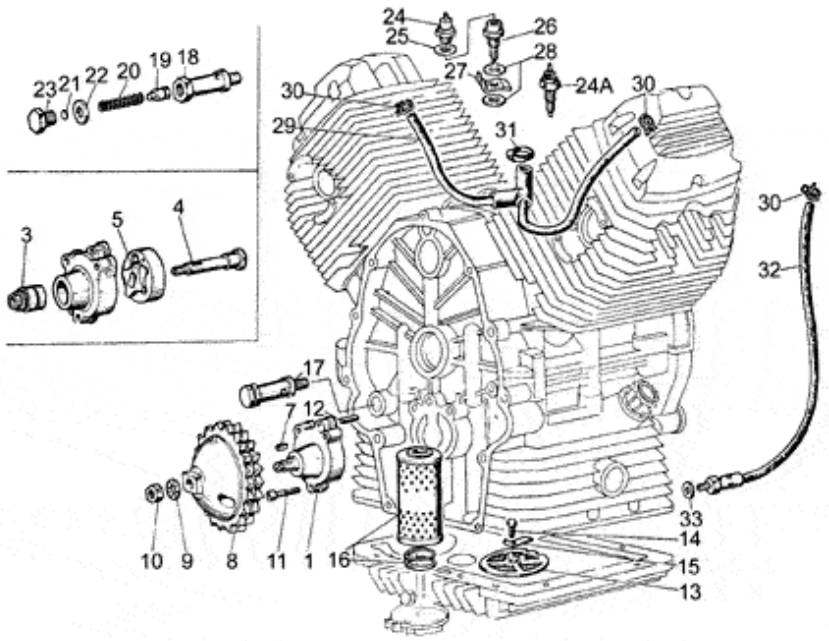

Pos.	Description	Year	I_M_	Country	Version		Code	Q.ty	P.Cod.
1	Oil pump	-	-	-	-	-	GU19146422	1	
3	Roller bearing 10x22x20	-	-	-	-	-	GU92252210	1	
4	Oil pump shaft assy.	-	-	-	-	-	GU19147820	1	
5	Inner rotor	-	-	-	-	-	GU19148420	1	
7	Guide roller	-	-	-	-	-	GU92296726	1	
8	Drive gear	-	-	-	M1	-	GU19147720	1	
	Oil pump gear	-	-	-	M2	-	GU19147721	1	
9	Washer 10,5x16x1	-	-	-	-	-	GU19149800	1	
10	Nut M10x1,25	-	-	-	-	-	GU92602510	1	
11	Screw M6X35	-	-	-	-	-	GU98620335	3	
12	Pin	-	-	-	-	-	GU19018920	2	
13	Oil filter	-	-	-	-	-	GU19152200	1	
14	Screw	-	-	-	-	-	GU98054314	1	
15	Plate	-	-	-	-	-	GU95187006	1	
16	Oil filter	-	-	-	-	-	GU19153000	1	
17	Oil valve cpl.	-	-	-	-	-	GU10158201	1	
18	Valve body	-	-	-	-	-	GU10158701	1	
19	Piston	-	-	-	-	-	GU12150900	1	
20	Valve spring	-	-	-	-	-	GU94321072	1	
21	Bottom	-	-	-	-	-	GU12150700	1	
22	Washer 14,5X20X1	-	-	-	-	-	GU95100523	3	
23	Plug	-	-	-	-	-	GU12159000	1	
24	Pressure sensor	-	-	-	-	-	GU17768750	1	
	Pressure sensor	-	-	-	02201N	-	GU31999581	1	
25	Gasket 12,25	-	-	-	-	-	GU12006400	1	
26	Union	-	-	-	-	-	GU19055800	1	
27	Plate	-	-	-	-	-	GU19055900	1	
28	Gasket 12,25	-	-	-	-	-	GU12006400	2	
29	Breather pipe	-	-	-	-	-	GU19159600	1	
30	Hose clamp	-	-	-	-	-	GU61108400	3	
31	Hose clamp	-	-	-	-	-	GU28157850	1	
32	Breather	-	-	-	B	-	GU19159300	1	
	Breather	-	-	-	L	-	GU19159320	1	
33	Gasket 8,25x15x1	-	-	-	-	-	GU12154200	1	

V 50 III 500 1980-1984	GU071	00	TAB N.	22
TRANSMISSION CAGE				

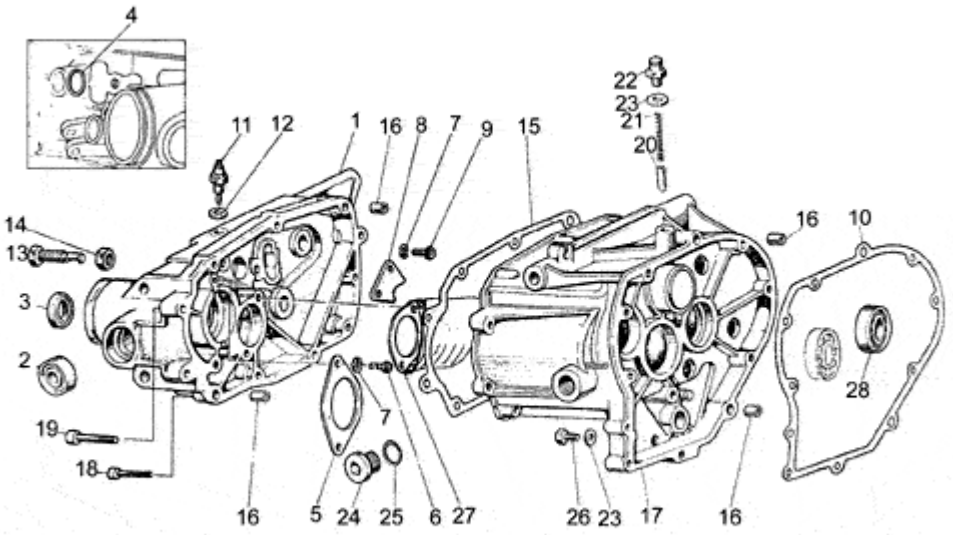

Pos.	Description	Year	I_M_	Country	Version	Code	Q.ty	P.Cod.
1	Box cover	-	-	-	- -	GU19200821	1	
2	Bearing 15x35x11	-	-	-	- -	GU92204215	2	
3	Gasket ring 28x40x7	-	-	-	- -	GU90402841	1	
4	O-ring 13,95x2,92	-	-	-	- -	GU90706140	1	
5	Plate	-	-	-	- -	GU19213820	1	
6	Screw	-	-	-	- -	GU98622314	4	
7	Washer 6,4x10x0,7	-	-	-	- -	GU14217901	6	
8	Plate	-	-	-	- -	GU19235800	1	
9	Screw	-	-	-	- -	GU98054314	2	
10	Gasket	-	-	-	- -	GU19200320	1	
11	Sensor	-	-	-	- -	GU19207220	1	
12	Gasket 8,25x15x1	-	-	-	- -	GU12154200	1	
13	Screw M12x1,25	-	-	-	- -	GU19237800	1	
14	Low nut M12x1,25	-	-	-	- -	GU92602512	1	
15	Gasket	-	-	-	- -	GU19201120	1	
16	Bush 6,6x9x13	-	-	-	- -	GU19002020	4	
17	Transmission cage	-	-	-	- -	GU19200222	1	
18	Screw M6X30	-	-	-	- -	GU98620330	7	
19	Screw M8X35	-	-	-	- -	GU98620435	4	
20	Pawl	-	-	-	- -	GU55234700	1	
21	Lever return spring	-	-	-	- -	GU94321067	1	
22	Breather plug	-	-	-	- -	GU19206501	1	
23	Gasket	-	-	-	- -	GU10528900	2	
24	Oil plug	-	-	-	- -	GU12022600	1	
25	O-ring 20,24X2,62	-	-	-	- -	GU90706203	1	
26	Oil level plug	-	-	-	- -	GU95980214	1	
27	Oil bulhead	-	-	-	- -	GU19208220	1	
28	Ball bearing 20x42x12	-	-	-	- -	GU92201120	1	

V50 P.A.

Revente Interdite - Revendita Vietata - Resaling Forbiden - Wiederverkauf Verboten

MOTO GUZZI	V 50 III POL./PA VECHIOTIPO 500 1982-1990	GU066	00	TAB N.	01
	SADDLEBAGS, PAIR				

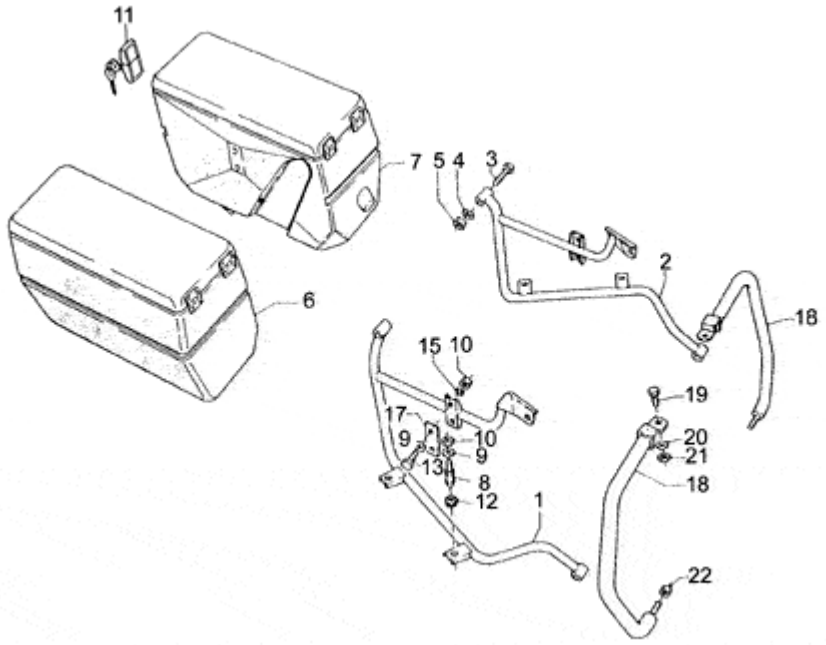

Pos.	Description	Year	I_M_	Country	Version	Code	Q.ty	P.Cod.
1	RH bag support	-	-	-	- -	GU19485090	1	
2	LH bag support	-	-	-	- -	GU19486590	1	
3	Screw	-	-	-	- -	GU98052555	2	
4	Notched washer	-	-	-	- -	GU95022110	2	
5	Nut	-	-	-	- -	GU92602210	2	
6	RH saddlebag	-	-	-	- -	GU194825901	1	
7	LH saddlebag	-	-	-	- -	GU194857901	1	
8	Stud bolt	-	-	-	- -	GU19486990	4	
9	Washer 6,4x12x1,2	-	-	-	- -	GU95100141	8	
10	Nut	-	-	-	- -	GU92602206	8	
11	Saddlebags lock hardw.kit	-	-	-	- -	GU19484090	2	
12	Rubber spacer	-	-	-	- -	GU91551082	4	
13	Hex screw M6X20	-	-	-	- -	GU98054320	4	
15	Notched washer	-	-	-	- -	GU95021106	4	
17	Spacer	-	-	-	- -	GU10488200	4	
18	Rear bumper	-	-	-	- -	GU19458290	2	
19	Hex screw M8X20	-	-	-	- -	GU98054420	2	
20	Washer	-	-	-	- -	GU95004208	2	
21	Nut M8X1,25	-	-	-	- -	GU92602208	2	
22	Nut M10x1,5	-	-	-	- -	GU92630510	2	

Revente Interdite - Revendita Vietata - Resaling Forbiden - Wiederverkauf Verboten

MOTO GUZZI	V 50 III POL./PA VECHIOTIPO 500 1982-1990	GU066	00	TAB N.	02
	FAIRING				

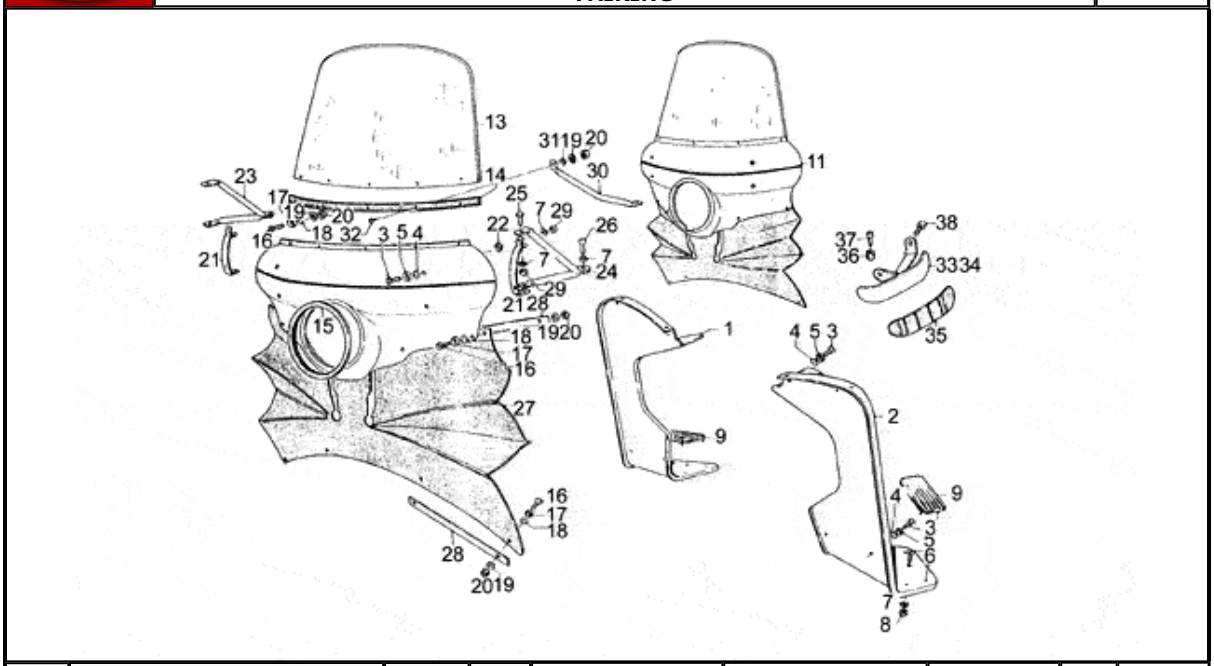

Pos.	Description	Year	I_M_	Country	Version		Code	Q.ty	P.Cod.
1	RH leg protection	-	-	-	-	-	GU19453390	1	
2	LH leg protection	-	-	-	-	-	GU19456190	1	
3	Screw	-	-	-	-	-	GU98260621	12	
4	O-ring	-	-	-	-	-	GU45212400	12	
5	Washer	-	-	-	-	-	GU18577850	12	
6	Screw	-	-	-	-	-	GU98326013	2	
7	Notched washer	-	-	-	-	-	GU95021106	12	
8	Nut	-	-	-	-	-	GU92602206	2	
9	Footrest rubber	-	-	-	-	-	GU19452991	2	
11	Fairing	-	-	-	-	-	GU19575395	1	
	Fairing	-	-	-	PA	-	GU195754901	1	
13	Windscreen	-	-	-	-	-	GU19577295	1	
14	Gasket	-	-	-	-	-	GU19577990	1	
15	Gasket	-	-	-	-	-	GU00893931140	1	
16	Screw	-	-	-	-	-	GU98260418	11	
17	Washer	-	-	-	-	-	GU14577850	13	
18	O-ring	-	-	-	-	-	GU90706035	13	
19	Washer	-	-	-	-	-	GU95007204	13	
20	Nut	-	-	-	-	-	GU92601004	13	
21	Clamp	-	-	-	-	-	GU19575590	2	
22	Rubber spacer	-	-	-	-	-	GU93110060	4	
23	RH support	-	-	-	-	-	GU19578690	1	
24	LH support	-	-	-	-	-	GU19578691	1	
25	Screw	-	-	-	-	-	GU98074314	4	
26	Screw	-	-	-	-	-	GU98052326	2	
27	Air protection	-	-	-	-	-	GU19577390	1	
28	Plate	-	-	-	-	-	GU19577590	4	
29	Nut	-	-	-	-	-	GU92601206	8	
30	Clamp	-	-	-	-	-	GU19578795	2	
31	Rubber spacer	-	-	-	-	-	GU65573900	2	
32	Screw	-	-	-	-	-	GU98260425	2	
33	RH protection	-	-	-	-	-	GU19941095	1	
34	LH protection	-	-	-	-	-	GU19941495	1	
35	Rubber spacer	-	-	-	-	-	GU18941750	2	
36	Spacer	-	-	-	-	-	GU91180721	2	
37	Hex socket screw M6X50	-	-	-	-	-	GU98620350	2	
38	Screw M6X30	-	-	-	-	-	GU98620330	2	

MOTO GUZZI	V 50 III POL./PA VECHIOTIPO 500 1982-1990	GU066	00	TAB N.	03
	BODY				

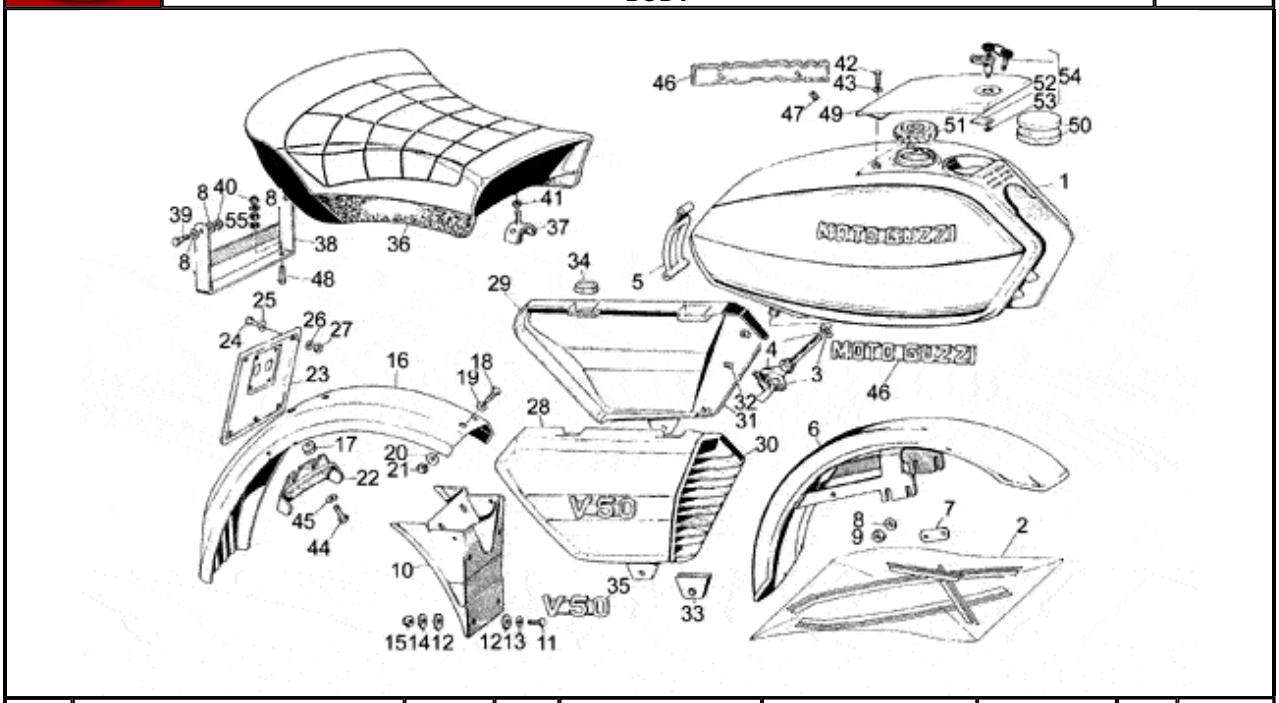

Pos.	Description	Year	I_M_	Country	Version		Code	Q.ty	P.Cod.
1	Fuel tank blank	-	-	-	-	-	GU191002051	1	
2	Decal set	-	-	-	-	-	GU19923390	1	
3	RH fuel cock	-	-	-	-	-	GU65105400	1	
4	LH fuel cock	-	-	-	-	-	GU65105401	1	
5	Tie rod	-	-	-	-	-	GU19102750	1	
6	Front mudguard	-	-	-	L	-	GU194343001	1	
	Front mudguard	-	-	-	P	-	GU194344071	1	
7	Plate	-	-	-	-	-	GU19436600	2	
8	Spring washer 8x15x0,3	-	-	-	-	-	GU61270300	8	
9	Nut M8X1,25	-	-	-	-	-	GU92602208	4	
10	Splash guard	-	-	-	-	-	GU19438735	1	
11	Hex screw M6X20	-	-	-	-	-	GU98054320	4	
12	Rubber spacer	-	-	-	-	-	GU93110060	8	
13	Washer	-	-	-	-	-	GU95000206	4	
14	Washer 6,4x12x1,2	-	-	-	-	-	GU95100141	4	
15	Nut M6x1	-	-	-	-	-	GU92630106	4	
16	Rear mudguard	-	-	-	-	-	GU194370201	1	
17	Fairlead	-	-	-	-	-	GU91551102	1	
18	Screw	-	-	-	-	-	GU98054312	2	
19	Washer 6,15x11x0,8	-	-	-	-	-	GU95008206	2	
20	Washer 5,3x10x0,5	-	-	-	-	-	GU95100121	2	
21	Nut	-	-	-	-	-	GU92602206	2	
22	Wiring harness support	-	-	-	-	-	GU19438500	1	
23	Number plate holder	-	-	-	-	-	GU01474630	1	
24	Screw	-	-	-	-	-	GU98200408	4	
25	Washer	-	-	-	-	-	GU95000204	4	
26	Washer	-	-	-	-	-	GU95129080	4	
27	Nut	-	-	-	-	-	GU92602004	4	
28	RH body panel blank	-	-	-	PA	-	GU194762501	1	
	RH side panel	-	-	-	-	-	GU19476295	1	
29	LH side panel	-	-	-	-	-	GU19476395	1	
	LH body panel blank	-	-	-	PA	-	GU194763501	1	
30	Net panel (r)	-	-	-	-	-	GU19478150	1	
31	Net panel (l)	-	-	-	-	-	GU19478250	1	

32	Plate	-	-	-	-	-	GU39922200	10
33	Rubber spacer	-	-	-	-	-	GU19478550	2
34	Rubber spacer	-	-	-	-	-	GU19478750	4
35	Name plate "V50"	-	-	-	-	-	GU19922051	2
36	Saddle	-	-	-	-	-	GU19460595	1
37	Front seat support	-	-	-	-	-	GU19460895	2
38	Rear seat support	-	-	-	-	-	GU19462390	1
39	Hex screw M8X20	-	-	-	-	-	GU98054420	2
40	Nut	-	-	-	-	-	GU92630108	4
41	Nut	-	-	-	-	-	GU92602408	2
42	Screw	-	-	-	-	-	GU98054210	2
43	Spring washer 5,3X10X0,5	-	-	-	-	-	GU95129100	2
44	Screw	-	-	-	-	-	GU98054314	2
45	Washer 5,3x10x0,5	-	-	-	-	-	GU95100121	2
46	Decal "Moto Guzzi"	-	-	-	-	-	GU14917300	2
47	Clip	-	-	-	-	-	GU14105100	4
48	Screw	-	-	-	-	-	GU98054440	2
49	Tank cover, blank	-	-	-	-	-	GU141040551	1
50	Rubber spacer	-	-	-	-	-	GU19104336	1
51	Tank cap	-	-	-	-	-	GU28103946	1
52	Tab	-	-	-	-	-	GU18105001	1
53	Hose clamp	-	-	-	-	-	GU19104950	1
54	Cover	-	-	-	-	b	GU14104055004	1
	Locks	-	-	-	-	-	GU14736856	1
	Tank cover, white	-	-	-	-	w	GU23104090	1
55	Spacer	-	-	-	-	-	GU91180810	4

MOTO GUZZI	V 50 III POL./PA VECHIOTIPO 500 1982-1990	GU066	00	TAB N.	04
	REAR BEVEL GEAR				

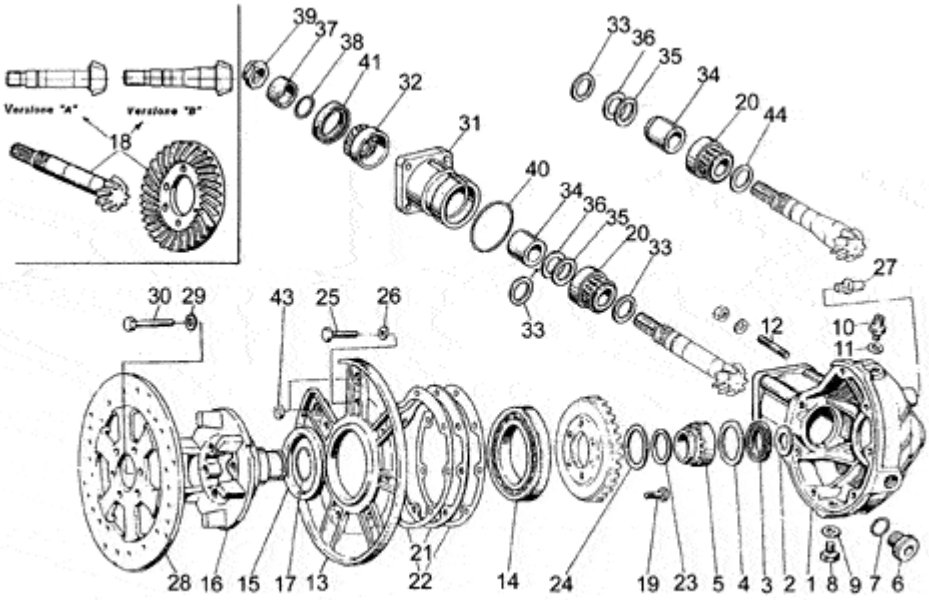

Pos.	Description	Year	I_M_	Country	Version		Code	Q.ty	P.Cod.
1	Transmission box, blank	-	-	-	-	-	GU19350322	1	
2	Clearance washer	-	-	-	-	-	GU19351900	1	
3	Gasket ring 35x47x7	-	-	-	-	-	GU90403547	1	
4	Clearance washer	-	-	-	-	-	GU19351100	1	
5	Roller bearing 35x50x17	-	-	-	-	-	GU92252235	1	
6	Oil plug	-	-	-	-	-	GU12022600	1	
7	O-ring 20,24X2,62	-	-	-	-	-	GU90706203	1	
8	Oil level plug	-	-	-	-	-	GU95980214	1	
9	Gasket	-	-	-	-	-	GU10528900	1	
10	Breather plug	-	-	-	-	-	GU19206501	1	
11	Gasket	-	-	-	-	-	GU10528900	1	
12	Stud bolt	-	-	-	-	-	GU96508055	4	
13	Cover	-	-	-	-	-	GU19350421	1	
14	Ball bearing 70x110x13	-	-	-	-	-	GU92201070	1	
15	Gasket ring 75x90x8	-	-	-	-	-	GU90407590	1	
16	Pin	-	-	-	-	-	GU19351401	1	
17	Stop ring	-	-	-	-	-	GU90353030	1	
18	Bevel gear Z=8/31	-	-	-	VB	-	GU20354621	1	
19	Screw	-	-	-	-	-	GU19356320	6	
20	Roller bearing 20x47x14	-	-	-	VA	-	GU92249220	1	
	Tap.roller bearing	-	-	-	VB	-	GU92249223	1	
21	Spacer 1,2 mm	-	-	-	-	-	GU19355408	1	
	Spacer 1,6 mm	-	-	-	-	-	GU19355413	1	
	Spacer 1,5 mm	-	-	-	-	-	GU19355412	1	
	Spacer 1,3 mm	-	-	-	-	-	GU19355410	1	
	Spacer 1,1 mm	-	-	-	-	-	GU19355406	1	
	Spacer 1 mm	-	-	-	-	-	GU19355404	1	
	Spacer 0,9 mm	-	-	-	-	-	GU19355402	1	
	Spacer 0,8 mm	-	-	-	-	-	GU19355400	1	
	Spacer 1,4 mm	-	-	-	-	-	GU19355411	1	
22	Gasket	-	-	-	-	-	GU19350700	2	
23	Thrust washer	-	-	-	-	-	GU19352300	1	
24	Thrust washer	-	-	-	-	-	GU19353500	1	

25	Screw M8X25	-	-	-	-	-	GU19357660	7
26	Spring washer 8x15x0,3	-	-	-	-	-	GU61270300	7
27	Pin	-	-	-	-	-	GU19555200	1
28	Rear brake disc	-	-	-	-	-	GU19635736	6
29	Washer 8,4X13X0,8	-	-	-	-	-	GU14615901	6
30	Screw	-	-	-	-	-	GU98054418	1
31	Bearing casing	-	-	-	-	-	GU19352401	1
32	Roller bearing 20x47x14	-	-	-	-	-	GU92249220	1
33	Spacer 1,2 mm	-	-	-	-	-	GU19355302	4
	Spacer 1,9 mm	-	-	-	-	-	GU19355309	4
	Spacer 1,8 mm	-	-	-	-	-	GU19355308	4
	Spacer 1,7 mm	-	-	-	-	-	GU19355307	4
	Spacer 1,6 mm	-	-	-	-	-	GU19355306	4
	Spacer 1,5 mm	-	-	-	-	-	GU19355305	4
	Spacer 1,3 mm	-	-	-	-	-	GU19355303	4
	Spacer 1,1 mm	-	-	-	-	-	GU19355301	4
	Spacer 1 mm	-	-	-	-	-	GU19355300	4
	Spacer 1,4 mm	-	-	-	-	-	GU19355304	4
34	Spacer	-	-	-	VB	-	GU19355121	1
	Spacer	-	-	-	VA	-	GU19355100	1
35	Shim 0,1 mm	-	-	-	-	-	GU19355200	2
36	Shim 0,15 mm	-	-	-	-	-	GU19355202	11
37	Spacer	-	-	-	-	-	GU19356801	1
38	Gasket ring 18,77X1,78	-	-	-	-	-	GU90706188	1
39	Nut	-	-	-	-	-	GU19356700	1
40	Gasket ring	-	-	-	-	-	GU90706552	1
41	Gasket ring	-	-	-	-	-	GU90403247	1
43	Nut M8X1,25	-	-	-	-	-	GU92602208	2
44	Spacer 1 mm	-	-	-	-	-	GU19355320	2
	Spacer 1,8 mm	-	-	-	-	-	GU19355328	2
	Spacer 1,7 mm	-	-	-	-	-	GU19355327	2
	Spacer 1,6 mm	-	-	-	-	-	GU19355326	2
	Spacer 1,5 mm	-	-	-	-	-	GU19355325	2
	Spacer 1,4 mm	-	-	-	-	-	GU19355324	2
	Spacer 1,3 mm	-	-	-	-	-	GU19355323	2
	Spacer 1,1 mm	-	-	-	-	-	GU19355321	2
	Spacer 1,9 mm	-	-	-	-	-	GU19355329	2
	Spacer 1,2 mm	-	-	-	-	-	GU19355322	2

MOTO GUZZI	V 50 III POL./PA VECHIOTIPO 500 1982-1990	GU066	00	TAB N.	05
	ELECTRICAL SYSTEMS				

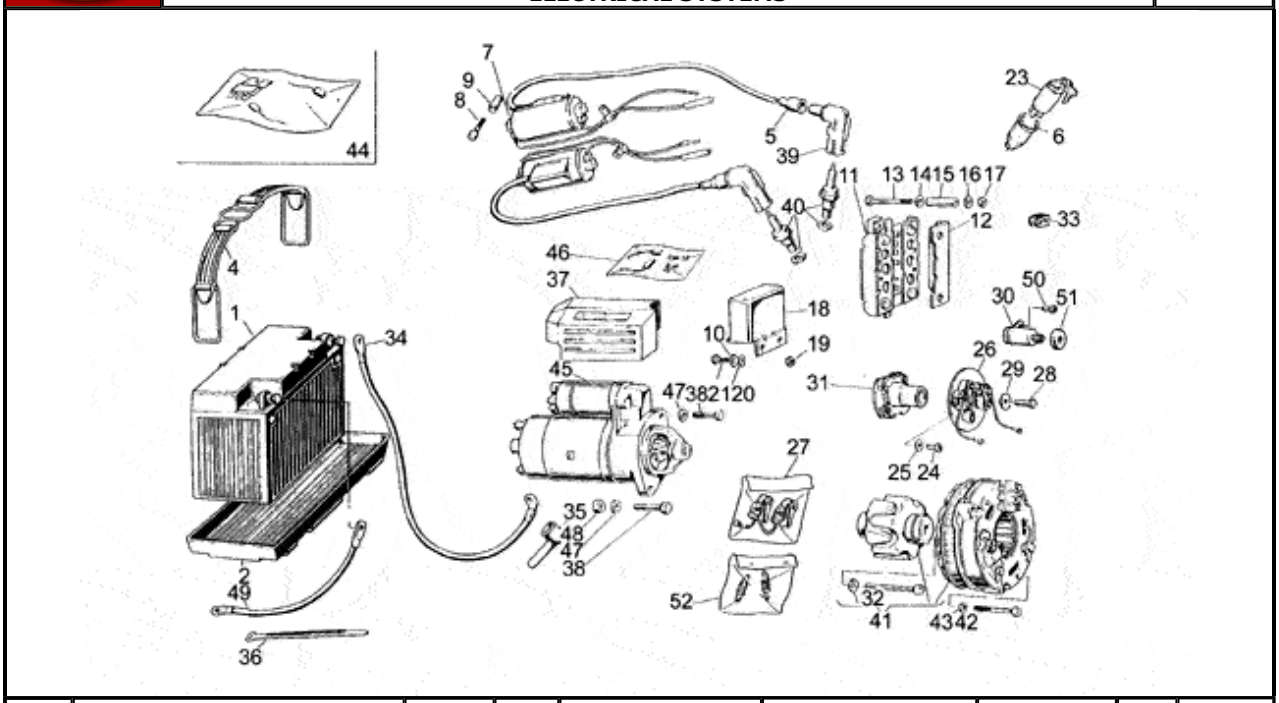

Pos.	Description	Year	I_M_	Country	Version		Code	Q.ty	P.Cod.
1	Battery 12V-32AH	-	-	-	-	-	GU14704505	1	
2	Float chamber	-	-	-	-	-	GU14707000	1	
4	Clamp	-	-	-	-	-	GU19704800	1	
5	Cap	-	-	-	-	-	GU14717600	2	
6	Ring nut	-	-	-	-	-	GU19741336	1	
7	HT coil	-	-	-	-	-	GU31716560	2	
8	Screw	-	-	-	-	-	GU98620240	4	
9	Spacer	-	-	-	-	-	GU91180721	4	
10	Washer	-	-	-	-	-	GU95000206	2	
11	Bosch rectifier	-	-	-	-	-	GU17704300	1	
12	Cover	-	-	-	-	-	GU61704200	1	
13	Screw	-	-	-	-	-	GU98052245	4	
14	Washer 6,4x12x1,2	-	-	-	-	-	GU95100141	4	
15	Spacer	-	-	-	-	-	GU91180627	4	
16	Spring washer 5,3X10X0,5	-	-	-	-	-	GU95129100	4	
17	Nut	-	-	-	-	-	GU92602205	4	
18	Voltage regulator BOSCH	-	-	-	-	-	GU29703800	1	
19	Nut	-	-	-	-	-	GU92602206	2	
20	Special washer	-	-	-	-	-	GU61013800	2	
21	Screw	-	-	-	-	-	GU98054312	2	
23	Main switch	-	-	-	-	-	GU31735360	1	
24	Screw	-	-	-	-	-	GU98290512	2	
25	Washer	-	-	-	-	-	GU95000205	2	
26	Plate	-	-	-	00399N	-	GU27708520001	1	
27	Contact rev. kit	-	-	-	-	-	GU19709620	1	
28	Screw	-	-	-	-	-	GU98054314	1	
29	Washer 6.3X17X1.5	-	-	-	-	-	GU95100126	1	
30	Capacitor	-	-	-	-	-	GU19708620	2	
31	Spark advance	-	-	-	-	-	GU19708480	1	
32	Screw	-	-	-	-	-	GU14712459	1	
33	Rubber spacer	-	-	-	-	-	GU19007700	1	
34	Wire	-	-	-	-	-	GU19748000	1	
35	Cap	-	-	-	-	-	GU19707100	2	
36	Hose clamp	-	-	-	-	-	GU61609630	20	

37	Protection	-	-	-	-	-	GU19733350	1
38	Hex screw M8X35	-	-	-	-	-	GU98052435	2
39	Sparkplug cap	-	-	-	-	-	GU14717400	2
40	Spark plug NGK B8ES	-	-	-	-	-	GU31717060	2
41	Bosch alternator	-	-	-	-	-	GU17712400	1
42	Hex socket screw M5X45	-	-	-	-	-	GU98620245	3
43	Notched washer	-	-	-	-	-	GU95021105	3
44	Repairing kit	-	-	-	-	-	GU17712454	1
45	Starter motor Valeo	-	-	-	B	-	GU30730711	1
46	Starter motor revision kit	-	-	-	B	-	GU14730570	1
47	Washer	-	-	-	-	-	GU95004208	2
48	Nut M8X1,25	-	-	-	-	-	GU92602208	1
49	Ground-battery lead	-	-	-	-	-	GU19748400	1
50	Screw	-	-	-	-	-	GU98200408	2
51	Cap	-	-	-	-	-	GU19708720	2
52	Spring kit	-	-	-	-	-	GU19719820	1

Revente Interdite - Revendita Vietata - Resaling Forbiden - Wiederverkauf Verboten

MOTO GUZZI	V 50 III POL./PA VECHIOTIPO 500 1982-1990	GU066	00	TAB N.	06
	LIGHTS				

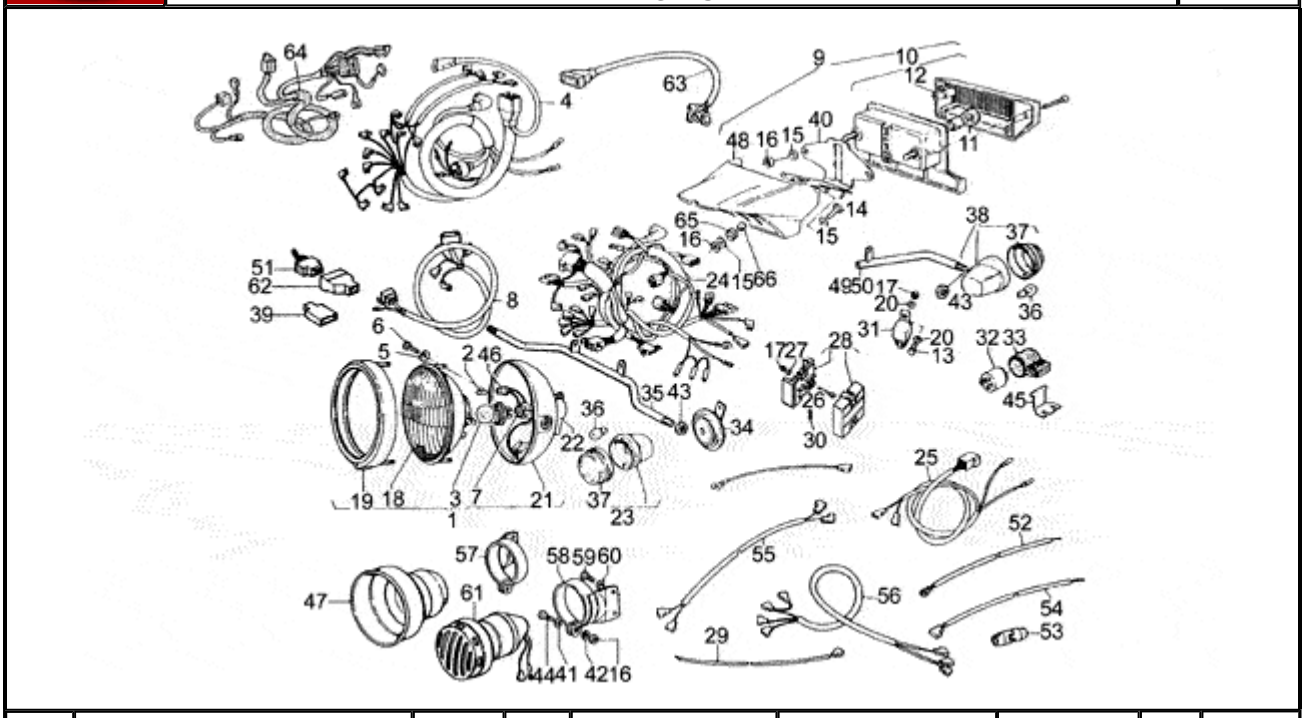

Pos.	Description	Year	I_M_	Country	Version		Code	Q.ty	P.Cod.
1	Headlight	-	-	-	-	-	GU28740533	1	
2	Lamp 12V-4W	-	-	-	-	-	GU93450119	1	
3	Lamp 12V 45/40W	-	-	-	-	-	GU93450231	1	
4	Wiring	-	-	-	G	-	GU19747235	1	
5	Washer	-	-	-	-	-	GU95020111	2	
6	Screw	-	-	-	-	-	GU98822520	2	
7	Main switch	-	-	-	-	-	GU17740364	1	
8	Wiring	-	-	-	-	-	GU19726380	1	
9	Taillight assy	-	-	-	-	-	GU19740900	1	
10	Taillight	-	-	-	-	-	GU65740900	1	
11	Lamp 12V/5-21W	-	-	-	-	-	GU93450224	2	
12	Taillight lens	-	-	-	-	-	GU65741700	1	
13	Screw	-	-	-	-	-	GU98054212	2	
14	Hex screw M6X20	-	-	-	-	-	GU98054320	2	
15	Washer 6,2X18X1	-	-	-	-	-	GU95100118	4	
16	Nut	-	-	-	-	-	GU92602206	6	
17	Nut	-	-	-	-	-	GU92602205	4	
18	Optical group	-	-	-	-	-	GU19740455	1	
19	Light frame	-	-	-	-	-	GU19740454	1	
20	Washer 5,25x14x1,5	-	-	-	-	-	GU95100059	4	
21	Cap	-	-	-	-	-	GU19740458	1	
22	Rear cap plug	-	-	-	-	-	GU19740404	1	
23	Turn indicator	-	-	-	-	-	GU19750602	2	
24	Electrical system	-	-	-	G	-	GU19747120	1	
25	Taillight wiring harn.	-	-	-	-	-	GU19747335	1	
26	Screw	-	-	-	-	-	GU98202525	2	
27	Notched washer	-	-	-	-	-	GU95021105	2	
28	Fuse holder box	-	-	-	-	-	GU19743000	1	
29	Fuse-relay cable	-	-	-	-	-	GU18757180	1	
30	Fuse 16A	-	-	-	-	-	GU17742550	4	
31	Starter relay	-	-	-	-	-	GU19732500	3	
32	Flasher unit	-	-	-	-	-	GU17750520	2	
33	Block	-	-	-	-	-	GU17751200	1	

34	Horn	-	-	-	-	-	GU61743700	1
35	Front support	-	-	-	-	-	GU19751390	1
36	Lamp 12V-10W	-	-	-	-	-	GU93450129	4
37	Turn indicator lens	-	-	-	-	-	GU39753771	4
38	Turn indicator	-	-	-	-	-	GU19750602	2
39	Connector 3 vie	-	-	-	-	-	GU93400963	2
40	Support	-	-	-	-	-	GU19741200	1
41	Washer	-	-	-	-	-	GU95000206	2
42	Notched washer	-	-	-	-	-	GU95021106	2
43	Nut	-	-	-	-	-	GU92602411	4
44	Hex screw M6X22	-	-	-	-	-	GU98054322	2
45	Plate	-	-	-	-	-	GU19750435	1
46	Lampholder	-	-	-	-	-	GU17740405	1
47	Megaphone	-	-	-	-	-	GU19743791	2
48	Taillight body	-	-	-	-	-	GU19741000	1
49	RH turn indicator support	-	-	-	-	-	GU197585901	1
50	LH turn indicator support	-	-	-	-	-	GU197585911	1
51	Switch	-	-	-	-	-	GU18745701	1
52	Battery-fuse cable	-	-	-	-	-	GU18757181	2
53	Fusebox assy	-	-	-	-	-	GU23742500	2
54	Fuse-flasher unit cable	-	-	-	-	-	GU19757190	1
55	Wiring	-	-	-	-	-	GU18720150	1
56	Wiring	-	-	-	-	-	GU19753190	1
57	RH siren support	-	-	-	-	-	GU19744290	1
58	LH siren support	-	-	-	-	-	GU19744291	1
59	Hex screw M8X16	-	-	-	-	-	GU98054416	4
60	Spring washer	-	-	-	-	-	GU95021108	4
61	One-tone siren	-	-	-	-	-	GU28743745	2
62	Cap	-	-	-	-	-	GU17756000	1
63	Wire	-	-	-	-	-	GU19747105	1
64	Alternator-regulator wiring	-	-	-	-	-	GU19725820	1
65	Rubber spacer	-	-	-	-	-	GU91551085	4
66	Spacer	-	-	-	-	-	GU91180607	4

MOTO GUZZI	V 50 III POL./PA VECHIOTIPO 500 1982-1990	GU066	00	TAB N.	07
	SWING ARM				

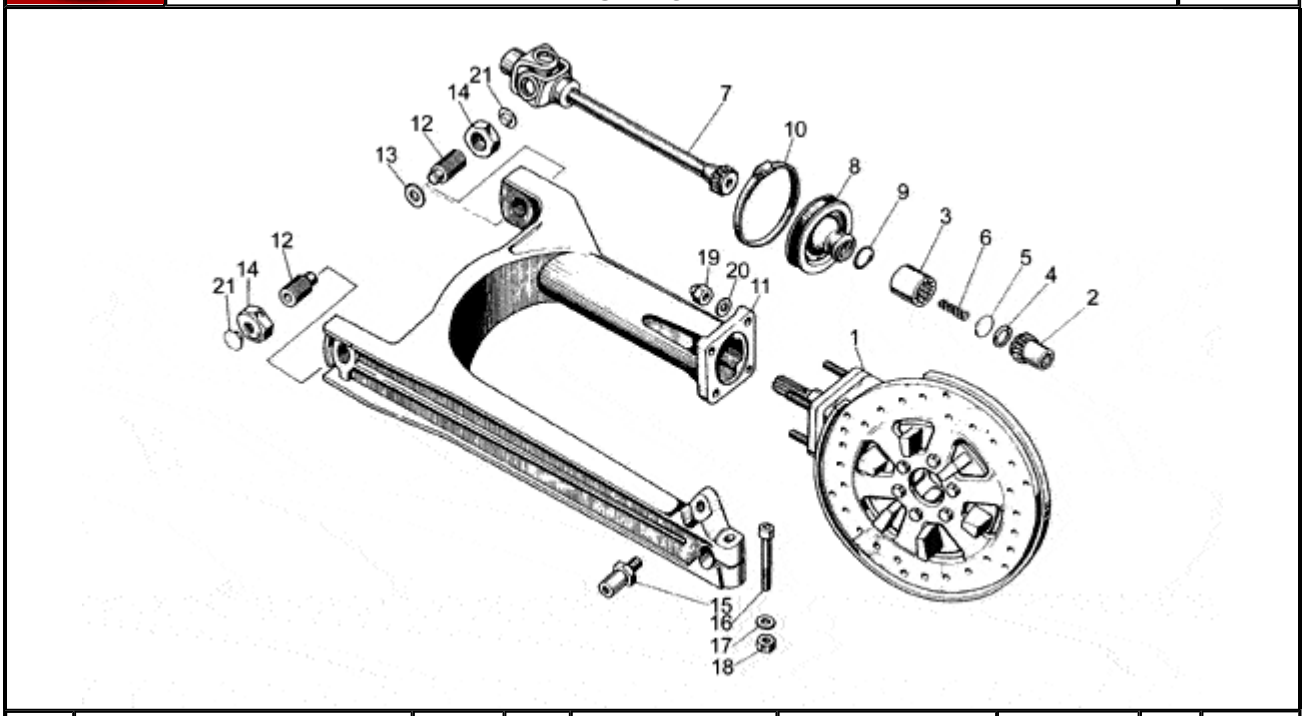

Pos.	Description	Year	I_M_	Country	Version	Code	Q.ty	P.Cod.
1	Transmission box assy., blank	-	-	-	- -	GU19350220	1	
2	Hose	-	-	-	- -	GU19327701	1	
3	Hose	-	-	-	- -	GU19328801	1	
4	Circlip	-	-	-	- -	GU90272023	1	
5	Disc	-	-	-	- -	GU19327601	1	
6	Spring	-	-	-	- -	GU94321099	1	
7	Coupling	-	-	-	- -	GU19328021	1	
8	Protection collar	-	-	-	- -	GU19548001	1	
9	Spring	-	-	-	- -	GU19548101	1	
10	Hose clamp	-	-	-	- -	GU93305074	1	
11	Swing arm	-	-	-	- -	GU19540200	1	
12	Pin	-	-	-	- -	GU19547000	2	
13	Spacer	-	-	-	- -	GU35214300	1	
14	Nut	-	-	-	- -	GU14547800	2	
15	Pin	-	-	-	- -	GU19555200	1	
16	Screw	-	-	-	- -	GU98052550	1	
17	Washer 10,2x18x2	-	-	-	- -	GU95004210	1	
18	Nut	-	-	-	- -	GU92602210	1	
19	Nut	-	-	-	- -	GU92781081	4	
20	Washer 8,4X13X0,8	-	-	-	- -	GU14615901	4	
21	Plug	-	-	-	- -	GU93180105	2	

MOTO GUZZI	V 50 III POL./PA VECHIOTIPO 500 1982-1990	GU066	00	TAB N.	08

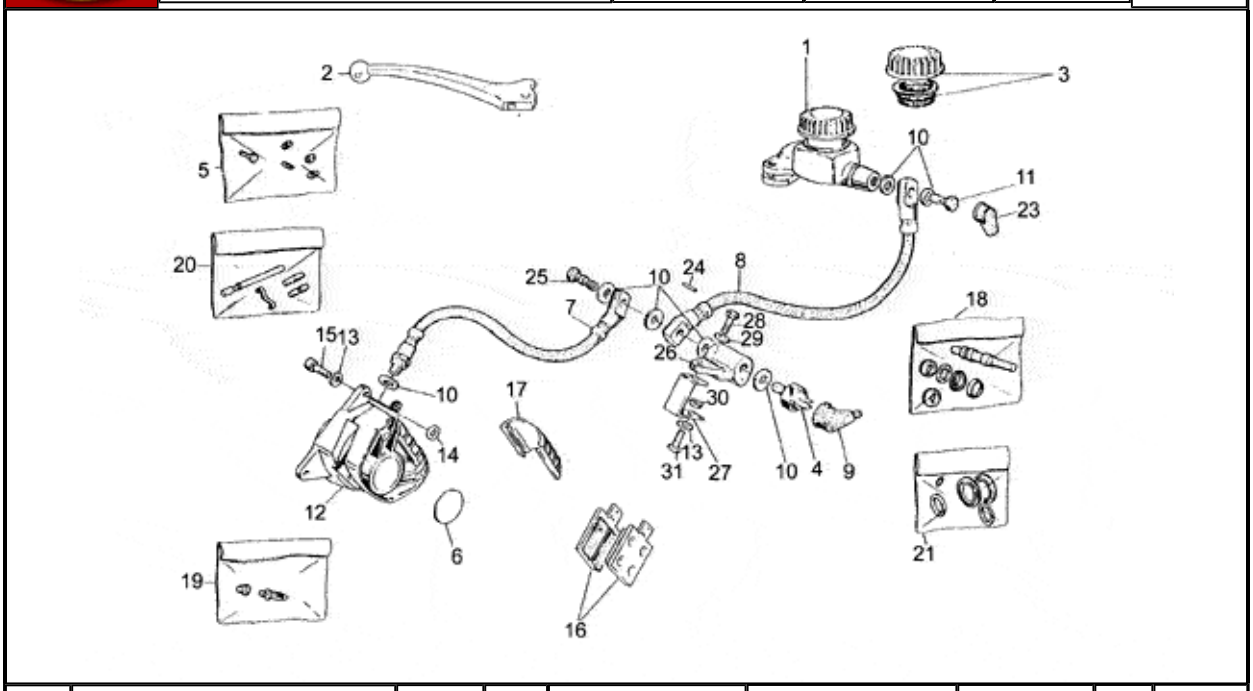

Pos.	Description	Year	I_M_	Country	Version		Code	Q.ty	P.Cod.
1	Front master cilinder	-	-	-	BR	-	GU28660178	1	
2	Front brake lever	-	-	-	BR	-	GU14605650	1	
3	Tank cap	-	-	-	BR	-	GU17661052	1	
4	Brake light switch	-	-	-	-	-	GU25657001	1	
5	Lever overhaul kit	-	-	-	-	-	GU17659450	1	
6	Brake caliper decal	-	-	-	-	-	GU19652700	1	
7	Brake fluid line	-	-	-	-	-	GU63657121	1	
8	Flexible pipe	-	-	-	-	-	GU61657140	1	
9	Cap	-	-	-	-	-	GU12735100	1	
10	Gasket	-	-	-	-	-	GU25656100	7	
11	Oil pipe screw *	-	-	-	-	-	GU95990028	1	
12	RH front brake caliper Grimeca	-	-	-	29895C	-	GU31652365	1	
13	Spring washer 8x15x0,3	-	-	-	-	-	GU61270300	3	
14	Washer 8,5X18X0,5	-	-	-	-	-	GU95100250	2	
15	Screw	-	-	-	-	-	GU98622422	2	
16	Pads pair BREMBO	-	-	-	-	-	GU27654610	1	
	Pads pair GRIMECA	-	-	-	29895C	-	GU31654665	2	
17	Brake caliper cover GRIMECA	-	-	-	29895C	-	GU31654765	1	
	Brake caliper cover BREMBO	-	-	-	-	-	GU39654700	1	
18	Rear pump rev. kit	-	-	-	BR	-	GU17659352	1	
19	Bleeder+cap GRIMECA	-	-	-	29895C	-	GU31659265	1	
	Bleeder+cap BREMBO D.6	-	-	-	-	-	GU65659200	1	
20	Pins+spring GRIMECA	-	-	-	29895C	-	GU31659165	2	
	Pins+spring BREMBO	-	-	-	-	-	GU39659100	1	
21	Brake caliper rev. kit BREMBO	-	-	-	-	-	GU39659000	1	
	Brake caliper rev. kit GRIMECA	-	-	-	29895C	-	GU66659031	1	
23	Cap	-	-	-	-	-	GU39663801	1	
24	Pin	-	-	-	-	-	GU95510311	1	
25	Oil pipe connector screw	-	-	-	-	-	GU95990034	1	
26	Distributor	-	-	-	-	-	GU14656800	1	
27	Plate	-	-	-	-	-	GU39658480	1	
28	Hex screw M6X20	-	-	-	-	-	GU98054320	1	
29	Special washer	-	-	-	-	-	GU61013800	1	
30	Nut	-	-	-	-	-	GU92602206	1	
31	Hex screw M8X16	-	-	-	-	-	GU98054416	1	

MOTO GUZZI	V 50 III POL./PA VECHIOTIPO 500 1982-1990	GU066	00	TAB N.	09
	FRONT LH/REAR BRAKE SYSTEM				

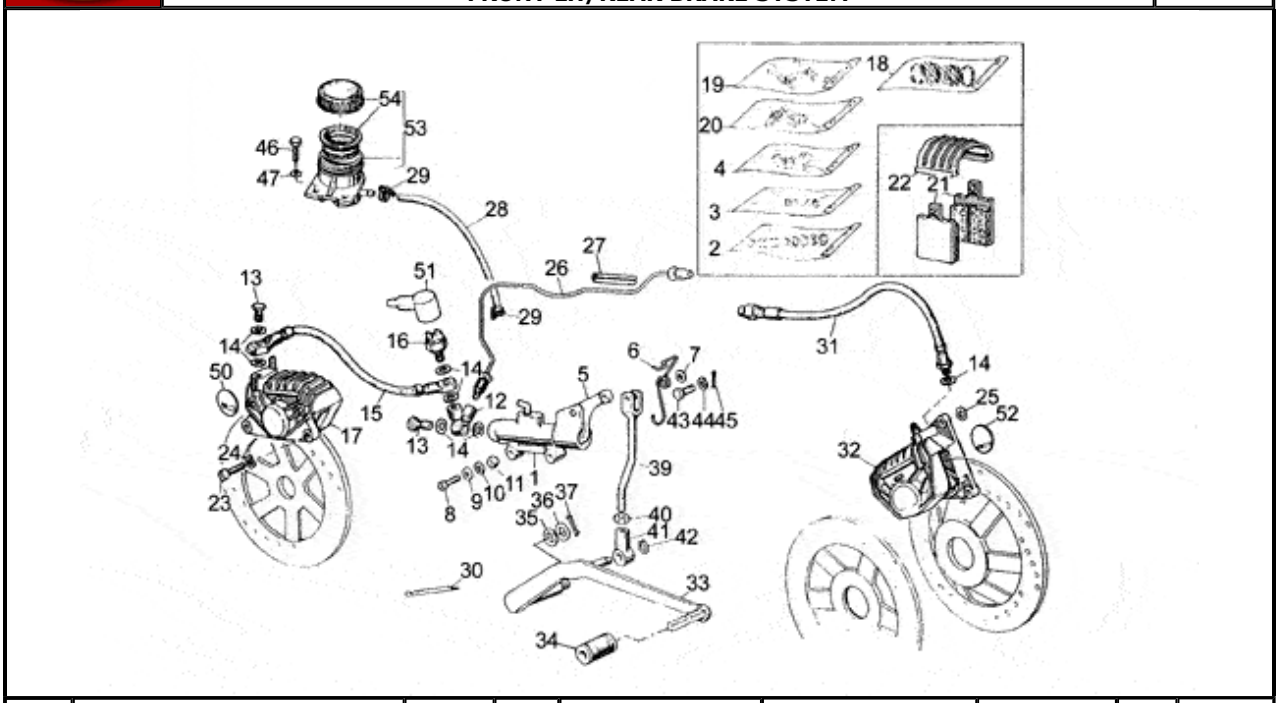

Pos.	Description	Year	I_M_	Country	Version		Code	Q.ty	P.Cod.
1	Rear master cylinder	-	-	-	-	-	GU31666990	1	
2	Pump revision kit	-	-	-	-	-	GU17659350	1	
3	Lever overhaul kit	-	-	-	-	-	GU19659600	1	
4	Pump connection overhaul unit	-	-	-	-	-	GU19659500	1	
5	Rear brake lever	-	-	-	-	-	GU19667500	1	
6	Rear brake lever spring	-	-	-	-	-	GU19667600	1	
7	Washer 6,15x11x0,8	-	-	-	-	-	GU95008206	1	
8	Screw	-	-	-	-	-	GU98052326	2	
9	Special washer	-	-	-	-	-	GU61013800	2	
10	Notched washer	-	-	-	-	-	GU95021106	2	
11	Nut	-	-	-	-	-	GU92602206	2	
12	Connection	-	-	-	-	-	GU19668000	1	
13	Oil pipe screw *	-	-	-	-	-	GU95990028	2	
14	Gasket	-	-	-	-	-	GU25656100	7	
15	Brake line	-	-	-	-	-	GU17657101	1	
16	Brake light switch	-	-	-	-	-	GU14657050	1	
17	Rear brake caliper	-	-	-	-	-	GU23653011	1	
18	Brake caliper rev. kit GRIMECA	-	-	-	29895C	-	GU66659031	1	
	Brake caliper rev. kit BREMBO	-	-	-	-	-	GU39659000	2	
19	Pins+spring GRIMECA	-	-	-	29895C	-	GU31659165	2	
	Pins+spring BREMBO	-	-	-	-	-	GU39659100	2	
20	Bleeder+cap GRIMECA	-	-	-	29895C	-	GU31659265	1	
	Bleeder+cap BREMBO D.6	-	-	-	-	-	GU65659200	2	
21	Pads pair GRIMECA	-	-	-	29895C	-	GU31654665	2	
	Pads pair BREMBO	-	-	-	-	-	GU27654610	2	
22	Brake caliper cover GRIMECA	-	-	-	29895C	-	GU31654765	1	
	Brake caliper cover BREMBO	-	-	-	-	-	GU39654700	2	
23	Screw	-	-	-	-	-	GU98622422	4	
24	Spring washer 8x15x0,3	-	-	-	-	-	GU61270300	4	
25	Washer 8,5X18X0,5	-	-	-	-	-	GU95100250	2	
	Washer 8,5X18X0,8	-	-	-	-	-	GU95100251	2	
26	Pipe	-	-	-	-	-	GU19658735	1	
27	Piston ring	-	-	-	-	-	GU17659650	3	
28	Rear brake hose	-	-	-	-	-	GU00823950050	1	

29	Hose clamp	-	-	-	-	-	GU69157801	2
30	Hose clamp	-	-	-	-	-	GU61609630	1
31	Brake hose	-	-	-	-	-	GU17658860	1
32	LH front brake caliper Grimeca	-	-	-	29895C	-	GU31652265	1
33	Rear brake lever	-	-	-	-	-	GU19677000	1
34	Rubber spacer	-	-	-	-	-	GU14251001	1
35	Spring washer	-	-	-	-	-	GU95129260	1
36	Flat washer	-	-	-	-	-	GU95004215	1
37	Split pin	-	-	-	-	-	GU95500227	1
39	Change gear tie rod compl.	-	-	-	-	-	GU19675000	1
40	Nut	-	-	-	-	-	GU92690073	1
41	Block	-	-	-	-	-	GU18257551	1
42	Circlip	-	-	-	-	-	GU90271008	1
43	Pin	-	-	-	-	-	GU95770265	1
44	Washer	-	-	-	-	-	GU95129110	1
45	Split pin	-	-	-	-	-	GU95500222	1
46	Screw	-	-	-	-	-	GU98052220	2
47	Washer 6,4x12x1,2	-	-	-	-	-	GU95100141	2
50	Rear brake cal. decal	-	-	-	-	-	GU19654900	2
51	Cap	-	-	-	-	-	GU12735100	1
52	Brake caliper decal	-	-	-	-	-	GU19652700	1
53	Brake oil tank	-	-	-	-	-	GU65663500	1
54	Tank cap	-	-	-	-	-	GU17661052	1

MOTO GUZZI	V 50 III POL./PA VECHIOTIPO 500 1982-1990	GU066	00	TAB N.	10
	HANDLEBAR - CONTROLS				

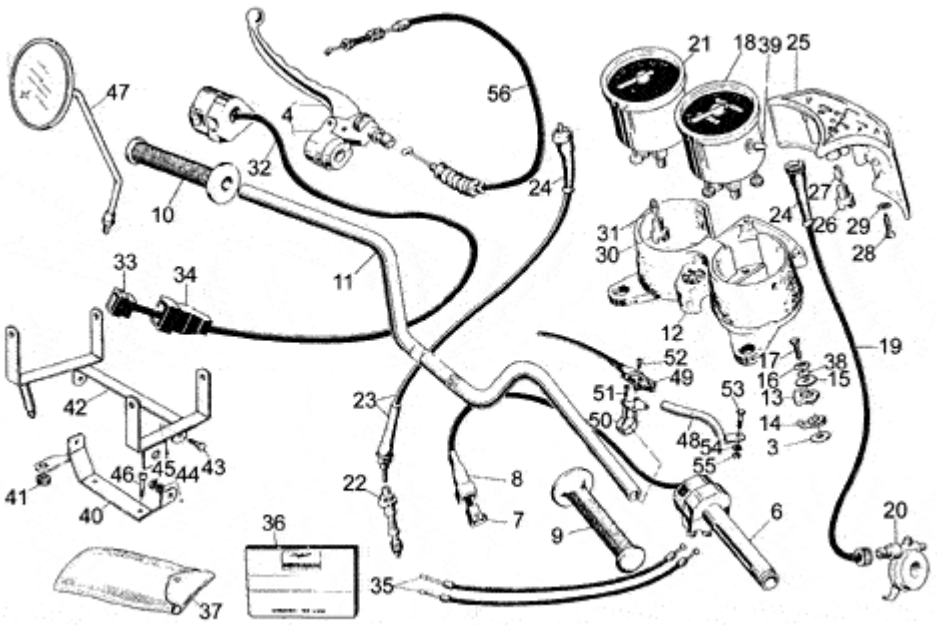

Pos.	Description	Year	I_M_	Country	Version		Code	Q.ty	P.Cod.
3	Washer	-	-	-	-	-	GU95090142	2	
4	Clutch lever control	-	-	-	-	-	GU19605501	1	
6	Throttle	-	-	-	-	-	GU19603495	1	
7	4-way connector	-	-	-	-	-	GU17756160	1	
8	Cap	-	-	-	-	-	GU17756060	1	
9	RH hand grip	-	-	-	-	-	GU65603500	1	
10	LH hand grip	-	-	-	-	-	GU65603000	1	
11	Handlebar	-	-	-	-	-	GU18600301	1	
12	Instrument support	-	-	-	-	-	GU19501500	1	
13	Rubber spacer	-	-	-	-	-	GU66502200	2	
14	Rubber spacer	-	-	-	-	-	GU66502201	2	
15	Washer	-	-	-	-	-	GU95090142	2	
16	Washer	-	-	-	-	-	GU18577850	2	
17	Screw	-	-	-	-	-	GU98052326	2	
18	Speedometer	-	-	-	-	-	GU19761500	1	
19	Speedometer transmission	-	-	-	-	-	GU61760440	1	
20	Odometer gear	-	-	-	-	-	GU39762501	1	
21	Tachometer	-	-	-	-	-	GU19767200	1	
22	Gear Z=14	-	-	-	-	-	GU14769200	1	
23	Rev counter transmission	-	-	-	-	-	GU19768100	1	
24	Sheath	-	-	-	-	-	GU17762200	2	
25	Support	-	-	-	-	-	GU14769155	1	
26	Lampholder	-	-	-	-	-	GU14768651	7	
27	Lamp 12V-1,2W	-	-	-	-	-	GU93450140	7	
28	Screw	-	-	-	-	-	GU98830225	2	
29	Notched washer	-	-	-	-	-	GU95021105	2	
30	Lampholder	-	-	-	-	-	GU14768650	2	
31	Lamp 12v-3w	-	-	-	-	-	GU93450120	2	
32	LH lights selector	-	-	-	-	-	GU65738000	1	
33	Connector	-	-	-	-	-	GU61740551	1	
34	Rubber protection	-	-	-	-	-	GU35755780	1	
35	Throttle cable	-	-	-	-	-	GU19117595	2	
36	Operator's handbook	-	-	-	-	-	GU19900080	1	

37	Toolkit	-	-	-	-	-	GU28929940	1
38	O-ring	-	-	-	-	-	GU45212400	2
39	Reset button	-	-	-	-	-	GU19762810	1
40	Fixed remote con.supp.	-	-	-	-	-	GU19502390	1
41	Rubber spacer	-	-	-	-	-	GU91551085	1
42	Mobile remote con.supp.	-	-	-	-	-	GU19502890	1
43	Hex screw M6X16	-	-	-	-	-	GU98054316	2
44	Notched washer	-	-	-	-	-	GU95021106	2
45	Nut M6x1	-	-	-	-	-	GU92630106	2
46	Screw	-	-	-	-	-	GU98830445	2
47	RH rearview mirror	-	-	-	-	-	GU28999546	2
48	Telephone support	-	-	-	-	-	GU17502645	1
49	Button	-	-	-	-	-	GU17756345	1
50	Support	-	-	-	-	-	GU18504080	1
51	Screw	-	-	-	-	-	GU98200312	2
52	Screw	-	-	-	-	-	GU98200306	2
53	Screw	-	-	-	-	-	GU98074314	1
54	Notched washer	-	-	-	-	-	GU95021106	1
55	Nut	-	-	-	-	-	GU92601206	1
56	Clutch cable	-	-	-	-	-	GU19093095	1

MOTO GUZZI	V 50 III POL./PA VECHIOTIPO 500 1982-1990	GU066	00	TAB N.	11
	MAGURA HANDLEBAR CONTROLS				

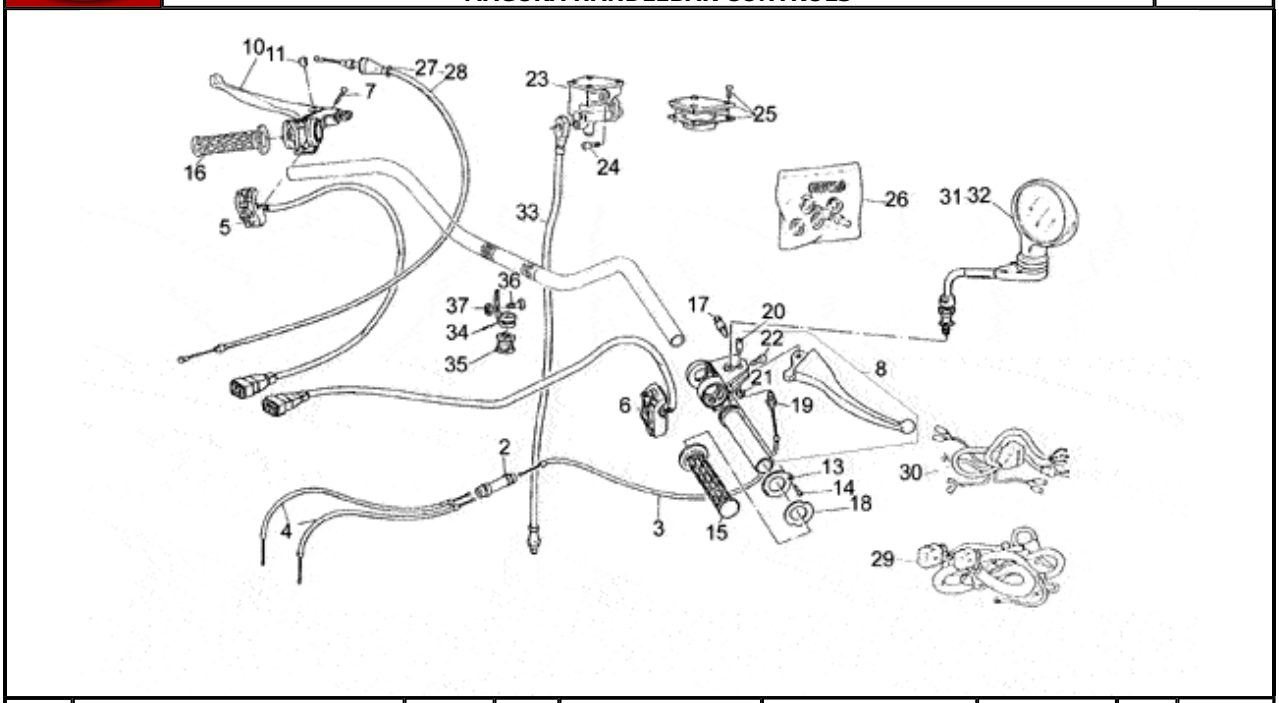

Pos.	Description	Year	I_M_	Country	Version	Code	Q.ty	P.Cod.
2	Splitter	-	-	-	- -	GU30607910	1	
3	Throttle cable	-	-	-	- -	GU23117570	1	
4	Throttle cable	-	-	-	- -	GU23117770	2	
5	LH lights selector	-	-	-	- -	GU19738015	1	
6	RH lights selector	-	-	-	- -	GU19750315	1	
7	Screw	-	-	-	- -	GU98260425	2	
8	Throttle cable assy	-	-	-	- -	GU29999250	1	
10	Clutch lever	-	-	-	- -	GU29605550	1	
11	Bush	-	-	-	- -	GU29608750	1	
13	Side cover	-	-	-	- -	GU29603650	1	
14	Screw	-	-	-	- -	GU98280410	1	
15	RH hand grip	-	-	-	- -	GU29603550	1	
16	LH hand grip	-	-	-	- -	GU29603050	1	
17	Brake light switch	-	-	-	- -	GU39741101	1	
18	Nylon washer	-	-	-	- -	GU29604650	1	
19	Cable-guide	-	-	-	- -	GU29603750	1	
20	Screw	-	-	-	- -	GU29604850	1	
21	Nut	-	-	-	- -	GU92601206	1	
22	Hex socket screw M6x16	-	-	-	- -	GU98612316	1	
23	Front master cilinder	-	-	-	- -	GU29660250	1	
24	Screw	-	-	-	- -	GU98812216	2	
25	Cover	-	-	-	- -	GU23661110	1	
26	Brake mast.cyl rev. kit	-	-	-	- -	GU23659310	1	
27	Clutch cable	-	-	-	- -	GU23093070	1	
28	Bellows	-	-	-	- -	GU23093870	1	
29	Electrical system	-	-	-	- -	GU19747195	1	
30	Headlight wiring w/harness	-	-	-	- -	GU19747295	1	
31	RH rearview mirror	-	-	-	- -	GU28999546	1	
32	RH rearview mirror	-	-	-	- -	GU28999546	1	
33	Front brake line	-	-	-	- -	GU23657110	1	
34	Hose clamp	-	-	-	- -	GU17658360	1	
35	Ring	-	-	-	- -	GU17658260	1	
36	Screw	-	-	-	- -	GU98280410	1	
37	Nut M4x0,7	-	-	-	- -	GU92630104	1	

V 50 III POL./PA VECHIOTIPO 500 1982-1990	GU066	00	TAB N.	12
FOOT RESTS - LATERAL STAND				

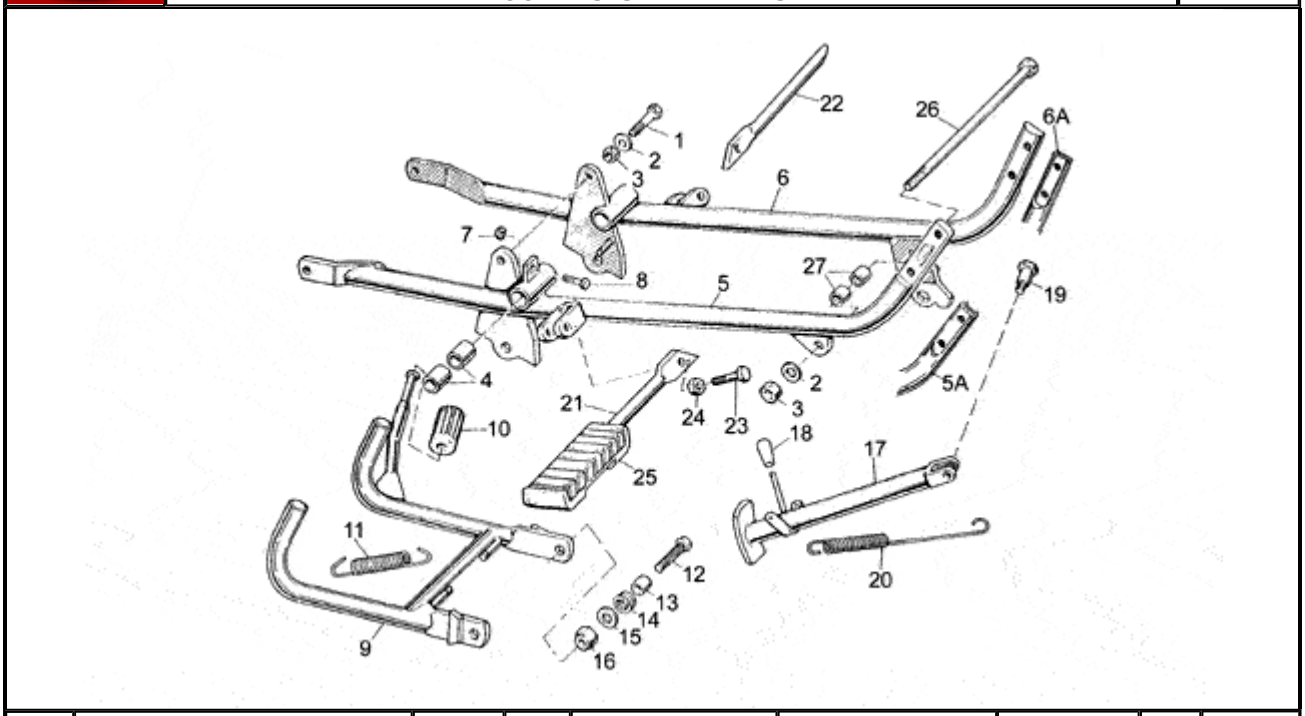

Pos.	Description	Year	I_M_	Country	Version		Code	Q.ty	P.Cod.
1	Screw	-	-	-	-	-	GU98052565	2	
2	Washer 10,2x18x2	-	-	-	-	-	GU95004210	3	
3	Nut	-	-	-	-	-	GU92602210	3	
4	Bush 19 mm	-	-	-	-	-	GU18252050	4	
5	RH craddle arm	-	-	-	1A	-	GU19420300	1	
	RH craddle arm	-	-	-	T	-	GU19420320	1	
6	LH craddle arm	-	-	-	1A	-	GU19422100	1	
	LH craddle arm	-	-	-	T	-	GU19422120	1	
7	Nut	-	-	-	-	-	GU92602206	1	
8	Hex screw M6X22	-	-	-	-	-	GU98054322	1	
9	Central stand	-	-	-	-	-	GU19430305	1	
10	Rubber pedal	-	-	-	-	-	GU13432640	1	
11	Lateral stand spring	-	-	-	-	-	GU12434001	2	
12	Screw	-	-	-	-	-	GU98054530	2	
13	Spacer	-	-	-	-	-	GU91181114	2	
14	Spring	-	-	-	-	-	GU94322215	1	
15	Washer	-	-	-	-	-	GU95000210	2	
16	Nut M10x1,5	-	-	-	-	-	GU92630510	2	
17	Lateral stand	-	-	-	-	-	GU19432000	1	
18	Lockup rubber	-	-	-	-	-	GU19433000	1	
19	Pin	-	-	-	-	-	GU99105126	1	
20	Spring	-	-	-	-	-	GU19434000	2	
21	RH pipe	-	-	-	-	-	GU39440700	1	
22	LH pipe	-	-	-	-	-	GU39441800	1	
23	Screw	-	-	-	-	-	GU98820430	2	
24	Nut M8X1,25	-	-	-	-	-	GU92602208	2	
25	Front footrest	-	-	-	-	-	GU39443200	2	
26	Pin M10x250	-	-	-	-	-	GU53429500	1	
27	Bush	-	-	-	-	-	GU19017000	2	

Revente Interdite - Revendita Vietata - Resaling Forbiden - Wiederverkauf Verboten

MOTO GUZZI	V 50 III POL./PA VECHIOTIPO 500 1982-1990	GU066	00	TAB N.	13
	LUGGAGE RACK				

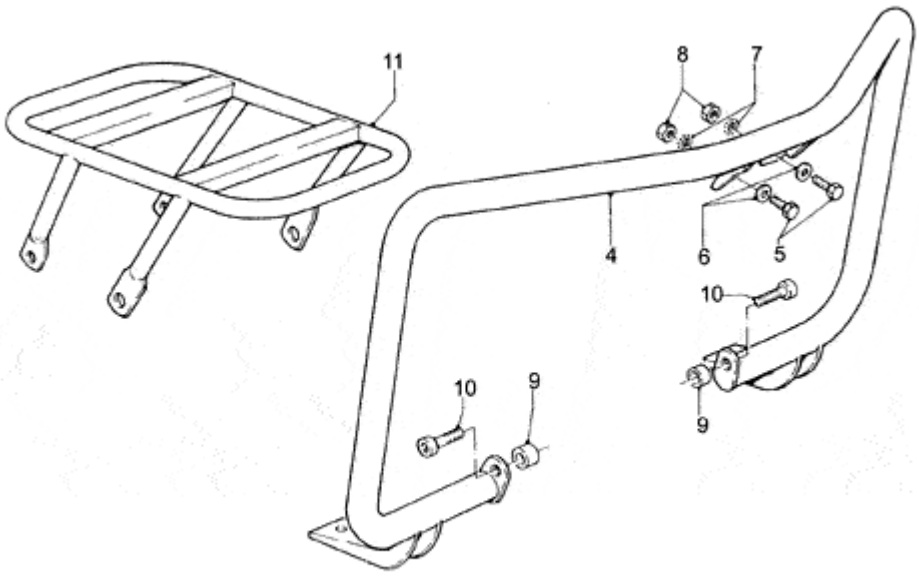

Pos.	Description	Year	I_M_	Country	Version		Code	Q.ty	P.Cod.
4	Front bumper	-	-	-	-	-	GU19450290	1	
5	Hex screw M8X20	-	-	-	-	-	GU98054420	2	
6	Washer	-	-	-	-	-	GU95004208	2	
7	Spring washer	-	-	-	-	-	GU95021108	2	
8	Nut M8X1,25	-	-	-	-	-	GU92602208	2	
9	Spacer	-	-	-	-	-	GU91181112	2	
10	Screw M10X40	-	-	-	-	-	GU98620540	2	
11	Luggage rack	-	-	-	-	-	GU19466590	1	

Revente Interdite - Revendita Vietata - Resaling Forbiden - Wiederverkauf Verboten

MOTO GUZZI	V 50 III POL./PA VECHIOTIPO 500 1982-1990	GU066	00	TAB N.	14
	WHEELS				

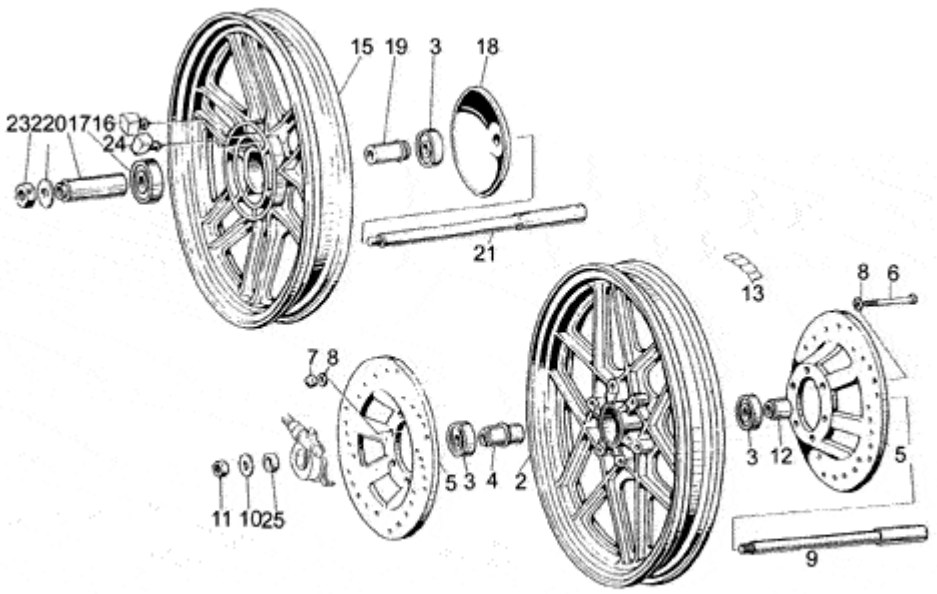

Pos.	Description	Year	I_M_	Country	Version	Code	Q.ty	P.Cod.
2	Front wheel	-	-	-	- -	GU19610305	1	
3	Bearing	-	-	-	- -	GU92204217	3	
4	Spacer	-	-	-	- -	GU19615335	1	
5	Brake disc	-	-	-	- -	GU31613380	2	
6	Hex screw M8X75	-	-	-	- -	GU98052475	6	
7	Cap nut	-	-	-	- -	GU92730082	6	
8	Washer	-	-	-	- -	GU95004208	12	
9	Front wheel spindle	-	-	-	- -	GU19614100	1	
10	Washer 17X27X2	-	-	-	- -	GU95004217	1	
11	Nut M16X1,5	-	-	-	- -	GU92602516	1	
12	Spacer	-	-	-	- -	GU61616330	1	
13	Counterweight	-	-	-	- -	GU14616150	3	
15	Rear wheel	-	-	-	- -	GU19630600	1	
16	LH rubber coupling	-	-	-	- -	GU19632502	6	
17	Bearing	-	-	-	- -	GU92204218	1	
18	Protection	-	-	-	- -	GU19636400	1	
19	Bearing internal spacer	-	-	-	- -	GU19633935	1	
20	Spacer	-	-	-	- -	GU19634100	1	
21	Rear wheel spindle	-	-	-	- -	GU19633300	1	
22	Washer	-	-	-	- -	GU14634400	1	
23	Nut M6X1,5	-	-	-	- -	GU92602316	1	
24	RH rubber coupling	-	-	-	- -	GU19632501	6	
25	Spacer	-	-	-	- -	GU61615630	1	

Revente Interdite - Revendita Vietata - Resaling Forbiden - Wiederverkauf Verboten

V 50 III POL./PA VECHIOTIPO 500 1982-1990	GU066	00	TAB N.	15
TWO-TONE SIRENS				

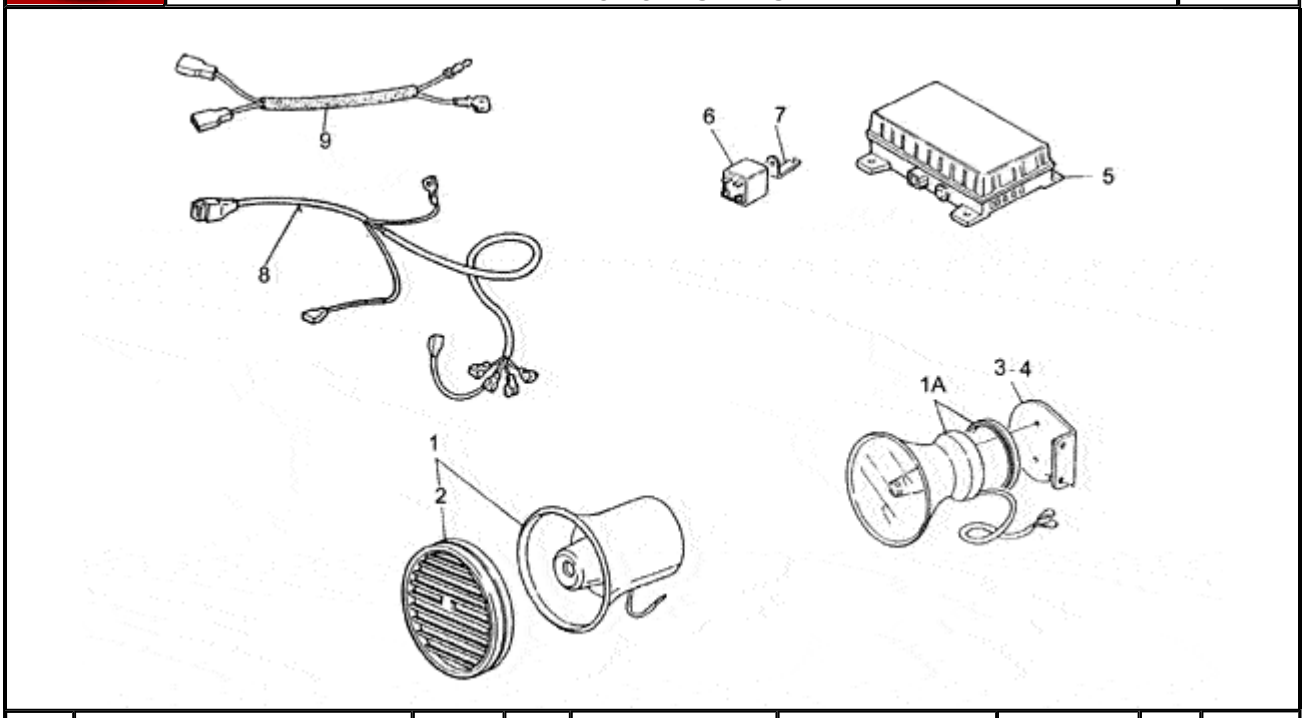

Pos.	Description	Year	I_M_	Country	Version	Code	Q.ty	P.Cod.
1	Small two-tone siren	-	-	-	- -	GU28743747	2	
	Large two-tone siren	-	-	-	- -	GU19743797	2	
2	Grid	-	-	-	- -	GU17743985	2	
3	RH siren support	-	-	-	- -	GU19744297	1	
4	LH siren support	-	-	-	- -	GU19744397	1	
5	Electronic control unit	-	-	-	- -	GU28737680	1	
6	Siren relay SWF	-	-	-	- -	GU28732545	1	
7	Relais support	-	-	-	- -	GU28732946	1	
8	Wiring	-	-	-	- -	GU19726197	1	
9	Wiring	-	-	-	- -	GU19725595	1	

Revente Interdite - Revendita Vietata - Resaling Forbiden - Wiederverkauf Verboten

MOTO GUZZI	V 50 III POL./PA VECHIOTIPO 500 1982-1990	GU066	00	TAB N.	16
	ONE-TONE SIRENS				

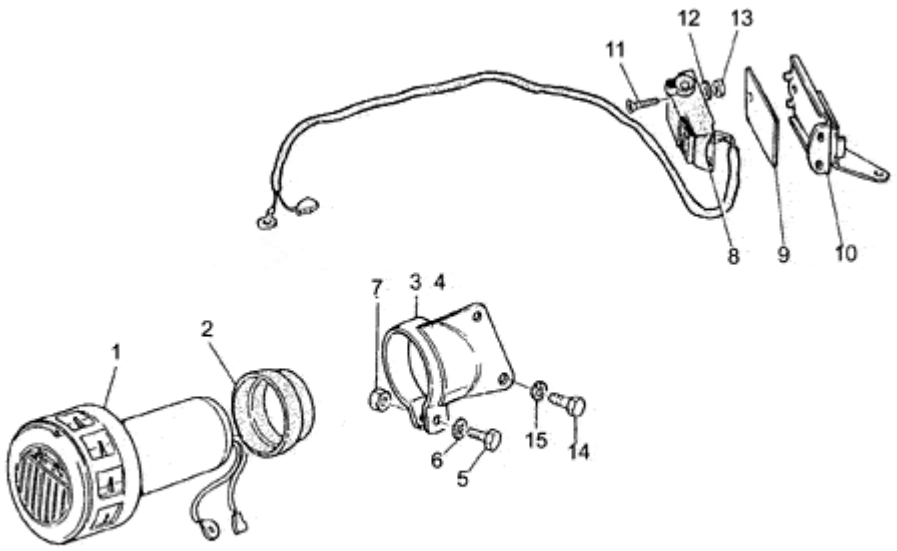

Pos.	Description	Year	I_M_	Country	Version	Code	Q.ty	P.Cod.
1	One-tone siren	-	-	-	- -	GU28743745	2	
2	Gasket	-	-	-	- -	GU28743845	2	
3	RH siren support	-	-	-	- -	GU19744295	1	
4	LH siren support	-	-	-	- -	GU19744296	1	
5	Hex screw M6X22	-	-	-	- -	GU98054322	2	
6	Notched washer	-	-	-	- -	GU95021106	2	
7	Nut	-	-	-	- -	GU92602206	2	
8	Siren-light controls	-	-	-	- -	GU28756481	1	
9	Insert	-	-	-	- -	GU28756645	1	
10	Support	-	-	-	- -	GU19756790	1	
11	Screw	-	-	-	- -	GU98270420	1	
12	Washer	-	-	-	- -	GU95129080	1	
13	Nut	-	-	-	- -	GU92602204	1	
14	Hex screw M8X16	-	-	-	- -	GU98054416	4	
15	Spring washer	-	-	-	- -	GU95021108	4	

Revente Interdite - Revendita Vietata - Resaling Forbiden - Wiederverkauf Verboten

MOTO GUZZI	V 50 III POL./PA VECHIOTIPO 500 1982-1990	GU066	00	TAB N.	17

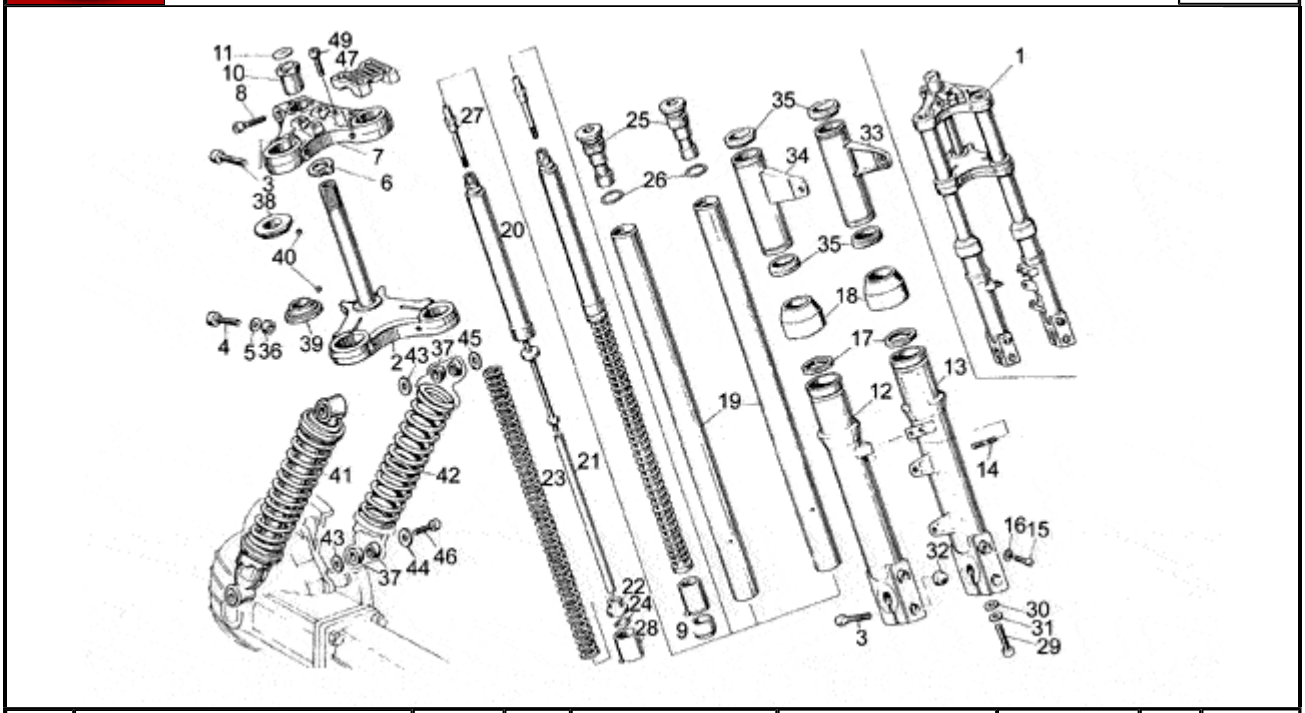

Pos.	Description	Year	I_M_	Country	Version	Code	Q.ty	P.Cod.
1	Front fork	-	-	-	- -	GU19490305	1	
2	Lower plate	-	-	-	- -	GU394940021	1	
3	Screw M10X40	-	-	-	- -	GU98620540	4	
4	Screw	-	-	-	- -	GU98620555	2	
5	Washer 10,2x18x2	-	-	-	- -	GU95004210	2	
6	Washer	-	-	-	- -	GU62493200	1	
7	Upper plate	-	-	-	- -	GU39493101	1	
8	Screw M8X35	-	-	-	- -	GU98620435	1	
9	Spacer	-	-	-	- -	GU61527441	2	
10	Bush	-	-	-	- -	GU14516600	1	
11	Plug	-	-	-	- -	GU17517700	1	
12	LH sleeve	-	-	-	- -	GU195226001	1	
13	RH sleeve	-	-	-	- -	GU195225001	1	
14	Stud bolt	-	-	-	- -	GU96508021	4	
15	Oil unload plug	-	-	-	- -	GU98620312	2	
16	Washer 6,25x10x1,5	-	-	-	- -	GU95100116	2	
17	Oil seal	-	-	-	- -	GU90403144	2	
18	Dust cover	-	-	-	- -	GU53524540	2	
19	Sleeve	-	-	-	- -	GU39525401	2	
20	Fork shock absorber	-	-	-	- -	GU14526407	2	
21	Plunger	-	-	-	- -	GU53527840	2	
22	Spring seat	-	-	-	- -	GU53527940	2	
23	Fork spring	-	-	-	- -	GU19526600	2	
24	Circlip	-	-	-	- -	GU90271012	2	
25	Plug	-	-	-	- -	GU39504501	2	
26	O-ring	-	-	-	- -	GU90706202	2	
27	Stud bolt	-	-	-	- -	GU19504800	2	
28	Cup	-	-	-	- -	GU53527640	2	
29	Screw	-	-	-	- -	GU98621440	2	
30	Gasket 8,25x15x1	-	-	-	- -	GU12154200	2	
31	Washer	-	-	-	- -	GU95004208	2	
32	Nut	-	-	-	- -	GU92781100	2	
33	LH headlight supp.	-	-	-	- -	GU194962001	1	

34	RH headlight supp.	-	-	-	-	-	GU194961001	1
35	O-ring	-	-	-	-	-	GU39492701	4
36	Spacer	-	-	-	-	-	GU91181110	2
37	Bush	-	-	-	-	-	GU10551600	8
38	Plug	-	-	-	-	-	GU61514940	1
39	Steering race	-	-	-	00201N	-	GU61515240	1
40	Ball	-	-	-	-	-	GU92295704	44
41	Shock absorber	-	-	-	-	-	GU23999290	2
42	Spring	-	-	-	-	-	GU19552300	2
43	Flat washer	-	-	-	-	-	GU95004215	4
44	Washer	-	-	-	-	-	GU95100255	2
45	Washer	-	-	-	-	-	GU95000208	2
46	Screw	-	-	-	-	-	GU98822416	4
47	Handlebar U-bolt	-	-	-	-	-	GU19500200	1
49	Screw	-	-	-	-	-	GU98830430	2

MOTO GUZZI	V 50 III POL./PA VECHIOTIPO 500 1982-1990	GU066	00	TAB N.	18
	FRAME				

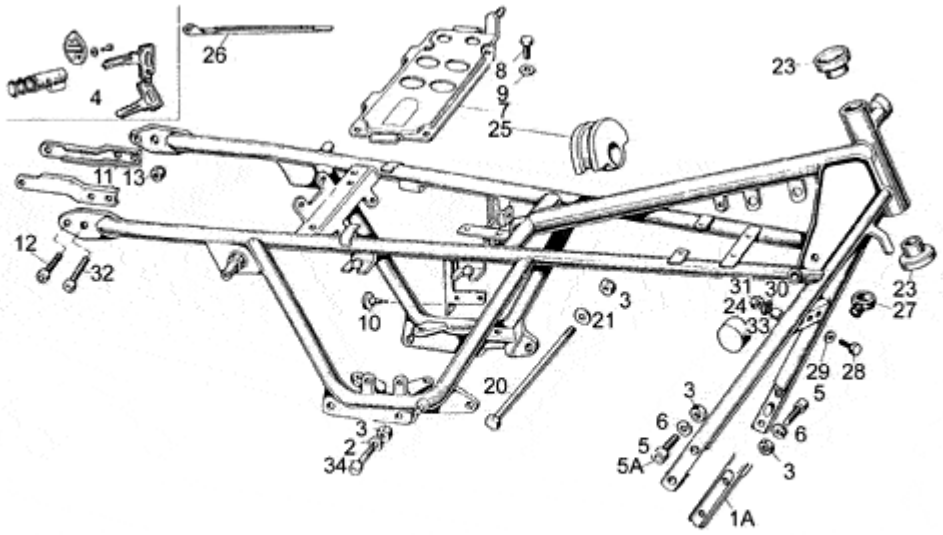

Pos.	Description	Year	I_M_	Country	Version	Code	Q.ty	P.Cod.
1	Frame	-	-	-	- -	GU19400120	1	
2	Washer 10,2x18x2	-	-	-	- -	GU95004210	2	
3	Nut	-	-	-	- -	GU92602210	7	
4	Lock	-	-	-	- -	GU19782520	1	
5	Screw	-	-	-	- -	GU98622522	4	
	Screw 25 mm	-	-	-	- -	GU98622525	4	
6	Washer	-	-	-	- -	GU95120105	4	
7	Plate	-	-	-	- -	GU19418200	1	
8	Screw	-	-	-	- -	GU98054418	4	
9	Washer	-	-	-	- -	GU95004208	4	
10	Drift	-	-	-	- -	GU19705900	4	
11	Rear mudguard supp.	-	-	-	- -	GU19439100	2	
12	Screw	-	-	-	- -	GU98822418	2	
13	Nut	-	-	-	- -	GU92630508	4	
20	Pin M10x205	-	-	-	- -	GU98110199	1	
21	Washer 10,2x18x2	-	-	-	- -	GU95004210	1	
23	Plug	-	-	-	- -	GU39515000	2	
24	Drift	-	-	-	- -	GU39103400	2	
25	Drift	-	-	-	- -	GU14107100	1	
26	Hose clamp	-	-	-	- -	GU61609630	1	
27	Eyelet	-	-	-	- -	GU19436500	1	
28	Screw	-	-	-	- -	GU98830430	1	
29	Washer	-	-	-	- -	GU95000208	1	
30	Spring washer	-	-	-	- -	GU95021108	1	
31	Nut M8X1,25	-	-	-	- -	GU92602208	1	
32	Screw	-	-	-	- -	GU98822420	2	
33	Spacer	-	-	-	- -	GU91181016	1	
34	Screw	-	-	-	- -	GU98052555	2	

Revente Interdite - Revendita Vietata - Resaling Forbiden - Wiederverkauf Verboten

V 50 III POL./PA VECHIOTIPO 500 1982-1990	GU066	00	TAB N.	19
DRIVE SHAFT				

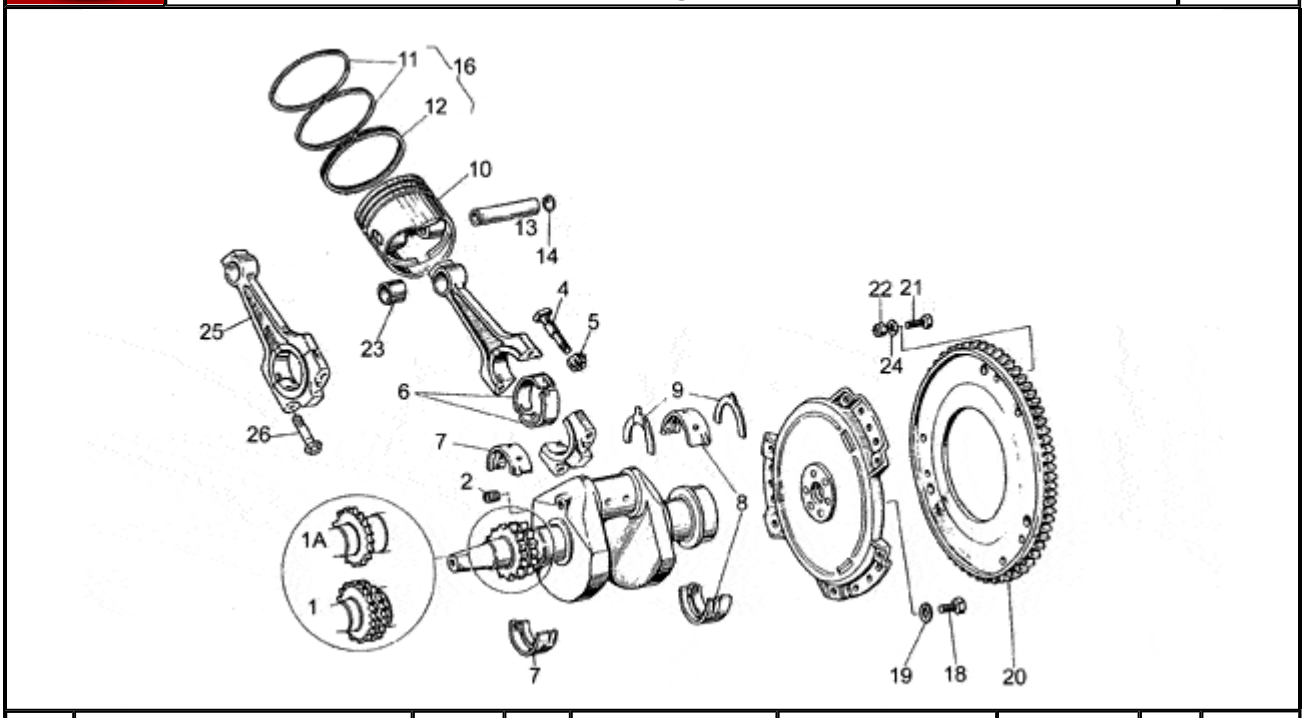

Pos.	Description	Year	I_M_	Country	Version		Code	Q.ty	P.Cod.
1	Drive shaft	-	-	-	M1	-	GU19064280	1	
	Crankshaft with plug	-	-	-	M3	-	GU19064181	1	
2	Plug	-	-	-	-	-	GU19065400	1	
4	Connecting rod screw	-	-	-	M2	-	GU19062220	4	
5	Nut	-	-	-	M2	-	GU61602401	4	
6	Bearing half-shell	-	-	-	-	-	GU19062022	4	
7	Front main half-bearing	-	-	-	-	-	GU19065623	2	
8	Rear main half-bearing	-	-	-	-	-	GU19066522	2	
9	Shoulder	-	-	-	-	-	GU31066480	2	
10	Piston	-	-	-	-	-	GU19060481	2	
	Piston	-	-	-	D	-	GU23060400	2	
11	Ring	-	-	-	-	-	GU19060750	4	
12	Oil scraper ring	-	-	-	-	-	GU19061050	2	
13	Piston pin	-	-	-	-	-	GU19061280	2	
14	Stop ring	-	-	-	-	-	GU19061320	4	
16	Piston rings set	-	-	-	-	-	GU19060650	2	
18	Screw	-	-	-	-	-	GU19067700	6	
19	Washer 8,4X13X0,8	-	-	-	-	-	GU14615901	6	
20	Chain ring MOTOPLAT	-	-	-	-	-	GU19067900	1	
21	Screw	-	-	-	-	-	GU98054318	6	
22	Nut M6x1	-	-	-	-	-	GU92630106	6	
23	Bush	-	-	-	-	-	GU19061821	2	
24	Washer 6,4x10x0,7	-	-	-	-	-	GU14217901	6	
25	Connecting rod	-	-	-	-	-	GU19061521	2	
26	Screw	-	-	-	M4	-	GU19062221	4	

MOTO GUZZI	V 50 III POL./PA VECHIOTIPO 500 1982-1990	GU066	00	TAB N.	20
	INTAKE				

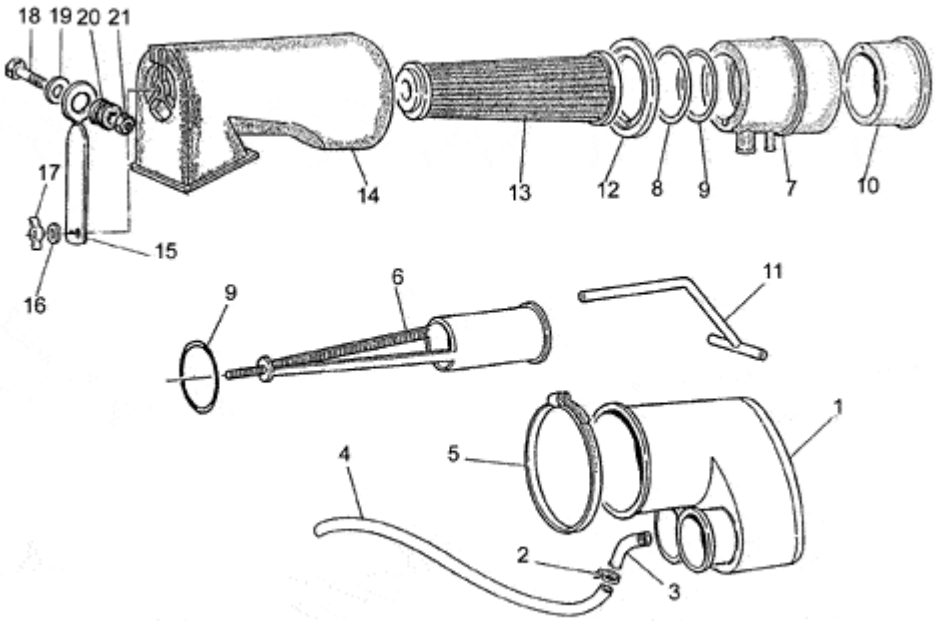

Pos.	Description	Year	I_M_	Country	Version	Code	Q.ty	P.Cod.
1	Intake manifold	-	-	-	- -	GU19114300	1	
2	Hose clamp	-	-	-	- -	GU93305092	1	
3	Pipe	-	-	-	- -	GU17114650	1	
4	Breather pipe	-	-	-	- -	GU95985532	1	
5	Hose clamp 3,6x20,6	-	-	-	- -	GU14609650	1	
6	Air filter support	-	-	-	- -	GU19155775	1	
7	Front hose	-	-	-	- -	GU19156701	1	
8	Gasket	-	-	-	- -	GU19113900	1	
9	Gasket ring	-	-	-	- -	GU90706552	2	
10	Rear hose	-	-	-	- -	GU19156900	1	
11	Breather pipe	-	-	-	- -	GU19156001	1	
12	Ring	-	-	-	- -	GU17113450	1	
13	Air filter	-	-	-	- -	GU17113651	1	
14	Filter cover	-	-	-	- -	GU17114050	1	
15	Plate	-	-	-	- -	GU19114100	1	
16	Washer 5,25x14x1,5	-	-	-	- -	GU95100059	1	
17	Nut	-	-	-	- -	GU92670305	1	
18	Screw	-	-	-	- -	GU98052222	1	
19	Washer 5,25x14x1,5	-	-	-	- -	GU95100059	1	
20	Rubber spacer	-	-	-	- -	GU91551085	1	
21	Nut	-	-	-	- -	GU92630105	1	

MOTO GUZZI	V 50 III POL./PA VECHIOTIPO 500 1982-1990	GU066	00	TAB N.	21

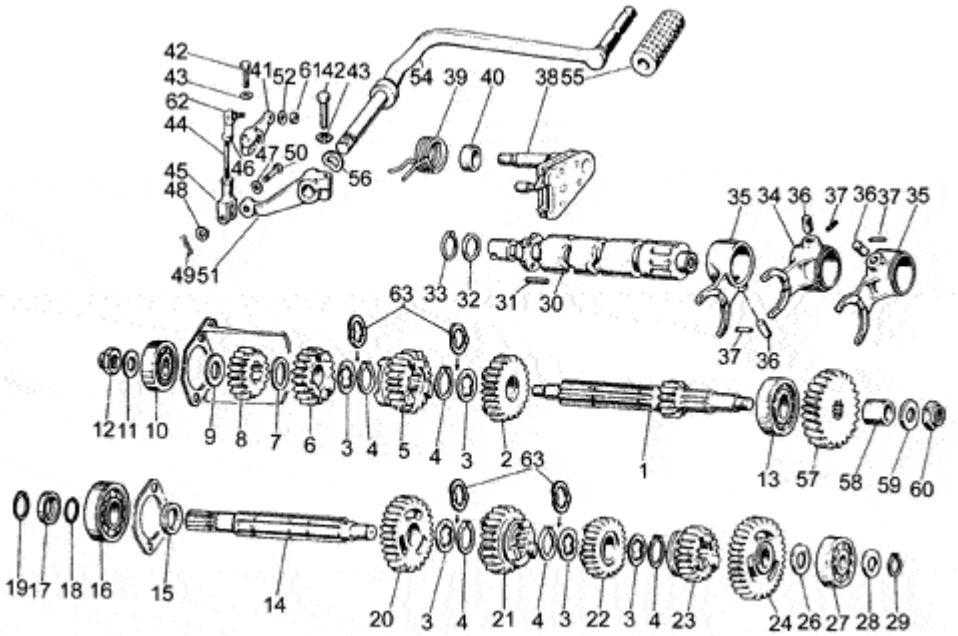

Pos.	Description	Year	I_M_	Country	Version		Code	Q.ty	P.Cod.
1	Primary gear shaft Z=11	-	-	-	-	-	GU19210520	1	
2	Gear 5a AS Z=22	-	-	-	-	-	GU19212020	1	
3	Thrust washer mm1	-	-	-	-	-	GU19215420	5	
4	Circlip	-	-	-	-	-	GU90271220	5	
5	Gear 4a AS Z=22	-	-	-	-	-	GU19211820	1	
6	Gear 3a AS Z=18	-	-	-	-	-	GU19211420	1	
7	Thrust washer	-	-	-	-	-	GU19214620	1	
8	Gear	-	-	-	-	-	GU19211320	1	
9	Washer	-	-	-	-	-	GU19212800	1	
10	Ball bearing	-	-	-	-	-	GU92201415	1	
11	Clearance washer	-	-	-	-	-	GU39238100	1	
12	Nut	-	-	-	-	-	GU10054100	1	
13	Bearing 20X47X14	-	-	-	-	-	GU92201220	1	
14	Driven shaft	-	-	-	-	-	GU19213620	1	
15	Spacer	-	-	-	-	-	GU19212900	1	
16	Bearing 20X47X14	-	-	-	-	-	GU92201220	1	
17	Spacer	-	-	-	-	-	GU19213720	1	
18	Gasket ring 18,77X1,78	-	-	-	-	-	GU90706188	1	
19	Circlip	-	-	-	-	-	GU90271121	1	
20	Gear	-	-	-	-	-	GU19214501	1	
21	Gear	-	-	-	-	-	GU19214820	1	
22	Gear	-	-	-	-	-	GU19215121	1	
23	Gear	-	-	-	-	-	GU19215220	1	
24	Gear	-	-	-	-	-	GU19214001	1	
26	Washer	-	-	-	C1	-	GU43070940	1	
	Washer	-	-	-	C2	-	GU65214300	1	
27	Ball bearing	-	-	-	C1	-	GU92201415	1	
28	Spacer	-	-	-	C2	-	GU35214300	1	
	Thrust washer	-	-	-	-	-	GU39239300	1	
29	Circlip	-	-	-	-	-	GU90271115	1	
30	Shift cam	-	-	-	-	-	GU19234420	1	
31	Pin	-	-	-	-	-	GU19234600	4	
32	Spacer 1 mm	-	-	-	-	-	GU19355300	1	

33	Snap ring	-	-	-	-	-	GU90271020	1
34	Fork AP	-	-	-	-	-	GU19231220	1
35	Fork AS	-	-	-	-	-	GU19231020	2
36	Roller	-	-	-	-	-	GU92297909	3
37	Pin	-	-	-	-	-	GU95520316	3
38	Pre-selector kit	-	-	-	01397N	-	GU20999520	1
39	Spring	-	-	-	01397N	-	GU28238261	1
	Spring	-	-	-	-	-	GU61238200	1
40	Bush	-	-	-	-	-	GU91182010	1
	Spacer	-	-	-	01397N	-	GU20208520	1
41	Shift lever	-	-	-	-	-	GU19258220	1
42	Screw	-	-	-	-	-	GU98052325	2
43	Notched washer	-	-	-	-	-	GU95021106	2
44	Tie rod	-	-	-	-	-	GU18257950	1
45	Fork	-	-	-	-	-	GU12626800	1
46	Nut	-	-	-	-	-	GU92602206	2
47	Washer	-	-	-	-	-	GU95129110	1
48	Washer 6,15x11x0,8	-	-	-	-	-	GU95008206	1
49	Split pin	-	-	-	-	-	GU95500222	1
50	Pin	-	-	-	-	-	GU95770265	1
51	Lever	-	-	-	-	-	GU19256920	1
52	Special washer	-	-	-	-	-	GU61013800	1
54	Complete gearchange lever	-	-	-	-	-	GU19250900	1
55	Rubber spacer	-	-	-	-	-	GU14251001	1
56	Spring washer	-	-	-	-	-	GU95129260	1
57	Idle gear Z=23	-	-	-	-	-	GU19211140	1
58	Bush	-	-	-	-	-	GU19266720	1
59	Clearance washer	-	-	-	-	-	GU39238100	1
60	Nut	-	-	-	-	-	GU10054100	1
61	Nut M6x1	-	-	-	-	-	GU92630106	1
62	Ball joint	-	-	-	-	-	GU18258101	1
63	Washer	-	-	-	-	-	GU19214320	4

Revente Interdite - Revendita Vietata - Resaling Forbiden - Wiederverkauf Verboten

MOTO GUZZI	V 50 III POL./PA VECHIOTIPO 500 1982-1990	GU066	00	TAB N.	22
	CARBURETTOR-SPARE PARTS				

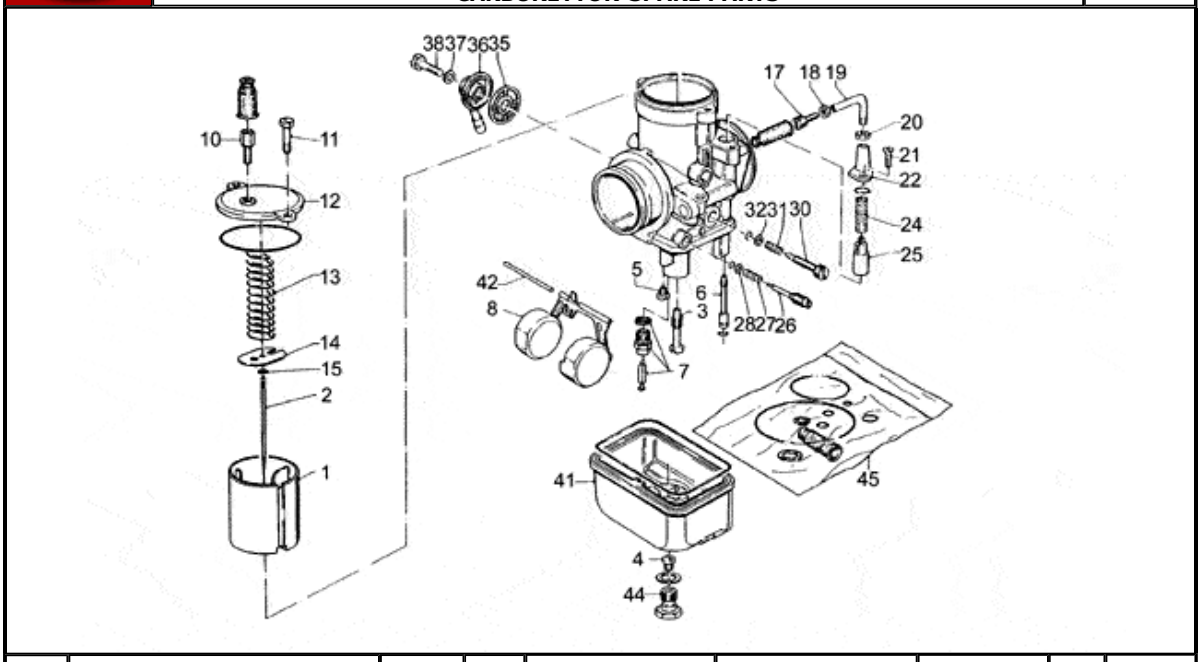

Pos.	Description	Year	I_M_	Country	Version		Code	Q.ty	P.Cod.
1	Gas valve 50	-	-	-	-	-	GU19934880	2	
2	Conical pin 6	-	-	-	-	-	GU19934980	2	
3	Needle valve 268T	-	-	-	-	-	GU19935580	2	
4	Main jet 118	-	-	-	-	-	GU19935780	2	
5	Idle jet 50	-	-	-	-	-	GU66935910	2	
6	Starter jet 60	-	-	-	-	-	GU19936000	2	
7	Needle valve	-	-	-	-	-	GU19934600	2	
8	Float gr.9,5	-	-	-	-	-	GU27934315	2	
10	Wire tensioner screw	-	-	-	-	-	GU12937200	2	
11	Screw	-	-	-	-	-	GU14934650	2	
12	Cover	-	-	-	-	-	GU19935080	2	
13	Gas valve return spring	-	-	-	-	-	GU19937180	2	
14	Plate	-	-	-	-	-	GU19938580	2	
15	Conical pin clip	-	-	-	-	-	GU65933600	2	
17	Wire tensioner screw	-	-	-	-	-	GU53937200	2	
18	Nut	-	-	-	-	-	GU19938880	2	
19	Pipe	-	-	-	-	-	GU49938900	2	
20	Nut	-	-	-	-	-	GU12937300	4	
21	Screw	-	-	-	-	-	GU13937900	2	
22	Starter device cover	-	-	-	-	-	GU17937450	2	
24	Valve spring	-	-	-	-	-	GU39937600	2	
25	Starter valve	-	-	-	-	-	GU13937800	2	
26	Adj.min.eng.speed screw	-	-	-	-	-	GU13936200	2	
27	Spring	-	-	-	-	-	GU13936300	2	
28	Flat washer	-	-	-	-	-	GU65933700	2	
30	Gas valve adjuster screw	-	-	-	-	-	GU13936600	2	
31	Spring	-	-	-	-	-	GU13936700	2	
32	Flat washer	-	-	-	-	-	GU14931650	2	
35	Fuel filter	-	-	-	-	-	GU43934000	2	
36	Fuel pipe union cap	-	-	-	-	-	GU13934600	2	
37	Gasket	-	-	-	-	-	GU13934700	2	
38	Cap fixing screw	-	-	-	-	-	GU10934900	2	
41	Float chamber plastica	-	-	-	03399N	-	GU31934460	2	
	Aluminium float chamber	-	-	-	-	-	GU19934480	2	
42	Float pin	-	-	-	-	-	GU13933100	2	
44	Plug with OR	-	-	-	1A	-	GU10933700	2	
	Float chamber fix.plug	-	-	-	2A	-	GU27933720	2	
45	Gaskets set	-	-	-	-	-	GU19939980	1	

Revente Interdite - Revendita Vietata - Resaling Forbiden - Wiederverkauf Verboten

MOTO GUZZI	V 50 III POL./PA VECHIOTIPO 500 1982-1990	GU066	00	TAB N.	23
	CARBURETTORS				

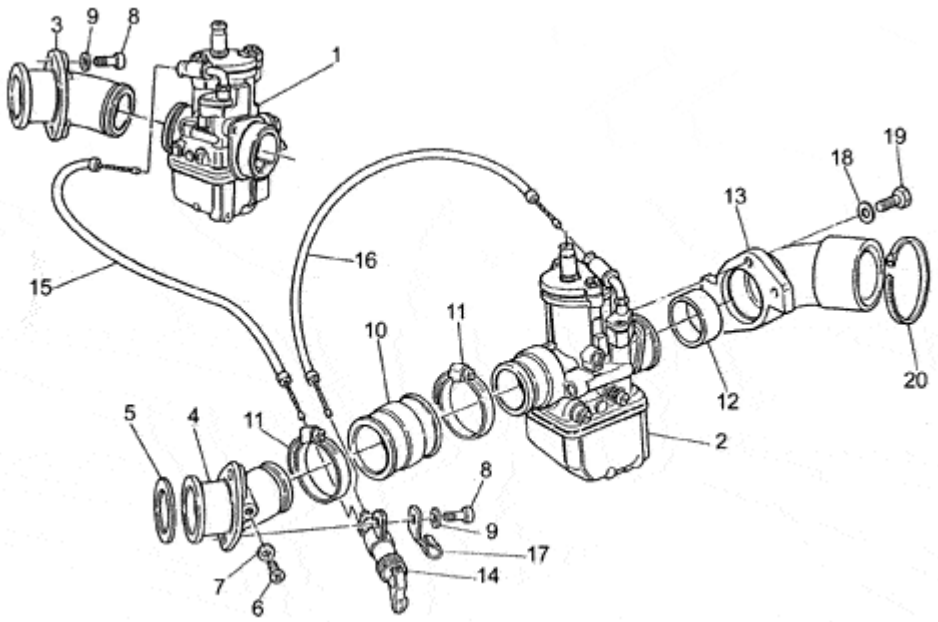

Pos.	Description	Year	I_M_	Country	Version	Code	Q.ty	P.Cod.
1	Carburettor RH PHBH 28 BD	-	-	-	- -	GU19112680	1	
2	Carburettor LH PHBH 28 BS	-	-	-	- -	GU19112681	1	
3	RH manifold, blank MOTOPLAT	-	-	-	- -	GU19115080	1	
4	LH manifold, blank MOTOPLAT	-	-	-	- -	GU19115081	1	
5	Gasket	-	-	-	- -	GU19115580	2	
6	Screw	-	-	-	- -	GU98310610	2	
7	Washer 6,25x10x1,5	-	-	-	- -	GU95100116	2	
8	Screw	-	-	-	- -	GU98822325	4	
9	Special washer	-	-	-	- -	GU61013800	4	
10	Hose	-	-	-	- -	GU19114360	2	
11	Hose clamp 32X52X8	-	-	-	- -	GU93305032	4	
12	Gasket ring	-	-	-	- -	GU19114680	2	
13	Manifold	-	-	-	- -	GU19114480	2	
14	Starter	-	-	-	- -	GU23133100	1	
15	Choke cable	-	-	-	- -	GU19133500	1	
16	LH choke cable	-	-	-	- -	GU19134000	1	
17	Hose clamp	-	-	-	- -	GU19718000	2	
18	Washer	-	-	-	- -	GU95004205	4	
19	Screw	-	-	-	- -	GU98054214	4	
20	Hose clamp 3,6x20,6	-	-	-	- -	GU14609650	2	

Revente Interdite - Revendita Vietata - Resaling Forbiden - Wiederverkauf Verboten

MOTO GUZZI	V 50 III POL./PA VECHIOTIPO 500 1982-1990	GU066	00	TAB N.	24
	CRANKCASE				

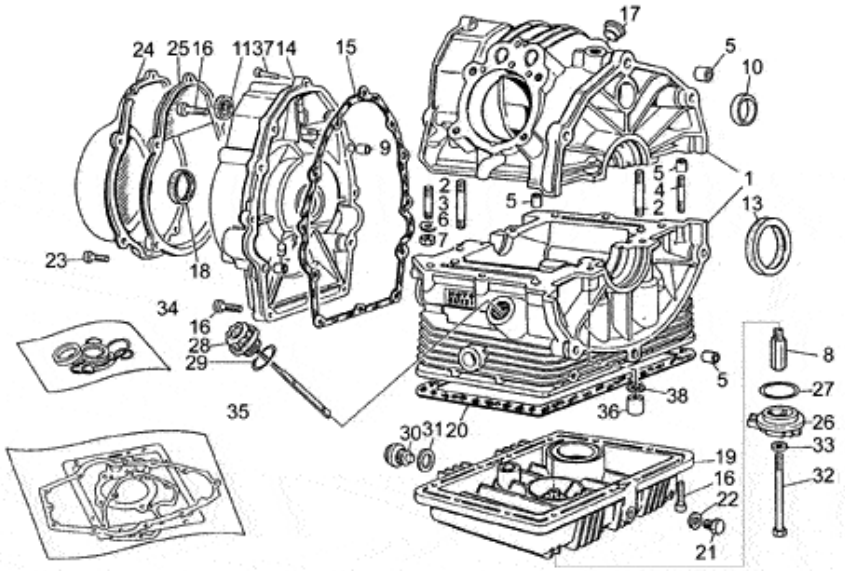

Pos.	Description	Year	I_M_	Country	Version		Code	Q.ty	P.Cod.
1	Crankcase, blank	-	-	-	-	-	GU19000120	1	
2	Stud bolt	-	-	-	-	-	GU96451560	4	
3	Stud bolt	-	-	-	-	-	GU96451430	4	
4	Stud bolt	-	-	-	-	-	GU96508055	2	
5	Bush	-	-	-	-	-	GU19015020	4	
6	Spring washer 8x15x0,3	-	-	-	-	-	GU61270300	6	
7	Nut M8X1,25	-	-	-	-	-	GU92602208	6	
8	Union	-	-	-	-	-	GU19003800	1	
9	Bush 6,6x9x13	-	-	-	-	-	GU19002020	2	
10	Plug	-	-	-	-	-	GU19016320	1	
11	Gasket ring	-	-	-	-	-	GU90401530	1	
13	Gasket ring	-	-	-	-	-	GU90405367	1	
14	Timing system cover, blank	-	-	-	-	-	GU19001420	1	
15	Gasket	-	-	-	-	-	GU19001200	1	
16	Hex socket screw M6X25	-	-	-	-	-	GU98622325	22	
17	Plug	-	-	-	-	-	GU19017120	1	
18	Gasket ring 28x38x7	-	-	-	-	-	GU90402840	1	
19	Motor oil cup	-	-	-	-	-	GU19003502	1	
20	Gasket	-	-	-	-	-	GU19003602	1	
21	Oil level plug	-	-	-	-	-	GU95980214	1	
22	Gasket	-	-	-	-	-	GU10528900	1	
23	Screw M6X35	-	-	-	-	-	GU98620335	5	
24	Cover	-	-	-	-	-	GU27001636	1	
25	Flange	-	-	-	-	-	GU27001136	1	
26	Cover, blank	-	-	-	-	-	GU19003400	1	
27	O-ring	-	-	-	-	-	GU90706444	1	
28	Oil filler plug	-	-	-	-	-	GU19004920	1	
29	Gasket ring	-	-	-	-	-	GU90706282	1	
30	Oil plug	-	-	-	-	-	GU12022600	1	
31	Gasket 20,1x28x2	-	-	-	-	-	GU95100709	1	
32	Screw m8x90	-	-	-	-	-	GU98052490	1	
33	Gasket 8,25x15x1	-	-	-	-	-	GU12154200	1	
34	Oil seals - set	-	-	-	-	-	GU31999565	1	
35	Engine set gasket	-	-	-	-	-	GU19999080	1	
36	Column nut	-	-	-	-	-	GU13021900	4	
37	Screw M6X30	-	-	-	-	-	GU98620330	2	
38	Washer 10,5X18X0,8	-	-	-	-	-	GU95129180	4	

MOTO GUZZI	V 50 III POL./PA VECHIOTIPO 500 1982-1990	GU066	00	TAB N.	25
	CYLINDER HEAD				

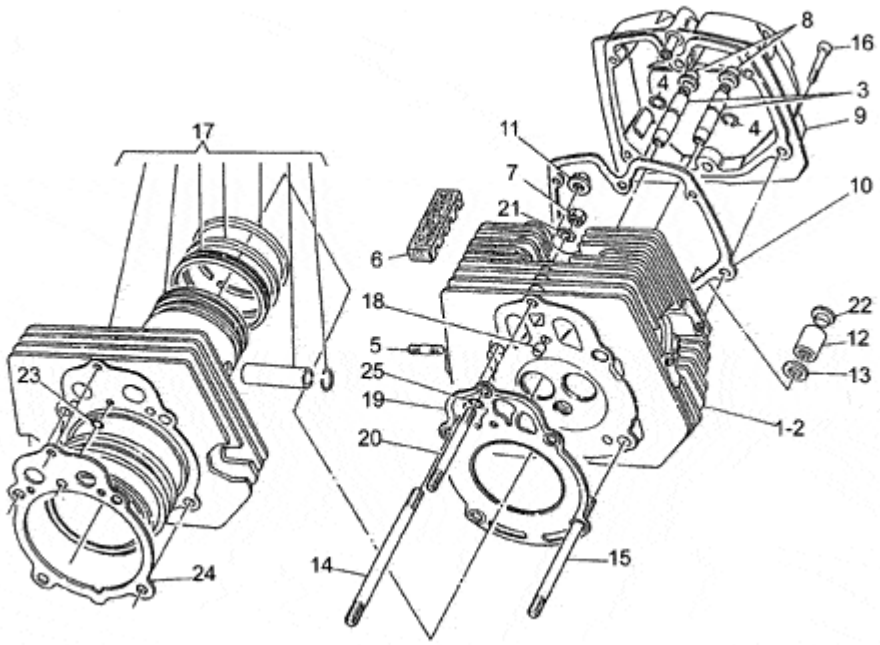

Pos.	Description	Year	I_M_	Country	Version	Code	Q.ty	P.Cod.
1	RH head	-	-	-	- -	GU19022180	1	
2	LH head	-	-	-	- -	GU19022280	1	
3	Valve guide	-	-	-	- -	GU61036801	4	
4	Snap ring	-	-	-	- -	GU90353009	4	
5	Stud bolt	-	-	-	- -	GU96506042	4	
6	Anti-vibration plate	-	-	-	- -	GU19025300	4	
7	Nut	-	-	-	- -	GU19021920	2	
8	Oil seal	-	-	-	- -	GU19037820	4	
9	Valves cover	-	-	-	- -	GU19023520	2	
10	Gasket	-	-	-	- -	GU19023700	2	
11	Column nut	-	-	-	- -	GU92660010	4	
12	Column nut	-	-	-	- -	GU13021900	4	
13	Washer 10,5X18X0,8	-	-	-	- -	GU95129180	4	
14	Stud bolt	-	-	-	- -	GU96510182	4	
15	Stud bolt 125 mm	-	-	-	- -	GU96510125	4	
16	Hex socket screw M6X25	-	-	-	- -	GU98622325	12	
17	Cylinder with piston, blank	-	-	-	- -	GU19060181	2	
18	Bush	-	-	-	- -	GU19021320	2	
19	Gasket	-	-	-	- -	GU27022080	2	
20	Stud bolt	-	-	-	- -	GU96508107	2	
21	Spring washer 8x15x0,3	-	-	-	- -	GU61270300	2	
22	Plug	-	-	-	- -	GU93180245	4	
23	O-ring	-	-	-	- -	GU61027200	2	
24	Gasket	-	-	-	- -	GU27020820	2	
25	O-ring	-	-	-	- -	GU90706076	2	

Revente Interdite - Revendita Vietata - Resaling Forbiden - Wiederverkauf Verboten

MOTO GUZZI	V 50 III POL./PA VECHIOTIPO 500 1982-1990	GU066	00	TAB N.	26
	TIMING SYSTEM				

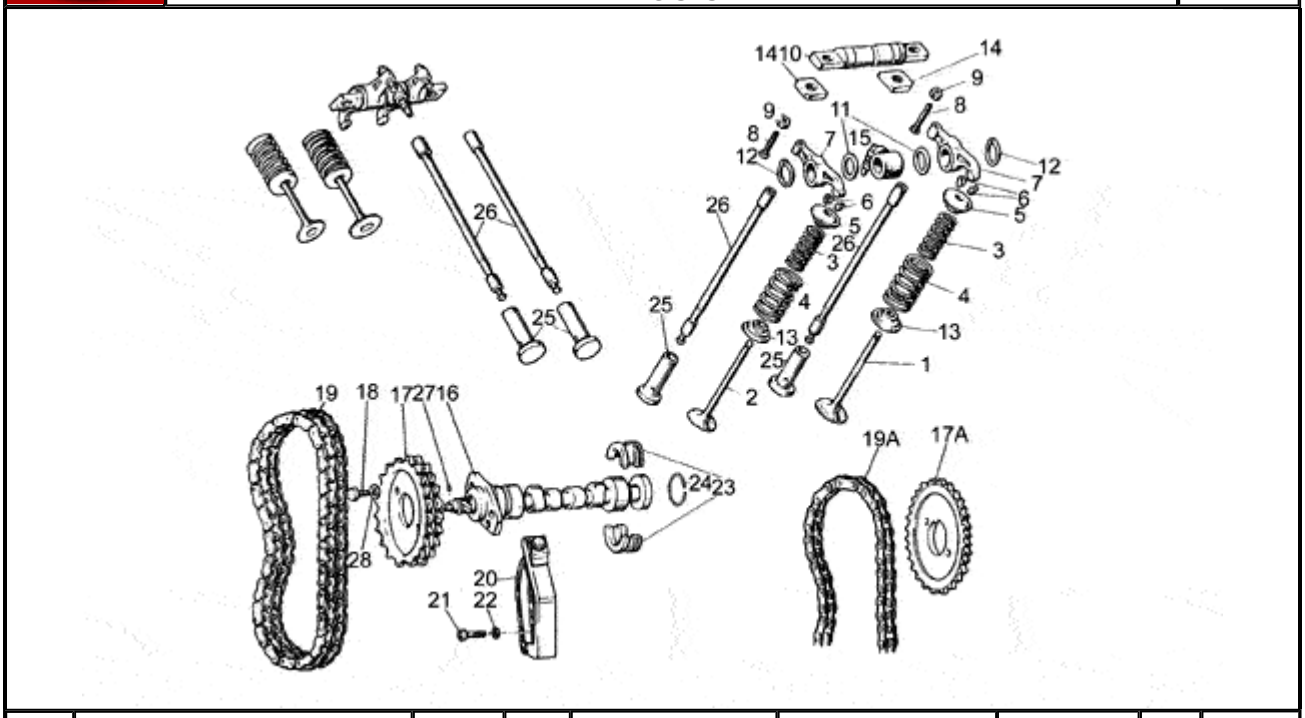

Pos.	Description	Year	I_M_	Country	Version		Code	Q.ty	P.Cod.
1	Intake valve	-	-	-	-	-	GU19036082	2	
2	Exhaust valve	-	-	-	-	-	GU19036183	2	
3	Spring	-	-	-	-	-	GU61037600	4	
4	Spring	-	-	-	-	-	GU61037500	4	
5	Upper cup	-	-	-	-	-	GU61038000	4	
6	Half-cone	-	-	-	-	-	GU61038100	8	
7	Rocker arm assy.	-	-	-	-	-	GU19030500	4	
8	Screw	-	-	-	-	-	GU19034000	4	
9	Nut M6x1	-	-	-	-	-	GU92602406	4	
10	Rocker shaft	-	-	-	-	-	GU19032080	2	
11	Thrust washer	-	-	-	-	-	GU19032380	4	
12	Circlip	-	-	-	-	-	GU90271018	4	
13	Lower cup	-	-	-	-	-	GU61037000	4	
14	Spacer	-	-	-	-	-	GU19032980	4	
15	Hose	-	-	-	-	-	GU19027500	2	
16	Camshaft	-	-	-	-	-	GU27053362	1	
17	Timing system gear	-	-	-	M1	-	GU19054520	1	
	Timing system gear	-	-	-	M3	-	GU19054521	1	
18	Bolt	-	-	-	-	-	GU61054900	2	
19	Camshaft chain	-	-	-	M1	-	GU19058020	1	
	Camshaft chain	-	-	-	M3	-	GU19058021	1	
20	Chain stretching drive	-	-	-	-	-	GU19058220	1	
21	Screw	-	-	-	-	-	GU98822316	1	
22	Washer	-	-	-	-	-	GU95129115	1	
23	Sector	-	-	-	-	-	GU19055700	2	
24	Snap ring	-	-	-	-	-	GU90353029	1	
25	Tappet	-	-	-	-	-	GU19045861	4	
26	Rocker arm rod	-	-	-	-	-	GU19045020	4	
27	Roller	-	-	-	-	-	GU95512035	1	
28	Safety washer	-	-	-	-	-	GU23217800	2	

Revente Interdite - Revendita Vietata - Resaling Forbiden - Wiederverkauf Verboten

MOTO GUZZI	V 50 III POL./PA VECHIOTIPO 500 1982-1990	GU066	00	TAB N.	27
	CLUTCH				

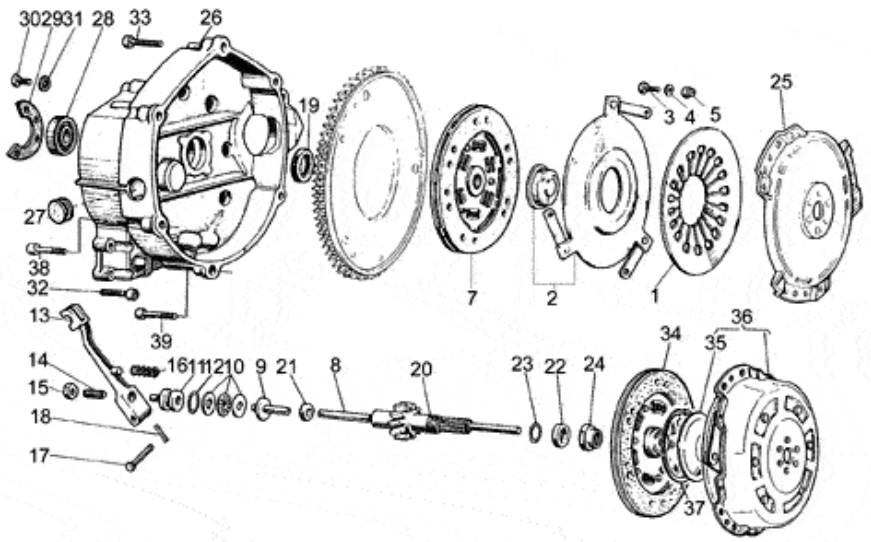

Pos.	Description	Year	I_M_	Country	Version	Code	Q.ty	P.Cod.
1	Belleville spring	-	-	-	- -	GU19084100	1	
2	Pressure plate	-	-	-	- -	GU19082501	1	
3	Screw	-	-	-	- -	GU98054214	3	
4	Washer	-	-	-	- -	GU95004205	3	
5	Nut	-	-	-	- -	GU92630105	3	
7	Driven clutch disc	-	-	-	- -	GU27084420	1	
8	Rod	-	-	-	- -	GU20085720	1	
9	Inner body	-	-	-	- -	GU14086000	1	
10	Thrust bearing	-	-	-	- -	GU12087001	1	
11	Outer body	-	-	-	- -	GU14086100	1	
12	O-ring 17,13x2,62	-	-	-	- -	GU90706170	1	
13	Clutch relese shaft	-	-	-	- -	GU14090201	1	
14	Adjuster screw	-	-	-	- -	GU14090400	1	
15	Nut M8X1	-	-	-	- -	GU92602508	1	
16	Lever return spring	-	-	-	- -	GU94321105	1	
17	Pin 7x39	-	-	-	- -	GU95780271	1	
18	Split pin	-	-	-	- -	GU95500222	1	
19	Gasket ring 28x40x7	-	-	-	- -	GU90402841	1	
20	Transmission shaft Z=14	-	-	-	- -	GU19210740	1	
21	Gasket ring 6x16x7	-	-	-	- -	GU90400616	1	
22	Spacer	-	-	-	- -	GU19213720	1	
23	Gasket ring 18,77X1,78	-	-	-	- -	GU90706188	1	
24	Nut	-	-	-	- -	GU19356700	1	
25	Clutch drum	-	-	-	- -	GU19080300	1	
26	Clutch drum	-	-	-	- -	GU19200422	1	
27	Plug	-	-	-	- -	GU93180220	1	
28	Bearing 20X47X14	-	-	-	- -	GU92201220	1	
29	Bearing fixing plate	-	-	-	- -	GU19203420	1	
30	Screw	-	-	-	- -	GU98054314	3	
31	Washer 6,4x10x0,7	-	-	-	- -	GU14217901	3	
32	Screw M6X30	-	-	-	- -	GU98620330	11	
33	Screw M8X35	-	-	-	- -	GU98620435	3	
34	Driven clutch disc	-	-	-	- -	GU27084420	1	
35	New cup type	-	-	-	- -	GU19083462	1	
36	Clutch control	-	-	-	- -	GU19080161	1	
37	Snap ring	-	-	-	- -	GU90272075	1	
38	Screw	-	-	-	- -	GU98620450	1	
39	Screw M8X40	-	-	-	- -	GU98620440	2	

MOTO GUZZI	V 50 III POL./PA VECHIOTIPO 500 1982-1990	GU066	00	TAB N.	28
	EXHAUST UNIT				

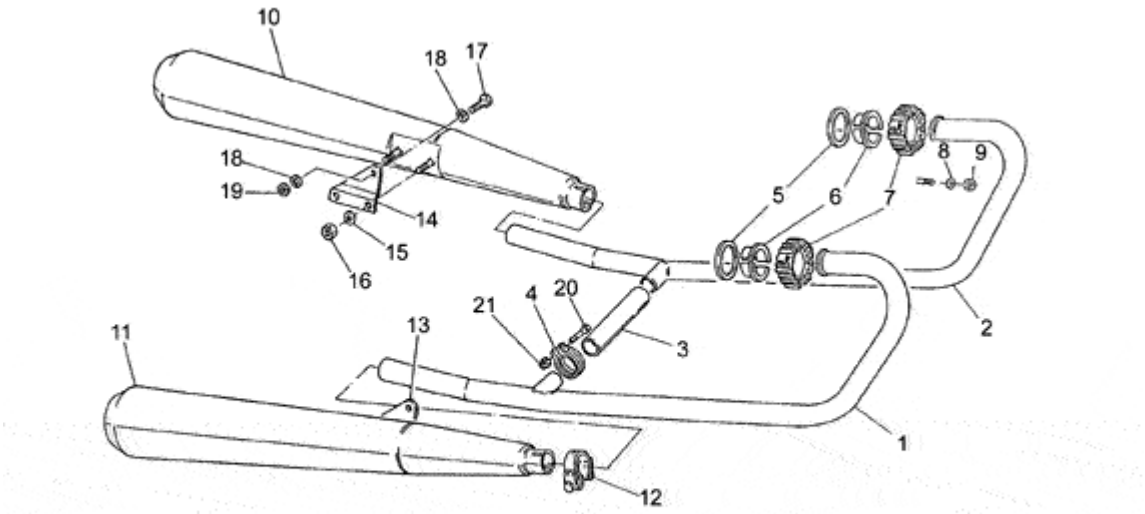

Pos.	Description	Year	I_M_	Country	Version		Code	Q.ty	P.Cod.
1	RH exhaust pipe	-	-	-	-	-	GU19120707	1	
2	LH exhaust pipe	-	-	-	-	-	GU19120706	1	
3	Exhaust pipe	-	-	-	-	-	GU19121135	1	
4	Hose clamp	-	-	-	-	-	GU61126920	2	
5	Gasket	-	-	-	-	-	GU19025280	2	
6	Spacer	-	-	-	-	-	GU61025400	4	
7	Exhaust ring nut	-	-	-	-	-	GU19121050	2	
8	Special washer	-	-	-	-	-	GU61013800	4	
9	Nut	-	-	-	-	-	GU92701062	4	
10	LH silencer	-	-	-	OM1	-	GU19122935	1	
	LH silencer	-	-	-	OM2	-	GU19122936	1	
11	RH silencer	-	-	-	OM2	-	GU19123036	1	
	RH silencer	-	-	-	OM1	-	GU19123035	1	
12	Hose clamp	-	-	-	-	-	GU19123435	2	
13	RH plate	-	-	-	OM1	-	GU19128635	1	
	RH plate	-	-	-	OM2	-	GU19128660	1	
14	LH plate	-	-	-	OM1	-	GU19128735	1	
	LH plate	-	-	-	OM2	-	GU19128760	1	
15	Spring washer 8x15x0,3	-	-	-	-	-	GU61270300	4	
16	Nut M8X1,25	-	-	-	-	-	GU92602208	4	
17	Hex screw M10X35	-	-	-	-	-	GU98054535	2	
18	Notched washer	-	-	-	-	-	GU95022110	4	
19	Nut	-	-	-	-	-	GU92602410	2	
20	Screw	-	-	-	-	-	GU61127520	2	
21	Ring nut	-	-	-	-	-	GU61127220	2	

Revente Interdite - Revendita Vietata - Resaling Forbiden - Wiederverkauf Verboten

MOTO GUZZI	V 50 III POL./PA VECHIOTIPO 500 1982-1990	GU066	00	TAB N.	29
	OIL PUMP-FILTER				

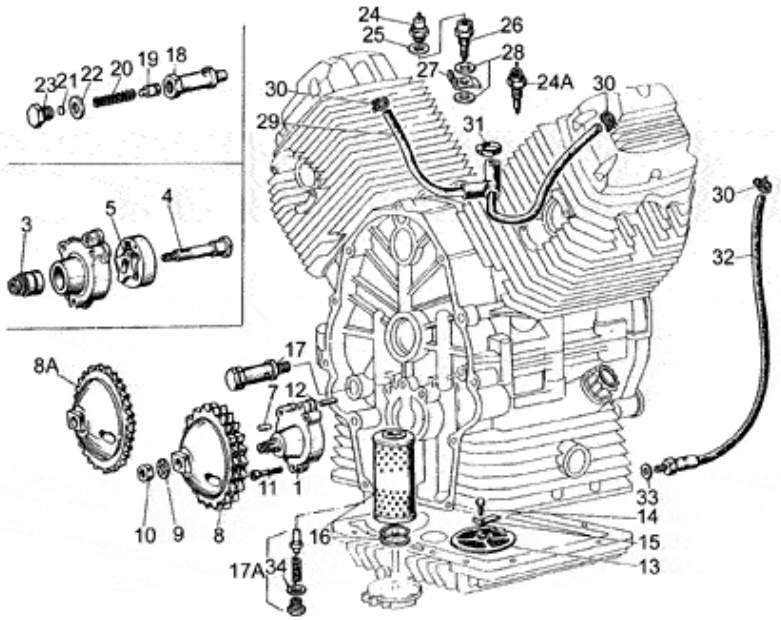

Pos.	Description	Year	I_M_	Country	Version		Code	Q.ty	P.Cod.
1	Oil pump	-	-	-	-	-	GU19146422	1	
3	Roller bearing 10x22x20	-	-	-	-	-	GU92252210	1	
4	Oil pump shaft assy.	-	-	-	-	-	GU19147820	1	
5	Inner rotor	-	-	-	-	-	GU19148420	1	
7	Guide roller	-	-	-	-	-	GU92296726	1	
8	Drive gear	-	-	-	M1	-	GU19147720	1	
	Oil pump gear	-	-	-	M3	-	GU19147721	1	
9	Washer 10,5x16x1	-	-	-	-	-	GU19149800	1	
10	Nut M10x1,25	-	-	-	-	-	GU92602510	1	
11	Screw M6X35	-	-	-	-	-	GU98620335	3	
12	Pin	-	-	-	-	-	GU19018920	2	
13	Oil filter	-	-	-	-	-	GU19152200	1	
14	Screw	-	-	-	-	-	GU98054314	1	
15	Plate	-	-	-	-	-	GU95187006	1	
16	Oil filter	-	-	-	-	-	GU19153000	1	
17	Oil valve cpl.	-	-	-	M5	-	GU10158201	1	
	Oil pressure valve	-	-	-	M3	-	GU31158250	1	
18	Valve body	-	-	-	-	-	GU10158701	1	
19	Piston	-	-	-	-	-	GU12150900	1	
20	Valve spring	-	-	-	-	-	GU94321072	1	
21	Bottom	-	-	-	-	-	GU12150700	1	
22	Washer 14,5X20X1	-	-	-	-	-	GU95100523	3	
23	Plug	-	-	-	-	-	GU12159000	1	
24	Pressure sensor	-	-	-	-	-	GU17768750	1	
	Pressure sensor	-	-	-	02201N	-	GU31999581	1	
25	Gasket 12,25	-	-	-	-	-	GU12006400	1	
26	Union	-	-	-	-	-	GU19055800	1	
27	Plate	-	-	-	-	-	GU19055900	1	
28	Gasket 12,25	-	-	-	-	-	GU12006400	2	
29	Breather pipe	-	-	-	-	-	GU19159600	1	
30	Hose clamp	-	-	-	-	-	GU61108400	3	
31	Hose clamp	-	-	-	-	-	GU28157850	1	
32	Breather	-	-	-	B	-	GU19159300	1	
	Breather	-	-	-	L	-	GU19159320	1	
33	Gasket 8,25x15x1	-	-	-	-	-	GU12154200	1	
34	Washer 18,25x24x1	-	-	-	-	-	GU18144350	3	

MOTO GUZZI	V 50 III POL./PA VECHIOTIPO 500 1982-1990	GU066	00	TAB N.	30
	TRANSMISSION CAGE				

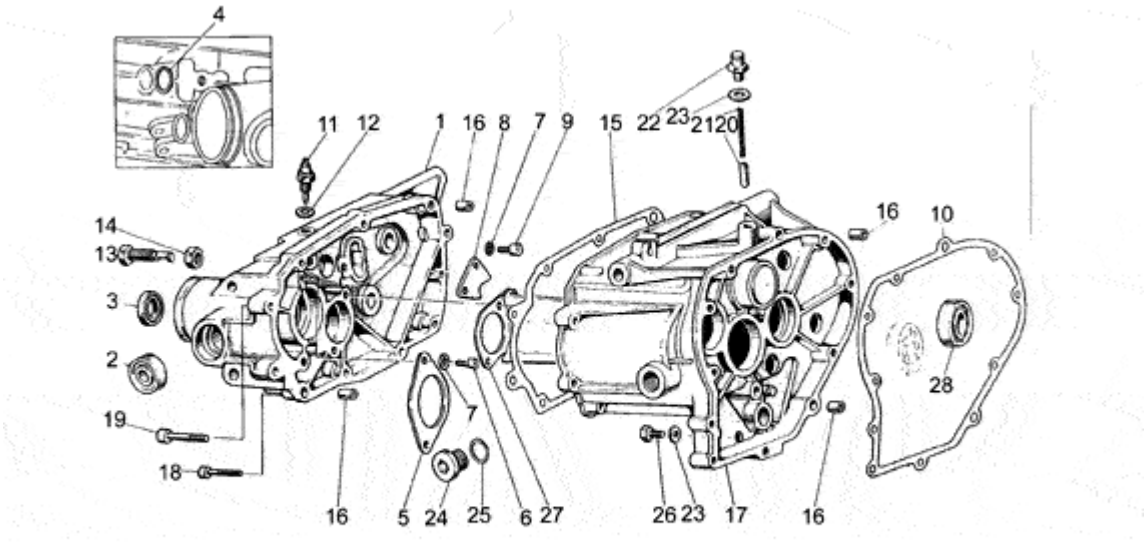

Pos.	Description	Year	I_M_	Country	Version	Code	Q.ty	P.Cod.
1	Box cover	-	-	-	- -	GU19200821	1	
2	Bearing 15x35x11	-	-	-	- -	GU92204215	2	
3	Gasket ring 28x40x7	-	-	-	- -	GU90402841	1	
4	O-ring 13,95x2,92	-	-	-	- -	GU90706140	1	
5	Plate	-	-	-	- -	GU19213820	1	
6	Screw	-	-	-	- -	GU98622314	4	
7	Washer 6,4x10x0,7	-	-	-	- -	GU14217901	6	
8	Plate	-	-	-	- -	GU19235800	1	
9	Screw	-	-	-	- -	GU98622314	2	
10	Gasket	-	-	-	- -	GU19200320	1	
11	Sensor	-	-	-	- -	GU19207220	1	
12	Gasket 8,25x15x1	-	-	-	- -	GU12154200	1	
13	Screw M12x1,25	-	-	-	- -	GU19237800	1	
14	Low nut M12x1,25	-	-	-	- -	GU92602512	1	
15	Gasket	-	-	-	- -	GU19201120	1	
16	Bush 6,6x9x13	-	-	-	- -	GU19002020	4	
17	Transmission cage	-	-	-	- -	GU19200222	1	
18	Screw M6X30	-	-	-	- -	GU98620330	7	
19	Screw M8X35	-	-	-	- -	GU98620435	4	
20	Pawl	-	-	-	- -	GU55234700	1	
21	Lever return spring	-	-	-	- -	GU94321067	1	
22	Breather plug	-	-	-	- -	GU19206501	1	
23	Gasket	-	-	-	- -	GU10528900	2	
24	Oil plug	-	-	-	- -	GU12022600	1	
25	O-ring 20,24X2,62	-	-	-	- -	GU90706203	1	
26	Oil level plug	-	-	-	- -	GU95980214	1	
27	Oil bulhead	-	-	-	- -	GU19208220	1	
28	Ball bearing 20x42x12	-	-	-	- -	GU92201120	1	

SEIMM MOTO GUZZI	NOTIZIARIO RICAMBI	DATA MAY 1981	
SERVIZIO ASSISTENZA CLIENTI	TIPI DI VEICOLI PARTS CATALOGUE UPDATINGS	N. PROGR. 65	PAGINA

RECEIVED MAY 15 1981

N. TAV. Coord.	N. POS.	N. CODICE PRE MODIFICA old code	N. CODICE MODIFICATO new code	QUANT. Qty	DENOMINAZIONE description	NOTE
			V35 II parts catalogue 19 92 00 21 (microfiche) V35 IMOLA parts catalogue 19 92 00 36 (microfiche)			
A14	22	19934935	25937701	2	Needle E 27	o
B 2	20	19210700	19210720	1	Counter shaft Z=13	x
			V50 III parts catalogue 19 92 00 80 (microfiche)			
B 4	20	19210750	19210740	1	Counter shaft Z=14	x
B10	57	19211151	19211140	1	Driving gear Z=23	x
			V50 POLIZIA 1981 parts catalogue 19 92 00 96 (microfiche)			
B 4	20	19210700	19210720	1	Counter shaft Z=13	x
D 2	8	63657100	61657140	1	Flexible pipe	x

The above updatings will be included in the next parts catalogue edition.

x Errata corrige

o Improvement

BEIMM MOTO GUZZI	CIRCOLARE TECNICA	DATA GENNAIO 1982	
SERVIZIO ASSISTENZA CLIENTI	TIPI DI VEICOLI V 35 II e derivati - V 35 IMOLA - (con accensione a spinterogeno) V 50 III e derivati - V 50 MONZA	N. PROGR. **117**	PAGINA 1/2

CAMBIO DI VELOCITA'

Sul cambio dei modelli in oggetto sono state attuate alcune variazioni in relazione a quanto previsto sui cataloghi ricambi

GEAR BOX

On the gear box of the above models some modifications have been made in respect of what foreseen in the parts catalogues.

Ingranaggio 4° velocità A.S.

4th speed gear layshaft

1° versione: conforme al catalogo; montaggio valido per una limitata serie iniziale

1st version: same as catalogue assembly valid for a limited initial series

①

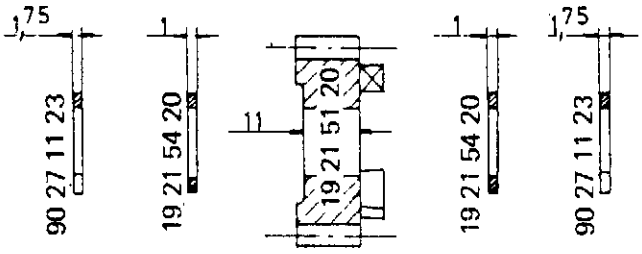

2° versione: valida sino al cambio
V 35 - V 50 Polizia N. 8467
V 50 III N. 4935
V 50 Monza N. 3015

2nd version: valid till gear box
V 35 - V 50 Polizia N. 8467
V 50 III N. 4935
V 50 Monza N. 3015

②

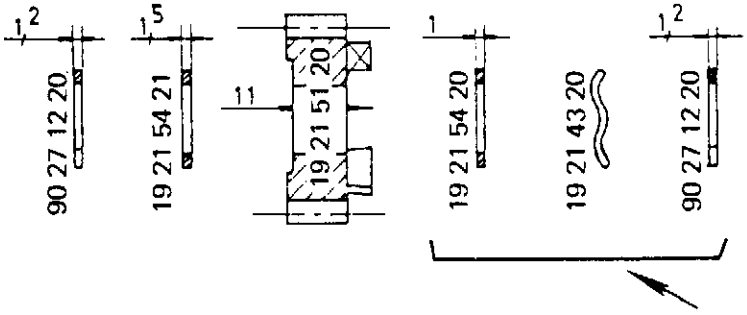

3° versione: valida dal cambio
V 35 - V 50 Polizia N. 8468
V 50 III N. 4936
V 50 Monza N. 3016

3rd version: valid from gear box
V 35 - V 50 Polizia N. 8468
V 50 III N. 4936
V 50 Monza N. 3016

③

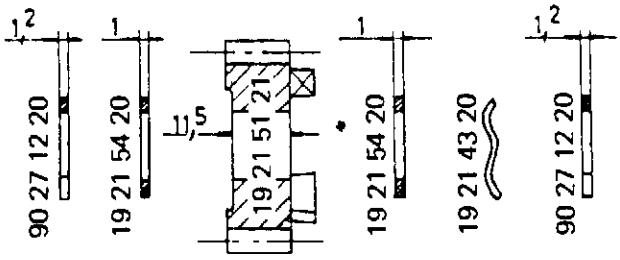

N.B. - In caso di revisione di un cambio 1° serie, non dovendo sostituire l'ingranaggio della 4° velocità, consigliamo di richiedere i componenti cod. 90 27 12 20 (2) - 19 21 54 21 (1) - 19 21 54 20 (1) 19 21 43 20 (1) e montarli secondo la disposizione della figura 2.

In caso di sostituzione dell'ingranaggio della 4° velocità, consigliamo di richiedere e montare tutti i particolari come indicato a figura 3.

L'ingranaggio cod. 19 21 51 20 verrà pertanto fornito sino ad esaurimento.

— A partire dal cambio 2° versione, la tenuta laterale degli ingranaggi 2° velocità A.S., 3° e 5° velocità A.P. è stata effettuata utilizzando i particolari indicati dalla freccia (vedi fig. 2).

N.B. - In case of a 1st series gear box overhauling, if the 4th gear speed is not being replaced, it is advisable to require the components codes 90 27 12 20 (2) - 19 21 54 21 (1) - 19 21 54 20 (1) - 19 21 43 20 (1) and to fit them according to fig. 2.

In case 4th gear speed is being replaced, we suggest to require and fit all the components as indicated in fig. 3.

Gear code 19 21 51 20 will consequently be supplied till stock exhaustion.

— Starting from 2nd version gear box the gears of 2nd speed layshaft, 3rd and 5th speed mainshaft are kept in place using the parts indicated by the arrow (see fig. 2).

CENTRO RICAMBI S.R.L.	CIRCOLARE TECNICA	MOTO GUZZI	
GENNAIO 1984 DATA	SERIE V35 - V50 - V65	11 /G. N° PROGR.	1/1 PAGINA

Sui motori della serie in oggetto è previsto in produzione un nuovo tipo di guarnizione tra testa e cilindro.

Tale guarnizione presenta un riporto in materiale speciale che elimina la possibilità di eventuali trafilamenti di lubrificante.

A new kind of gasket between cylinder and cylinder head has been foreseen in production for the engines of the series under reference.

The outer border of such gasket is coated with special material which eliminates possible oil leaking.

SERIE V 35 - V 35 SERIES

19 02 20 22 Guarnizione/Gasket

SERIE V 50 - V 50 SERIES

19 02 20 82 Guarnizione/Gasket

SERIE V 65 - V 65 SERIES

19 02 20 62 Guarnizione/Gasket

PRE-MODIFICA

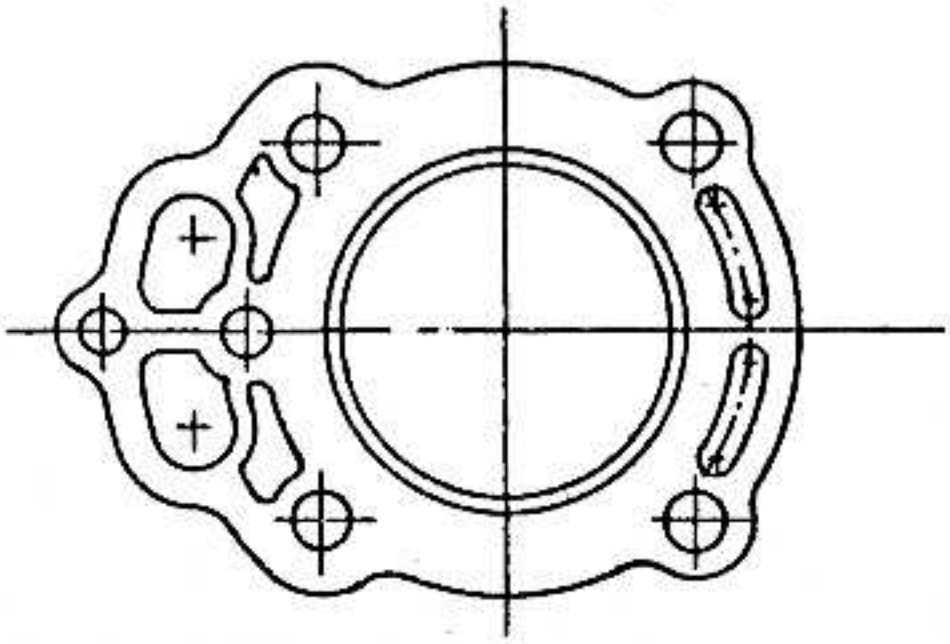

POST-MODIFICA

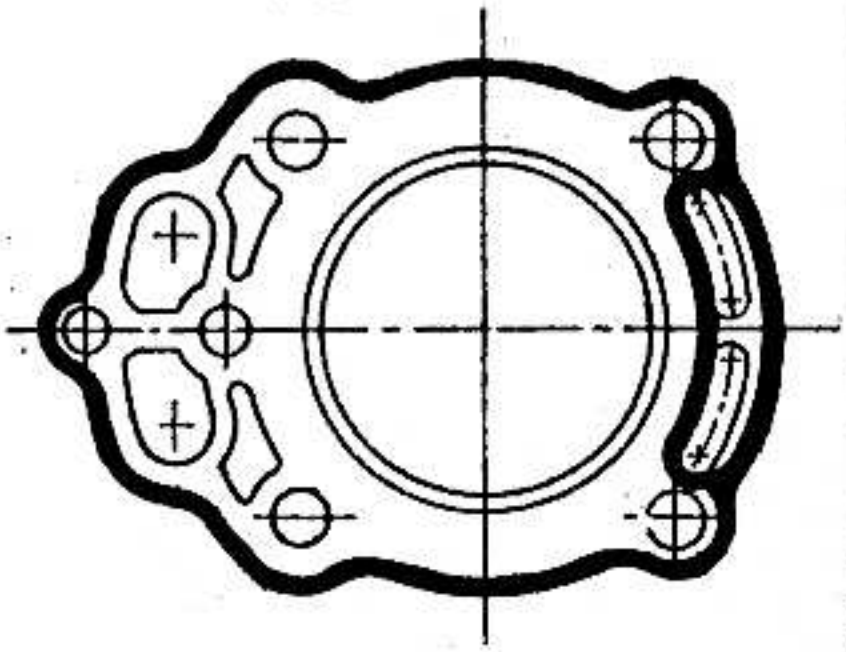

CENTRO RICAMBI S.R.L.	CIRCOLARE TECNICA	MOTO GUZZI	
SETTEMBRE 1984 DATA	SERIE V35 - V50 - V65 (MODELLI A 2 E A 4 VALVOLE)	21 /G. N° PROGR.	1/2 PAGINA

Preghiamo prendere nota che è stata introdotta in produzione la sottonotata modifica sulla scatola di trasmissione dei modelli in oggetto.

Fermi restando i codici di ordinazione delle scatole di trasmissione complete, i componenti interessati alla modifica sono i seguenti:

Please take note that the following modification regarding the rear transmission of the above mentioned models has been introduced in production.

The code numbers of the rear transmission assy do not change; the items interested in this modification are the following:

premodifica
pre-modification

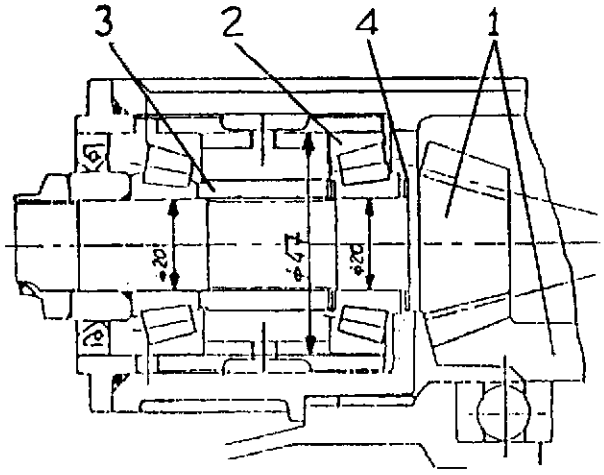

postmodifica
modificated

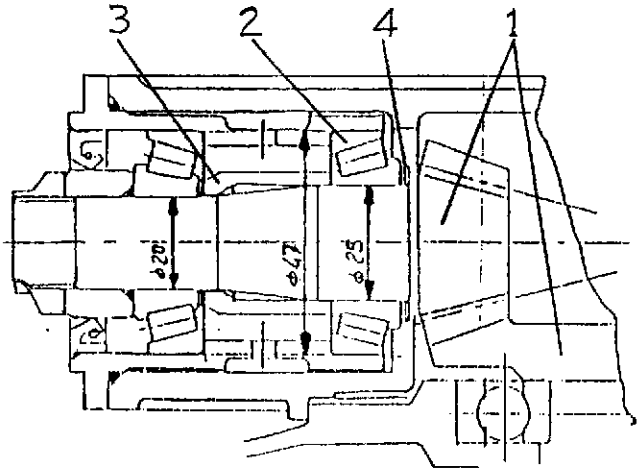

POS.	COD.PREMODIFICA PRE-MODIF. CODE	COD. MODIFICATO MODIFIED CODE	Q.TA' Q.TY	DENOMINAZIONE DESCRIPTION
1	19 35 46 20	19 35 46 21	1	Coppia conica di trasmissione Bevel gear
2	92 24 92 20	92 24 92 23	1	Cuscinetto a rulli conici Tapered roller bearing
3	19 35 51 00	19 35 51 21	1	Distanziale fra i cuscinetti Spacer
4	19 35 53 00	19 35 53 20	1	Spessore fra i cuscinetti (mm. 1) Shim (mm 1)
4	19 35 53 01	19 35 53 21	1	Spessore fra i cuscinetti (mm. 1,1) Shim (mm 1,1)
4	19 35 53 02	19 35 53 22	1	Spessore fra i cuscinetti (mm. 1,2) Shim (mm 1,2)
4	19 35 53 03	19 35 53 23	1	Spessore fra i cuscinetti (mm. 1,3) Shim (mm 1,3)
4	19 35 53 04	19 35 53 24	1	Spessore fra i cuscinetti (mm. 1,4) Shim (mm 1,4)
4	19 35 53 05	19 35 53 25	1	Spessore fra i cuscinetti (mm. 1,5) Shim (mm 1,5)
4	19 35 53 06	19 35 53 26	1	Spessore fra i cuscinetti (mm. 1,6) Shim (mm 1,6)
4	19 35 53 07	19 35 53 27	1	Spessore fra i cuscinetti (mm. 1,7) Shim (mm 1,7)
4	19 35 53 08	19 35 53 28	1	Spessore fra i cuscinetti (mm. 1,8) Shim (mm 1,8)
4	19 35 53 09	19 35 53 29	1	Spessore fra i cuscinetti (mm. 1,9) Shim (mm 1,9)

N.B. I singoli componenti premodifica non sono intercambiabili con i corrispondenti modificati.

La coppia conica premodifica (cod. 19 35 46 20) non verrà più fornita a ricambi; in sostituzione potrà essere montata la nuova coppia conica (cod. 19 35 46 21) con relativo cuscinetto (cod. 92 24 92 23), distanziale (cod. 19 35 51 21) ed i nuovi rasamenti.

The pre-modification components are not changeable with the corresponding modified-ones.

The pre-modification bevel gear code 19 35 46 20 will not be supplied as spare parts and in place of it, it could be fitted a new bevel gear code 19 35 46 21 with bearing code 92 24 92 23 spacer code 19 35 51 21 and new shims.

g. rini

PARASPRUZZI SUL PARAFANGO ANTERIORE modelli V35 IMOLA II - V65 LARIO

Per i suddetti modelli è stato previsto un paraspruzzi da applicare sulla parte inferiore del parafango anteriore.
Il nuovo particolare ha il seguente codice di ordinazione:

cod. 27 43 69 20 Paraspruzzi

MUDGUARD FLAP V35 IMOLA II - V65 LARIO models

Please take note that for the above mentioned models a mudguard flap to fit on the lower side of the front fender has been introduced in production.
The code nr of the new part is the following:

code 27 43 69 20 Mudguard flap

VALVOLA cod. 19 03 60 10

La suddetta valvola, prevista come valvola di aspirazione sui modelli V35 (accensione elettronica) - V35 II V35 IMOLA - V35 C, e come valvola di scarico sui modelli V50 III - V50 MONZA - V50 C - V65 - V65 SP - V65 C - V65 TT, non viene più fornita a ricambi.
In sostituzione dovrà essere richiesto:

- come valvola di aspirazione, il nuovo particolare cod. 19 03 60 21;
- come valvola di scarico, il nuovo particolare cod. 19 03 61 82.

VALVE code 19 03 60 10

The above mentioned valve, foreseen as intake valve on V35 (electronic ignition) - V35 II - V35 IMOLA - V35 C models, and as exhaust valve on V50 III - V50 MONZA - V50 C - V65 - V65 SP - V65 C - V65 TT models, is not supplied as spare parts anymore.
In place of it you have to request:

- the new part code 19 03 60 21 as intake valve;
- the new part code 19 03 61 82 as exhaust valve.

19 03 60 10 →
- ASPIRAZIONE (V35 accensione elettronica-V35 II - V35 IMOLA V35 C) → cod. 19 03 60 21
- SCARICO (V50 III - V50 MONZA - V50 C - V65 - V65 SP - V65 C - V65 TT) → cod. 19 03 61 82

CENTRO RICAMBI S.R.L.	CIRCOLARE TECNICA	MOTO GUZZI	
APRILE 1987 DATA	SIRENE PER VERSIONI : POLIZIA, CARABINIERI E PUBBLICHE AMMINISTRAZIONI.	99/G. N° PROGR.	1/1

V50 III POLIZIA STRADALE

Sul modello in oggetto è previsto il montaggio delle elettrosirene, conformemente a quanto già in atto per il modello 850 T5 versione Polizia Stradale.

I particolari interessati sono i seguenti:

CODICE	Q.TA'	DENOMINAZIONE
28 74 37 45	2	Elettrosirena
28 74 38 45	2	Guarnizione per sirena
19 74 42 95	1	Supporto per sirena destra
19 74 42 96	1	Supporto per sirena sinistra
19 75 67 90	1	Supporto per dispositivo comando sirena
28 75 64 45	1	Dispositivo comando sirene
28 75 66 45	1	Inserto per dispositivo

SIRENE BITONALI PER VEICOLI VERSIONI CARABINIERI E PUBBLICHE AMMINISTRAZIONI

* E' stata prevista la fornitura a ricambi della griglia anteriore dei trasduttori acustici "Sonora"

17 74 39 85	1	Griglia per trasduttore

* I componenti previsti per l'impianto sirene bitonali I.E. non vengono più forniti a ricambi.

SERVIZIO ASSISTENZA CLIENTI
(Giuseppe Nieri)

CENTRO RICAMBI S.R.L.	CIRCOLARE TECNICA	MOTO GUZZI	
APRILE 1987 DATA	SERIE V35 - V50 - V65 - V75	100/G. N° PROGR.	1/1

SCATOLA TRASMISSIONE POSTERIORE

E' prevista in produzione una scatola di trasmissione che, rispetto alla precedente, presenta nervature di rinforzo particolarmente evidenti sulla parte anteriore superiore.

Su tale scatola è previsto anche un foro "A" per migliorare la lubrificazione dei cuscinetti sul pignone.

Per meglio convogliare il lubrificante nel suddetto foro, lo spessore di regolazione "B" è stato ruotato affinché la zona "C" si venga a trovare nella posizione indicata a disegno.

REAR TRANSMISSION HOUSING

It has been put in production a transmission housing which differs from the previous-one for the stiffening ribs specially on the front upper part.

On the transmission housing it is located an hole "A" to improve the lubrication of the driving pinion bearings.

To improve the oil convey trough the above mentioned hole, the spacer "B" has been turned, so that the "C" area is situated in the position which is shown in the drawing.

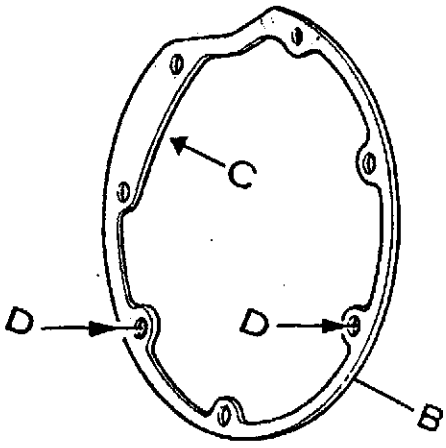

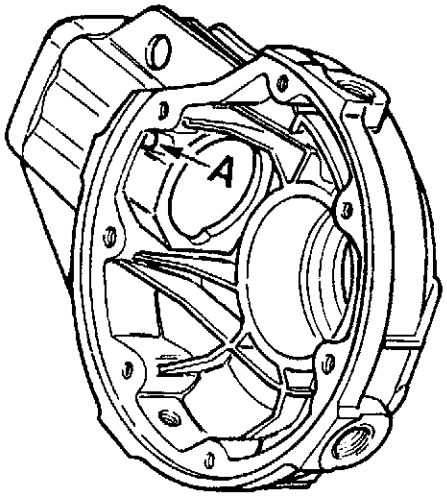

Per tale operazione è necessario allargare opportunamente i fori indicati dalle frecce "D".

La guarnizione di tenuta tra lo spessore di regolazione "B" e la scatola di trasmissione, dovrà essere posizionata come in precedenza (per chiudere lateralmente la camera dello sfiato).

I codici di ordinazione dei complessivi e dei componenti rimangono invariati. I particolari premodifica sono perfettamente intercambiabili con i nuovi e verranno forniti sino ad esaurimento.

To carry out this operation it is necessary to widen the holes shown from the arrows "D", in a suitable manner .

The gasket between the spacer "B" and transmission housing would be placed as before, in order to seal sidewise the breather chamber.

The code-nrs of the assemblies and of the single parts don't change.
The premodification assemblies and single parts are perfectly interchangeables with the new-ones and they will be supplied till stock exhaustion.

SERVIZIO ASSISTENZA CLIENTI
(Giuseppe Nieri)

CENTRO RICAMBI S.R.L.	CIRCOLARE TECNICA	MOTO GUZZI	
GENNAIO 1988 DATA	V50 III POLIZIA V50 III PUBBLICHE AMMINISTRAZIONI	111/G. N° PROGR.	1/3

COMANDI TIPO "MAGURA"

Preghiamo prendere nota delle seguenti varianti da apportare al catalogo ricambi, microfiche cod. 19 92 00 97, valide per versione equipaggiata con nuovi comandi tipo "MAGURA" :

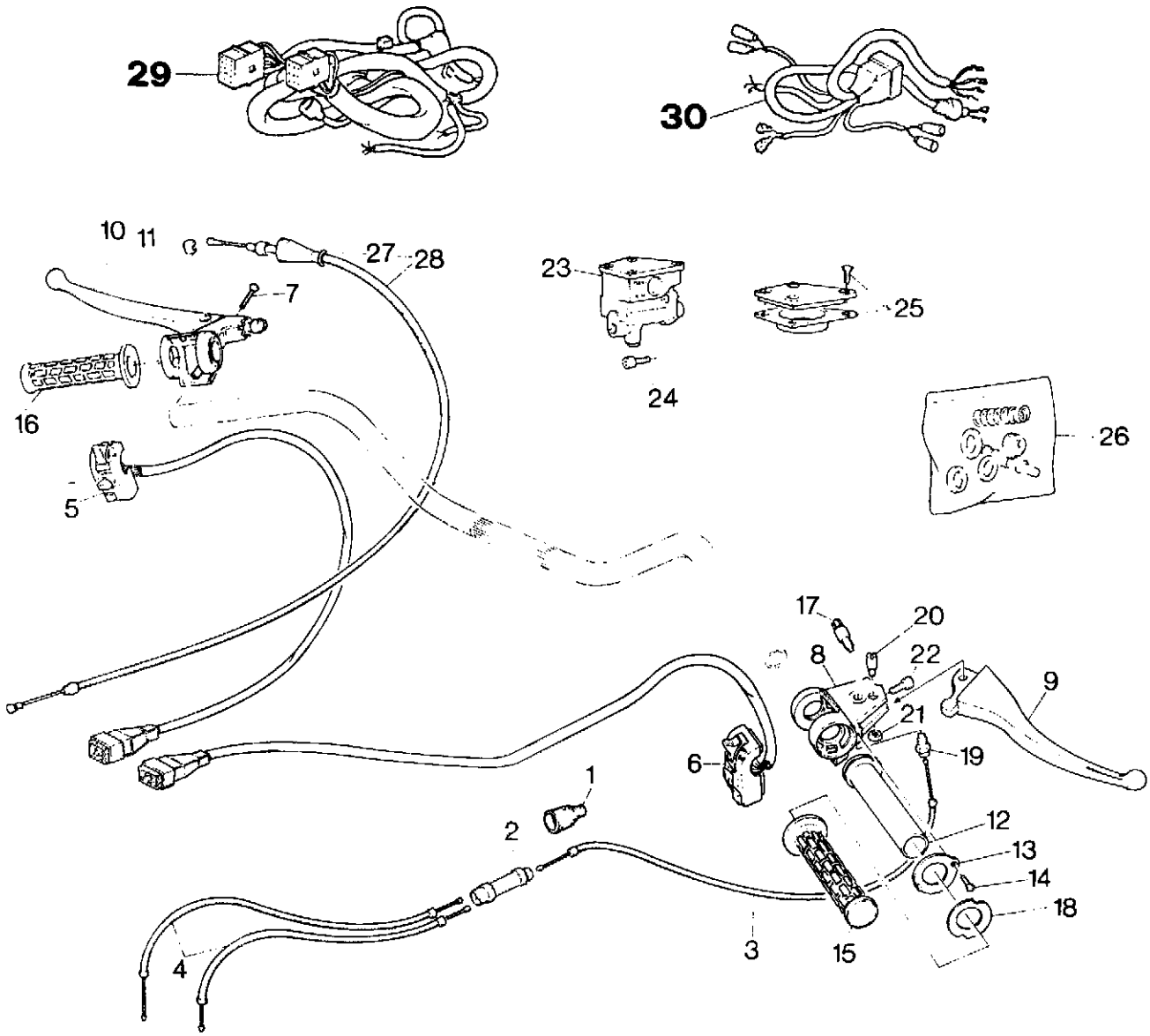

TAV. 19 - 21

Pos.	Codice	Q.tà	Denominazione
1	12 71 76 00	1	Cappuccio sullo sdoppiatore

Pos.	Codice	Q.tà	Denominazione
2	39 60 79 00	1	Sdoppiatore
3	23 11 75 70	1	Trasmissione comando gas
4	23 11 77 70	2	Trasmissione da sdoppiatore a carburatore
5	19 73 80 95	1	Dispositivo comando indicatori-avvisat. acustico
6	19 75 03 95	1	Dispositivo comando start - luci
7	98 26 04 25	2	Vite fissaggio dispositivo
8	29 60 10 50	1	Corpo comando freno nudo
9	29 60 56 50	1	Leva comando freno
10	29 60 55 50	1	Corpo comando frizione completo di leva
11	29 60 87 50	1	Barilotto
12	29 60 38 50	1	Impugnatura comando gas
13	29 60 36 50	1	Coperchietto fissaggio impugnatura
14	98 28 04 08	1	Vite fissaggio coperchietto
15	29 60 35 50	1	Manopola destra
16	29 60 30 50	1	Manopola sinistra
17	29 74 11 50	1	Interruttore stop
18	29 60 46 50	1	Rondella in nylon
19	29 60 37 50	1	Guidafilo
20	29 60 48 50	1	Vite fissaggio leva freno
21	92 60 12 06	1	Dado
22	98 61 23 16	1	Vite fissaggio corpo
23	29 66 02 50	1	Pompa freno anteriore
24	98 81 22 16	2	Vite fissaggio pompa
25	23 66 11 10	1	Gruppo coperchio pompa
26	23 65 93 10	1	Gruppo revisione pompa
27	23 09 30 70	1	Trasmissione comando frizione
28	23 09 38 70	1	Soffietto copri registro
29	19 74 71 95	1	Gruppo principale cavi
30	19 74 72 95	1	Gruppo cavi faro-cruscotto
-	28 76 94 46	1	Specchio retrovisore destro
-	28 76 98 46	1	Specchio retrovisore sinistro

CENTRO RICAMBI S.R.L.	CIRCOLARE TECNICA	MOTO GUZZI	
GENNAIO 1988 DATA	V50 III PUBBLICHE AMMINISTRAZIONI	111/G. N° PROGR.	3/3

SIRENE BITONALI "SONORA"

Sul modello in oggetto è previsto il montaggio delle sirene bitonali "SONORA" i codici di ordinazione dei particolari interessati sono i seguenti:

Codice	Q.tà	Denominazione
19 74 37 97	2	Sirena bitonale
19 74 42 97	1	Supporto sirena destro
19 74 43 97	1	Supporto sirena sinistro
17 74 39 85	2	Griglia sirena bitonale
19 72 61 97	1	Gruppo cavi per sirene bitonali
28 73 76 80	1	Centralina elettronica
19 72 55 95	1	Cablaggio comando elettrosirene
28 73 25 45	1	Teleruttore sirene
28 73 29 46	1	Squadretta sostegno teleruttore

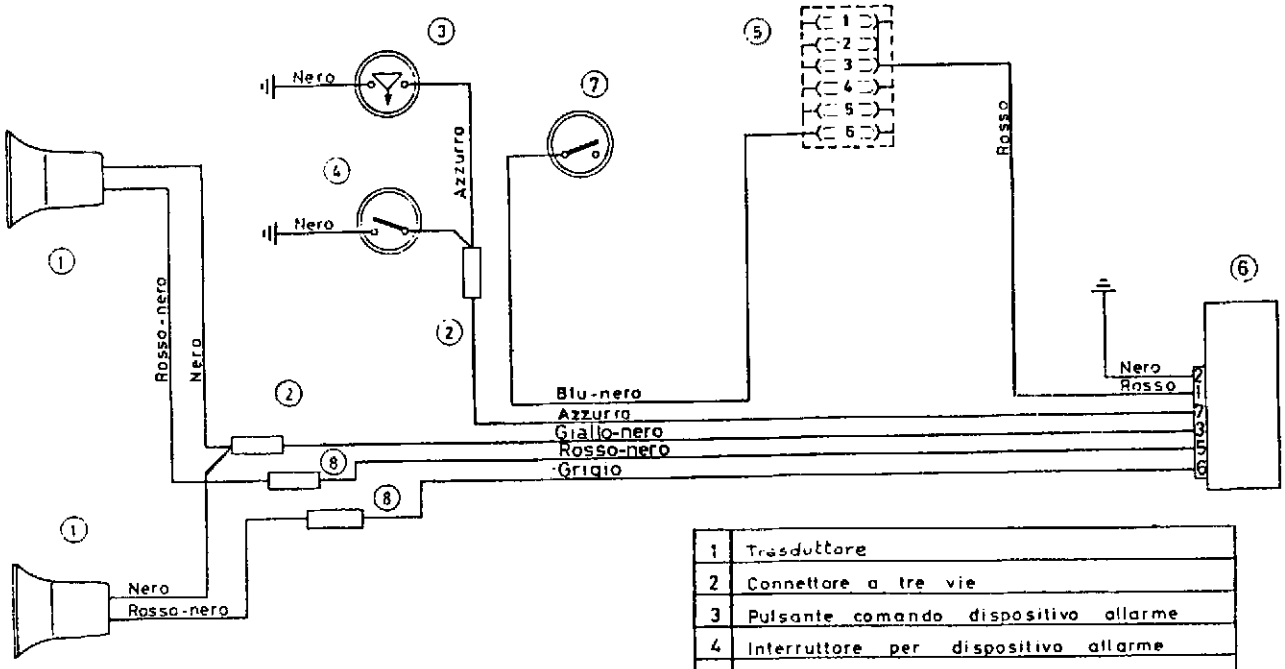

1	Trasduttore
2	Connettore a tre vie
3	Pulsante comando dispositivo allarme
4	Interruttore per dispositivo allarme
5	Morsettiera portafusibili
6	Centralina elettronica
7	Interruttore luce supplement. di servizio
8	Connettore a 2 vie

SERVIZIO ASSISTENZA CLIENTI
IL RESPONSABILE
(Giuseppe Nieri)

CENTRO RICAMBI S.R.L.	CIRCOLARE TECNICA	MOTO GUZZI	
GENNAIO 1988 DATA	MODELLI VARI - VARIOUS	113/G. N° PROGR.	1/1

350-650 NTX

E' previsto in produzione il montaggio di un nuovo fanalino posteriore tipo "CEV" in sostituzione del precedente tipo "TRIOM".

I codici dei particolari forniti a ricambio sono i seguenti:

A new "CEV" indicator light has been foreseen in production in place of the "TRIOM" one.

The code numbers of the parts supplied as spare parts are the following:

Q.TA'/Q.TY	CODICE/CODE	DENOMINAZIONE/DESCRIPTION
1	27 74 09 11	FANALINO POSTERIORE REAR INDICATOR LIGHT
1	27 74 17 11	COPPA PER FANALINO PROTECTION CAP
1	27 74 12 10	DISTANZIALE IN PLASTICA SPACER
2	27 74 20 10	COLONNETTA FISSAGGIO FANALINO INDICATOR LIGHT STUD

TUTTI I VEICOLI DELLA SERIE V35-V50-V65-V75-V850-V1000

Preghiamo prendere nota che i motori completi forniti a ricambio sono indifferentemente equipaggiati con alternatore tipo "SAPRISA" o tipo "BOSCH". In caso di sostituzione del motore completo, potrebbe quindi essere necessario sostituire l'alternatore e il relativo anello di tenuta sul coperchio di distribuzione, per adattarli all'impianto esistente sul veicolo. I codici dei particolari interessati sono i seguenti:

Please take note that, as spare parts, the complete engines are indifferently equipped with "SAPRISA" or "BOSCH" alternator. In case of the replacement of the complete engine, it could be necessary to change the alternator and relating seal-ring on the timing cover, as to adapt them at the existent system.
The code nrs of these parts are the following:

Q.TA/Q.TY	CODICE/CODE	DENOMINAZIONE/DESCRIPTION
1	90 40 28 40	ANELLO DI TENUTA ALTERNATORE "BOSCH" "BOSCH" ALTERNATOR SEAL-RING
1	90 40 20 38	ANELLO DI TENUTA ALTERNATORE "SAPRISA" "SAPRISA" ALTERNATOR SEAL-RING
1	17 71 24 00	ALTERNATORE "BOSCH" "BOSCH" ALTERNATOR
1	28 71 24 00	ALTERNATORE "SAPRISA" "SAPRISA" ALTERNATOR

SERVIZIO ASSISTENZA CLIENTI
IL RESPONSABILE
(Giuseppe Nieri)

CENTRO RICAMBI S.R.L.	CIRCOLARE TECNICA	MOTO GUZZI	
DATA APRILE 1989	SERIE V35 - V50 - V65 - V75	N° PROGR. 141/G.	1/3

Sulla serie in oggetto è stato previsto il montaggio di una nuova valvola di regolazione pressione olio, inserita nella parte inferiore del basamento, anzichè in prossimità della pompa dell'olio, come indicato in figura.

I valori di taratura della pressione olio rimangono invariati.

On the above mentioned models is foreseen the assembling of a new oil pressure relief valve, inserted in the lower side of the crankcase, rather than near the oil pump, as shown on the drawing.

The setting values of the oil pressure are unchanged.

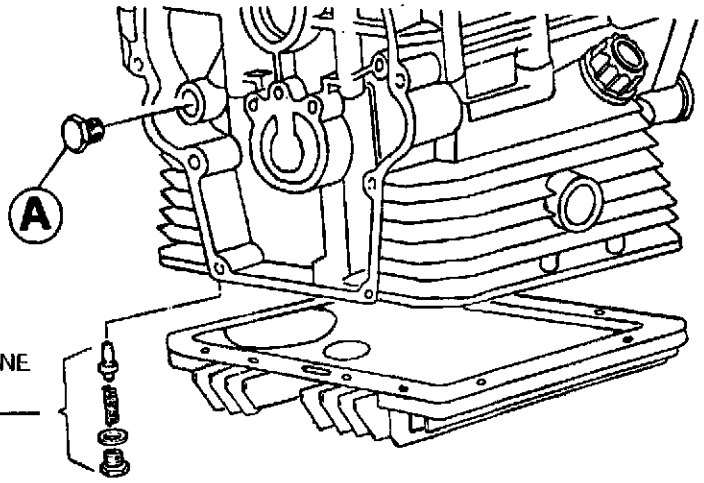

VALVOLA REGOLAZIONE PRESSIONE OLIO COD. 31.15.82.50

OIL PRESSURE VALVE

La modifica, prevista per tutti i modelli della serie in oggetto, è già stata attuata sui seguenti modelli a partire dai sottoindicati progressivi di motore.

Serie V65 - dal motore n° PG 17965

Serie V75 - dal motore n° LT 10001

Il codice di ordinazione dei basamenti rimane invariato; pertanto a fronte della fornitura a ricambi di tale particolare, è necessario verificare la presenza del tappo 'A' (cod. 31.01.60.50) nel caso di basamento con valvola di regolazione nuovo tipo; nel caso di fornitura a ricambi di basamento premodifica,

The modification, foreseen for all the above mentioned models, has been already carried out on the following models, starting from the progressive under mentioned engine numbers.

Series V65 - from engine nr. PG17965

Series V75 - from engine nr. LT10001

Crankcase code number is unchanged.

So, should you receive as spare part a crankcase with new oil pressure relief valve, you have to check if the plug 'A' (code31.01.60.50) is fitted; should you receive a pre-modification crankcase, you have to set the relief valve in the original po

rimontare la valvola di regolazione premodifica nella posizione originale.

SPALLAMENTI ALBERO MOTORE

Per migliorare la lubrificazione degli spallamenti dell'albero motore, sono state introdotte in produzione le seguenti modifiche, a partire dai sottoindicati progressivi di motore.

Serie V65 - dal motore n° PG 17965

Serie V75 - dal motore n° LT 10001

sition.

CRANKSHAFT HALF-COLLAR

The following modifications have been put in production to improve the lubrication of the crankshaft half-collar, starting from the progressive under mentioned engine numbers.

Series V65 - from engine nr. PG17965

Series V75 - from engine nr. LT10001

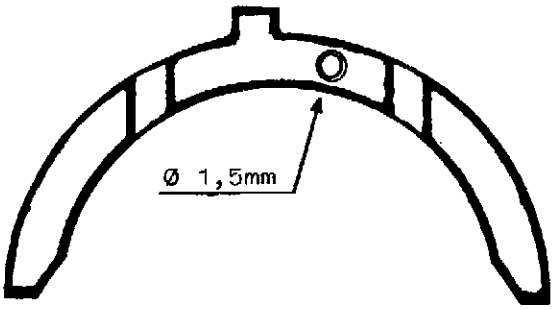

Sugli spallamenti per albero motore, cod. 27.06.64.60 è stato praticato un foro di Ø1,5mm come indicato in figura.

Il lubrificante in pressione affluisce a tale foro tramite apposito condotto praticato sul basamento.

I codici di ordinazione sono rimasti invariati; a fronte di Vostre richieste verranno forniti solo i particolari modificati.

It has been made a hole Ø 1,5 mm on the crankshaft half-collar code number 27.06.64.60 as shown on the drawing.

The lubricant under pressure comes to this hole through a special duct made on the crankcase.

Code numbers are unchanged; by your request, for these items, we will supply the modified parts only.

CENTRO RICAMBI S.R.L.	CIRCOLARE TECNICA	MOTO GUZZI	
APRILE 1989 DATA	SERIE V35 - V50 - V65 - V75	141/G. N° PROGR.	3/3

ALBERO MOTORE

Per migliorare la lubrificazione dei semicuscinetti di banco, è stata praticata una doppia foratura sull'albero motore.

CRANKSHAFT

It has been made a double hole on the crankshaft pins to improve the lubrication of the half-bearings.

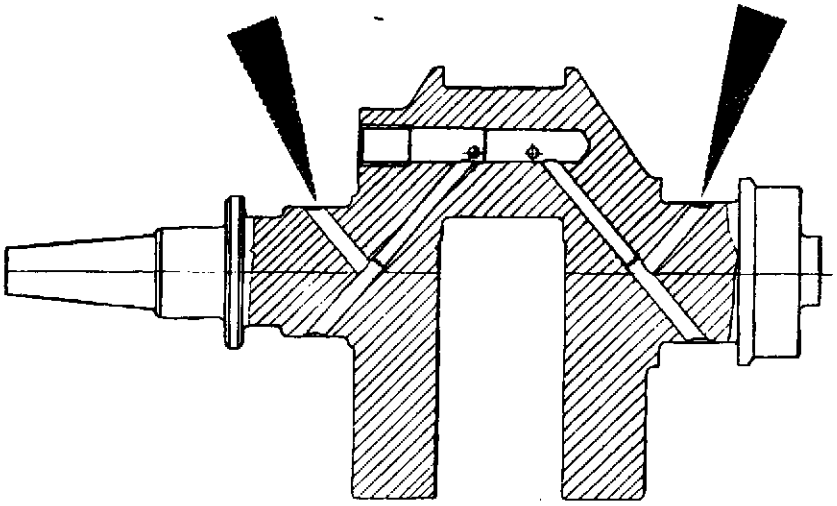

La modifica è stata introdotta in produzione a partire dai sottoindicati progressivi di motore.

Serie V65 - dal motore n°PG 17965

Serie V75 - dal motore n°LT 10001

I codici di ordinazione sono rimasti invariati; a fronte di Vostre richieste saranno forniti solo i particolari modificati.

The modification has been put in production starting from the progressive under mentioned engine numbers.

Series V65 - from engine nr. PG17965

Series V75 - from engine nr. LT10001

Code numbers are unchanged; by your request, for these items, we will supply the modified parts only.

SERVIZIO ASSISTENZA CLIENTI
IL RESPONSABILE
(Giuseppe Nieri)